

# **HARRISBURG CITY BUDGET 2015**

**Section No. 1**  
**Exhibit No. 10**

# CITY OF HARRISBURG

## 2015 APPROVED BUDGET



### **MAYOR**

Eric R. Papenfuse

Approved by City Council  
December 23, 2014

### **CITY COUNCIL**

Wanda R. D. Williams, President

Sandra Reid, Vice-President

Benjamin J. Allatt, Member

Susan C. Brown-Wilson, Member

Brad Koplinski, Member

Jeffrey Baltimore, Member

Shamaine A. Daniels, Member

### **CITY CONTROLLER**

Charles DeBrunner

### **CITY TREASURER**

Tyrell Spradley

# CITY OF HARRISBURG

## 2015 APPROVED BUDGET

### **PREPARED BY:**

Bruce Weber  
**Director of Financial Management**

Yanxia Liu  
**Budget Manager**

Bryan L. McCutcheon  
**Accounting Manager**

### **SPECIAL ACKNOWLEDGEMENTS:**

Michael Hughes

Robin J. Grannison-Horne

Sarah Fedor

# TABLE OF CONTENTS

<u>Introduction</u>	<u>PAGE</u>		<u>PAGE</u>
How to use the Budget Document .....	1	State Liquid Fuels Tax Fund .....	145
City of Harrisburg Vision, Mission, Values .....	2	Host Municipality Fees Fund .....	150
City of Harrisburg Organizational Chart .....	3	Debt Service Fund .....	156
City of Harrisburg Organizational Structure.....	4		
<b><u>Budget Overview</u></b>		Bureau of Neighborhood Services-Sanitation .....	160
Budget And Finance .....	7	Disposal Fund.....	170
Budget Summary .....	13	Blight Remediation Fund .....	175
Resource Allocation Summary .....	15	Special Events & Projects Reimbursement Fund .....	179
Summary of Revenues .....	16	Fire Protection Fund .....	183
Summary of Expenditures.....	17	Police Protection Fund.....	187
		Parks & Recreation Fund.....	191
<b><u>General Fund</u></b>		WHBG Fund .....	195
Resource Allocation Summary .....	18		
Revenue Analysis Summary .....	19	Glossaries.....	199
Revenue Analysis Detail .....	21		
General Fund Appropriations .....	35		
Expenditure Analysis Summary .....	36		
<b><u>General Government</u></b>	<b>37</b>		
Office of the City Council.....	39		
Office of the Mayor.....	42		
Office of the City Controller .....	45		
Office of the City Treasurer .....	48		
Office of the City Solicitor.....	51		
<b><u>Department of Administration</u></b>	<b>54</b>		
Office of the Business Administrator .....	58		
Bureau of Financial Management .....	61		
Bureau of Communication.....	64		
Bureau of Risk Management.....	67		
Bureau of Information Technology .....	70		
Bureau of Human Resources.....	73		
Bureau of Operations and Revenue.....	76		
<b><u>Department of Community and Economic Development</u></b>	<b>79</b>		
Office of the Director .....	83		
Bureau of Planning .....	86		
Bureau of Business Development.....	89		
Bureau of Parks & Recreation.....	92		
Bureau of Arts, Culture and Tourism.....	95		
<b><u>Department of Public Safety</u></b>	<b>98</b>		
Bureau of Codes .....	101		
Bureau of Police.....	104		
Bureau of Fire .....	113		
<b><u>Department of Public Works</u></b>	<b>121</b>		
Office of the Director .....	124		
Bureau of Neighborhood Services-City Services .....	128		
Bureau of Vehicle Management.....	133		
<b><u>General Expenses and Transfer to Other Funds.....</u></b>	<b>137</b>	Budget Ordinances .....	206

## **HOW TO USE THE BUDGET DOCUMENT**

This page provides an explanation of the format and content of the Fiscal Year (FY) 2015 Approved Budget document. To find the exact location of this information, please refer to the Table of Contents. The major portions of the document are described as follows:

### **Introductory Information**

This introductory information consists of a pictorial presentation of the City's **Elected Officials** and **Organizational Chart**, and a narrative describing the City's **Organizational Structure**.

### **Budget Overview**

Contained within the Budget Overview is the **Budget and Finance** section. This section describes the financial and operating policies and procedures that guide the development of the City's budget. Additionally, the **Budget Summary** section provides the reader a series of financial summaries with information on revenues, expenditures, and staffing levels for FY 2015 and prior years.

### **Budget Detail**

These sections contain information on FY 2015, as well as historical revenue and expenditure information for the **General Fund, Special Revenue Funds, Debt Service Fund, and Utility Funds** operating budgets. Within each is an organizational chart and a brief description of the services provided. This detail of fund and corresponding department budgets is represented according to:

- Description of individual programs - a listing of the department, bureaus, offices/divisions, and corresponding functions.
- Summary of resources (revenue) and appropriations (expenditures) - total fund budget.
- Detailed information on the staffing compliment of all budgeted positions.
- Major Category detail - provides detail of revenues and expenditures for FY 2012 - 2014 Actuals, FY 2014 Adjusted Budget, and FY 2015 Approved Budget. Revenue line-items identify specific funding sources. Expenditure line-items are categorized as Personnel, Services, Supplies, and Other.
- Line-Item Detail- Provides detail of revenue and expenditures at the individual line-item level.

### **Appendices**

This section provides supplemental information on a variety of topics which include **Glossary of Terms, Glossary of Abbreviated Terms**, and the City's **Approved Budget-Related Ordinances**.

---

**City Of Harrisburg**  
Our Vision, Mission and Values

---

## **OUR VISION**

Our City will be:

1. Financially stable
2. Fiscally responsible
3. A stable, cleaner and safer community
4. The cultural, entertainment and tourism Capital
5. A business center for innovation and development in Central PA
6. A shining example of professional management in municipal government
7. Economic development model working with private sector, non-profits and strategic partners
8. An excellent public infrastructure hub with well planned, maintained and operated facilities

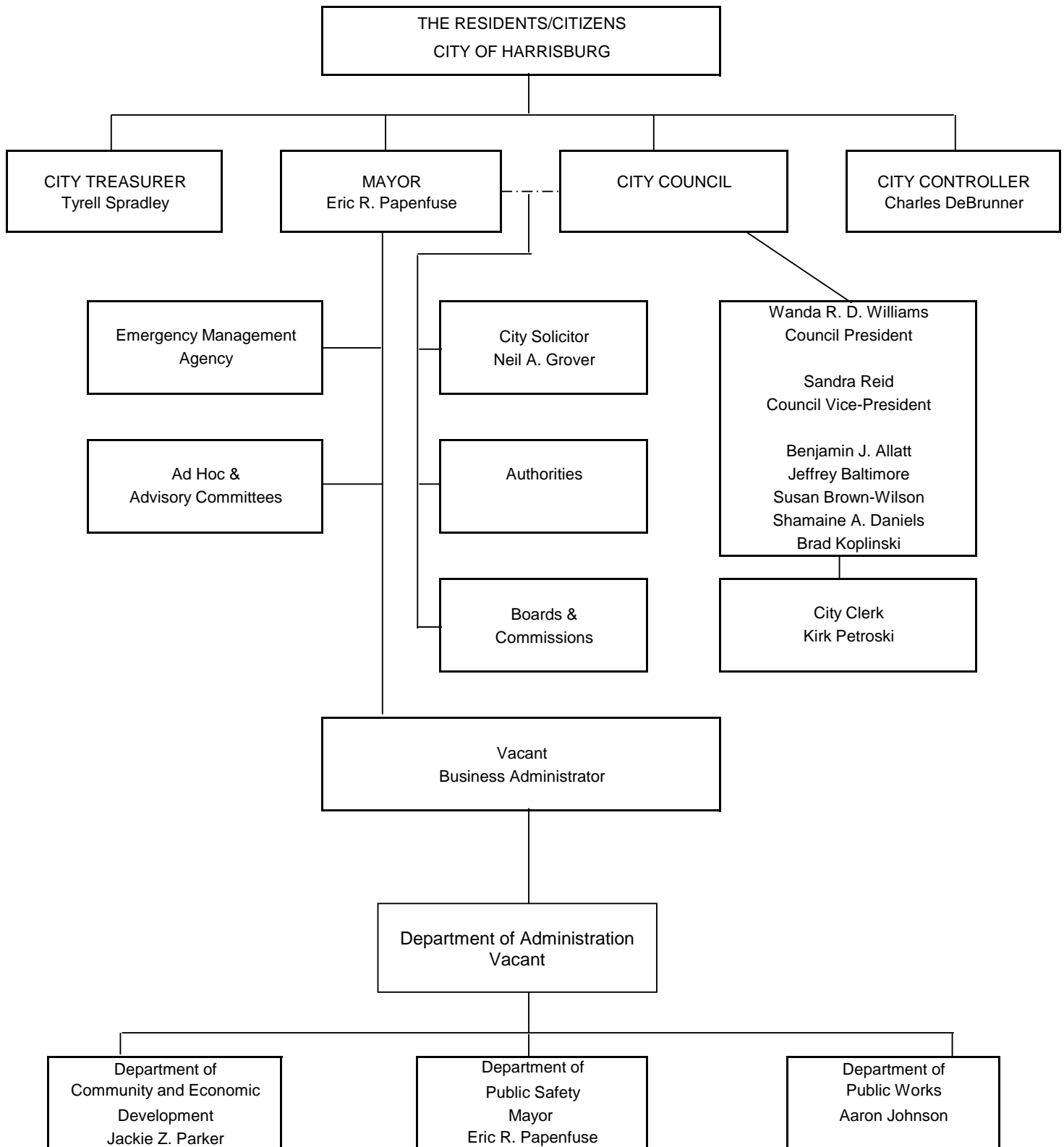
## **OUR MISSION**

To implement the Act 47 Harrisburg Strong Plan, to gradually reduce the City's debt burden and eliminate its structural budget deficit, and to maintain and improve all City services to its citizens and guests. To provide professional management operations in order to manage resources effectively and efficiently while providing excellent public services and safety to all who live, work and visit our historic and vibrant capital.

## **OUR VALUES**

1. Transparency
2. Honesty
3. Integrity
4. Dedication
5. Team work
6. Cooperation, coordination, collaboration, and communication
7. Dignity and respect

# CITY OF HARRISBURG ORGANIZATIONAL CHART



Note: Additional organizational charts are included in the budget document for each department to further illustrate the delineation of authority.

# **CITY OF HARRISBURG**

## **ORGANIZATIONAL STRUCTURE**

The City of Harrisburg has a "Strong Mayor/Council" form of government. The Mayor is the full-time Chief Executive Officer, and City Council Members are the separate, part-time Legislative Body. The Mayor possesses the power to veto legislation. The veto would require a two-thirds vote of City Council to override. As the Chief Executive Officer, the Mayor prepares and submits the budget to City Council for review and approval. Organizationally, this provides the Mayor an institutional focus for planning, programming, and developing policy. In fact, the Mayor clearly and directly has the authority and responsibility to determine public policy relating to financial and administrative matters with appropriate oversight by City Council.

On March 19 (the anniversary of the City's Incorporation as a City in 1860), or another date, the Mayor provides the "State of the City" address at a public event. This address presents the general state of the City's finances and overall economy and describes the policies established in the fiscal year budget approved by the Mayor and City Council. The Administration is charged with the responsibility of carrying out the Mayor's policies as set forth by the Budget and in Executive Orders issued throughout the year.

The Mayor, as chief executive, has the sole authority to select, direct, and oversee his Administration. As head of the Executive/Administrative Branch of government, the Mayor appoints the Business Administrator, whose appointment is confirmed by City Council. The Business Administrator is the Chief Administrative and Operating Officer of the City and Chief of Staff. This position is responsible for overseeing mayoral instruction to directors and deputy directors. With a top-down form of management, department/office directors and deputy directors are fully accountable for departmental operations. This includes overseeing supervisory line management to assure that the City's goals and priorities are met.

The formal organizational structure of the City comprises General Government operations and four departments: Administration, Community and Economic Development, Public Safety, and Public Works. The City's administrative focus is the department. The largest organizational component within a department is the bureau. The structural design of the bureau is closely tied to service output or function. Bureaus provide separation of duties within each department. With responsibilities delegated at such a definitive level, many bureaus can be interpreted as local government programs. A further delineation by division/unit emphasizes the distribution of workloads to achieve a specific output. To evaluate this output, the Budget staff has incorporated policy objectives and performance measurements into the budget document to analyze the effectiveness and efficiency of service delivery. Meeting organizational goals and objectives is the ultimate outcome each department is attempting to achieve.

To account for departmental and office fiscal transactions, the City utilizes the fund basis of accounting whereby all governmental activities are accounted for through a series of distinct funds which include reporting entities to control resources and demonstrate compliance with various legal and budget constraints affecting government. The General Fund accounts for all resources not otherwise devoted to specific activities and it finances many of the basic municipal functions. Other governmental funds include Special Revenue Funds, Capital Projects Fund, and Debt Service Fund. The City also has an expendable Trust Fund and two Utility Funds. The budget is organized by fund and is further identified by revenue and expenditure detail.

Some departments combine the operations of more than one fund. The Department of Community and Economic Development combines General Fund operations with Community Development Block Grant (CDBG) Fund operations. Additionally, the Department of Public Works combines General Fund and State Liquid Fuels Tax Fund operations with Proprietary/Utility Fund operations. The Sanitation Utility Fund also comes under the Department of Public Works but is owned and operated solely by the City. The (Incinerator) Disposal Fees Fund is established to collect disposal fees to dispose of the City's municipal solid waste at LCSWMA's Resource Recovery Facility.

The Offices of General Government, departments, and bureaus listed below are part of the General Fund with the exception of CDBG operations; Neighborhood Services - Sanitation, (Incinerator) Disposal Fees Fund, State Liquid Fuels Tax Fund, and Host Municipality Fees Fund. Further discussion regarding the departments will involve a summary of the roles of management and supervisory personnel.



General Government encompasses five offices, which include separate offices for elected officials. The Office of City Council is made up of seven at-large elected members headed by the Council President. The City Clerk provides technical and administrative support to City Council.

The Office of the Mayor is the administrative office for all mayoral activities. The Mayor, who is elected at-large, is the highest ranking official. Mayor's Office personnel include a Communications Director, a Senior Advisor to the Mayor for Education, Youth and Civic Engagement, and one Senior Assistant to the Mayor, who conduct the day-to-day business of this office.

The City Controller and the City Treasurer are part-time at-large elected officials. Each has an office to provide required public service. Both have full-time deputies who are delegated to carry out daily operations.

The Office of the City Solicitor, also referred to as the Law Bureau, is headed by the City's Chief Counsel, the City Solicitor, who is appointed by the Mayor and confirmed by City Council. This Office ensures that the policies adopted and actions taken by the Mayor and City Council fall within the limitations and authorities prescribed by federal, state, and local statutes and ordinances. Assisting the City Solicitor is the Deputy City Solicitor, Assistant City Solicitor, and support staff.

The Office of the City Engineer, headed by the City Engineer, provides professional engineering services for the maintenance of City streets and utility systems. The Office also ensures the construction of City streets and utility systems are in accordance with City ordinance, state laws, and sound engineering practices. This office also maintains the City's GIS System and the official real estate registration for the City. This office was merged into Public Works in the 2011 Budget under the Office of the Director.

The Department of Administration works with the Mayor to establish and uphold policy by overseeing the administrative management and supervision of all City departments. The Chief of Staff/Business Administrator oversees the department directors, deputy directors, and bureau directors to assure the proper administration of their operations, and is responsible for the negotiation of all three collective bargaining contracts. The Finance Director serves as Director of Financial Management, directing the Accounting, Budget, Grants and Purchasing Offices with the assistance of four office managers, and is responsible for administering Debt Service, General Expenses, and Transfers to Other Funds as well as the City's insurance, workers' compensation, and loss control programs. The Bureau of Information Technology is headed by a Director and oversees all of the City's information and communication systems. The Bureau of Human Resources, headed by a Director, manages the City's human resource operation which includes payroll processing, maintenance of personnel records, recruitment, and administering the City's benefits and affirmative action/equal employment opportunity programs. The Bureau also participates in the negotiation of collective bargaining contracts. The Bureau of Operations and Revenue, headed by a Director, is responsible for the billing and processing of property and mercantile taxes and utility revenue, and collection activities on delinquent accounts. In order to carry out these functions, the Director is assisted by a Tax and Enforcement Administrator. This bureau is also responsible for the duplicating center.

The Department of Community and Economic Development is headed by a Director, who oversees all efforts to maintain and improve our neighborhoods and promotes business and residential development throughout the City, and is accountable for all CDBG Programs. This department has five Bureaus: the Bureau of Parks & Recreation; the Bureau of Arts, Culture and Tourism; the Bureau of Building and Housing Development; the Bureau of Business Development, and the Bureau of Planning.

The Department of Public Safety consists of the Bureaus of Codes, Police and Fire. The Mayor is the Director of this department. Although the Police Chief and Fire Chief attend the Mayor's cabinet meetings, they also meet separately with the Mayor and the Chief of Staff/Business Administrator weekly to discuss and address current public safety issues.

The Bureau of Police is headed by the Police Chief and three captains. These positions are all classified as management. Uniformed officers under the rank of captain are not classified as management personnel. Lieutenants, sergeants, and corporals fulfill supervisory roles. The three captains head the Uniformed Patrol, Criminal Investigation, and Technical Services divisions. Within these divisions, additional organizational components exist. Several of these sections or units carry out specified police activities. The variety of police operations and the number of approved

personnel make it the largest and most complex bureau in the City's organization. The Police Accreditation Program accounts for some of the structural delineations in this bureau because many stipulations for accreditation require appropriate separation of duties.

The Bureau of Fire, headed by a Fire Chief and a Deputy Fire Chief, maintains three fire houses and a large complement of fire fighting apparatus with full-time personnel to support these facilities. Other personnel are uniformed firefighters, some of whom are assigned to specific details such as fire safety and fire inspection.

The Department of Public Works consists of three General Fund bureaus, two Utility Funds, and a Special Revenue Fund: Office of the Director, Neighborhood Services - City Services, Vehicle Management, Sanitation, Disposal, and the State Liquid Fuels Tax Fund. Some of the services provided by the Department of Public Works require a twenty-four hour, seven-day-per-week schedule. The crucial utility infrastructure services which are maintained around the clock include traffic signal engineering and general management of City streets in the event of an emergency. The Office of the Director oversees the entire operation of Public Works and serves as an advisor to the Mayor regarding any serious conditions, thus promoting a concerted effort within the Administration to cope with unforeseen problems. The Bureau of Parks Maintenance, which maintains the City's parks and other public open spaces, was merged into the Public Works-Director's Office in 2012. The Director also coordinates efforts between Capital Region Water and the City on all issues related to water and sewerage system operations. Also the director supervises the staff charged with the upkeep of the City Government Center Complex.

The Public Works Director is assisted by a Deputy Director. The deputy serves as the Deputy Director for Public Works Operations and is primarily responsible for the operation of Neighborhood Services, Sanitation and special assignments as requested by the Director. The Bureau of City Services manages the City's street and sewer line maintenance and repairs and, in addition, performs leaf collection, debris removal, demolition, and related duties, maintains 91 signalized intersections, streetlight repair, and the installation of all traffic control signs within the City. The Deputy Director supervises the work crew and sanitation crew that are funded from the Sanitation Utility Fund. The Bureau of Vehicle Management, managed by the Fleet Manager, services all City vehicles and vehicular equipment.

# **BUDGET AND FINANCE**

## **SCOPE OF THE BUDGET**

The budget for the City of Harrisburg is a multifaceted document that expresses spending policy for the fiscal year, illustrates a resource allocation plan for the Administration to implement, describes the services provided, and provides a means of communication between citizens and elected officials.

The budget spells out a management strategy through specific objectives designed to provide the best services at the most efficient cost. With regard to the delivery of services, these objectives must produce measurable results as key indicators of the effectiveness and efficiency of government policies and programs. Programs must be evaluated every year to determine their legitimacy since limited resources must be allocated between existing programs and the need for new ones. Also, the success of programs and the efficiency with which policy goals are met constitute two performance measures by which managers are evaluated for tenure and annual salary increases.

Interplay between elected officials and input from citizens via budgetary hearings and public access to the budget, further enhances the democratic process involved in the public programming and financing. Elected officials, who experience a wide range of pressures and competing interests, must take the initiative to hold the line on budget growth. As the chief executive, the Mayor is at the center of the budgeting process, commanding a comprehensive perspective on disparate interests. It is the Mayor who takes the lead in determining budgetary policies within an environment of competing priorities and limited local government resources. City Council then examines the Mayor's proposed budget and has the opportunity to make amendments before approving it in final form.

In summary, the budget is a policy instrument, a financial plan, an operations guide, and a communicative device. The true art of budgeting reflects a combination of leadership, independent judgment, competent administration, and cooperation between the various branches of City government.

## **BUDGET PROCESS**

The budget for the City is compiled by the Bureau of Financial Management's Office of Budget and Analysis. The fiscal year for the City of Harrisburg is January 1 to December 31. The actual budget preparation process gets underway in July. One important element of this process is a cooperative effort between the Bureau of Financial Management and Bureau of Information Technology which produces the Position Control Salary Projection reports for all funds. This salary information is vital in preparing personnel projections because it incorporates proposed management increases and bargaining unit contractual increases. Such personnel data greatly assists department directors in determining salary costs for the budget requests.

During the last week of August, the Office of Budget and Analysis allows department heads and their budget support staff to enter their Operating request into the City's accounting system. The City has historically used an incremental budget technique in arriving at the requested figures. Incremental budgeting emphasizes changes in the costs of providing City services based on competing priorities. To evaluate these priorities, department directors/bureau chiefs examine historical trends of line-item costs using a five-year cost analysis to determine the needs of the department or office for the forthcoming year. The module has all the historic information which is pulled right from the City's accounting system. Once all the data is entered, they notify the Office of Budget and Analysis. The Office of Budget and Analysis reviews all requests for accuracy and completeness.

Based on the City's Administrative Code, the Mayor shall, not later than the month of November, require all department heads to submit requests for appropriations for the ensuing budget year, and to appear before the Mayor or the Business Administrator or other officer at public hearings, which shall be held during that month, on the various requests. When the public hearings are completed, the Business Administrator's reviews the requests. The draft and recommendations are forwarded to the Mayor for review. After that, the Mayor holds his or her own budget hearings with each department as forums where department directors can substantiate their expenditure projections and justify their requests.

Department directors enter their revenue projections into the accounting software as well for the ensuing year. This step usually occurs around the beginning of September. The Office of Budget and Analysis prepares the revenue projections for presentation to the Mayor, who will evaluate the budget gap between revenue projections and expenditure

requests. The Mayor meets with the Budget staff to determine the most viable means to balance the budget. Generally, two or three lengthy sessions are required before the budget is balanced and decisions regarding revenue and expenditure proposals are incorporated into the proposed budget document.

Pursuant to the City's Administrative Code, the Mayor's Proposed Budget is presented to City Council at the last legislative meeting in November, at which time the document becomes available to the public.

During Budget and Finance Committee meetings, set by City Council, all offices/departments present to Council an estimate of the revenues and expenditures required to provide public services during the ensuing fiscal year.

City Council then makes appropriations and adopts the budget by ordinance no later than December 31. During the month of January following a municipal election, however, City Council may amend the budget with proper notice for public inspection of the proposed budget amendment. Any amended budget ordinance must be adopted by City Council before the 16th day of February. Within 15 days after the adoption of the budget ordinance, a copy of the same must be filed with the Commonwealth of Pennsylvania, Department of Community and Economic Development.

## BUDGET CALENDAR

August-September	<ul style="list-style-type: none"> <li>• Prepare and distribute expenditure request preparation manuals</li> <li>• Prepare and distribute revenue project manuals</li> <li>• Update title and divider pages, table of contents, and organization charts</li> <li>• Compile expenditure requests returned from office/department directors</li> </ul>
September-October	<ul style="list-style-type: none"> <li>• Update the Budget and Finance section</li> <li>• Design cover for Budget</li> <li>• Develop revised revenue and expenditure projections based on Sept. 30</li> <li>• Fiscal Report projections and actual activity to date</li> <li>• Mayoral budget hearings and review process with department directors</li> <li>• Update and distribute narrative and performance measurement preparation manuals</li> <li>• Update narratives and performance measurements as submitted by office/department directors</li> </ul>
October	<ul style="list-style-type: none"> <li>• Prepare a preliminary Summary statement of projected revenues vs. proposed expenditures</li> <li>• 1st and 2nd rounds of budget review with Mayor and Office of Budget and Analysis staff</li> <li>• Update Budget Summary section</li> </ul>
November	<ul style="list-style-type: none"> <li>• Hold Public Hearings to discuss department head requested budgets</li> <li>• Final revision and proofreading of Mayor's Proposed Budget</li> <li>• Compiling, printing, and binding of Mayor's Proposed Budget</li> <li>• Mayor's Proposed Budget presented to City Council</li> </ul>
December	<ul style="list-style-type: none"> <li>• City Council budget hearings and adoption</li> </ul>

## REVENUE PROJECTIONS

Using actual and projected data, various analyses are performed by the Bureau of Financial Management to project revenues. Revenue estimates are *mostly* based on four different projection methods which incorporate growth rates over the previous three years, current year receipts, and collection rates where applicable, and important input from department directors and the Bureau of Operations and Revenue, as well as known variations in specific line item projections. Each projection method is tested against actual prior year revenues to determine validity. This validity test is conducted at the revenue line-item (detail) level, and only the projection methods deemed valid are utilized. In addition, unusual circumstances and one-time revenue sources are given appropriate consideration.

### REVENUE PROJECTION METHODS

<b>Method 1:</b>	3-year Average Growth Rate x 2013 Actual Revenues at December 31, 2013
Explanation	The 3-year average growth rate from 2011-2013 multiplied by the 2013 actual revenues is used as a projection for the 2014 revenues. By utilizing the average growth rate for an additional year, the 2015 revenues are projected.
<b>Method 2</b>	2014 Actual Revenues at September 30, 2014 / 9 months x 12 months
Explanation	A monthly average of current year revenues is calculated based on nine months of receipts, which are then annualized to project current year revenues. Based on revenue trends and this method of projection for 2014 revenues, 2015 revenues are projected.
<b>Method 3</b>	2014 Actual Revenues at September 30, 2014 / (2013 Actual Revenues at September 30, 2013 / 2013 Actual Revenues at December 31, 2013)
Explanation	A percentage of 2013 revenues are determined from revenue receipts at September 30, 2013. The 2014 actual revenues at September 30, 2014, are divided by the percentage collected at September 30, 2013, to project revenues for 2014. By reviewing revenue trends in conjunction with this method of projection for 2014 revenues, the 2015 revenues are projected.
<b>Method 4</b>	Percentage of 2013 Revenue Budget Collected at December 31, 2013 x 2014 Budget
Explanation	2014 revenues can be projected by multiplying the percentage of 2013 Budget which was collected at December 31, 2013, times the 2014 Budget. By reviewing the historical actuals to budget ratios, assumptions can be determined to assist in 2015 revenue projections.

### PERFORMANCE MEASUREMENTS

A Performance Program Budget (PPB) system utilizes specific program objectives to produce a desired output. The City currently does not present a formal programmatic budget; however, many aspects of the existing budget emulate the strategy of PPB. A program is a primary function of government which identifies clearly the delivery of a particular service to the taxpayers. The bureaus, divisions, and units actually represent individual City programs. An important exercise in preparing a PPB is determining performance measurements to meet specific program objectives.

The purpose of preparing performance measurements is to quantitatively determine the effectiveness and efficiency of departmental programs. The budget is the resource allocation plan for the City, and it identifies the financial input necessary to meet departmental objectives. Performance measurements, or indicators, measure the level of output against the input of budgeted funds. The end result should be to minimize the resources or dollars utilized to achieve a specified level of output.

From a policy standpoint, these measures can provide data to decision-makers to assist them in providing better services to citizens at the least possible cost. They also can provide direction in appropriating available resources,

identifying areas of service which may require more resources, and addressing strengths and weaknesses in achieving the objectives of the services being provided.

Performance measurements are based on a management objective established by the department director. These measurements concentrate on the performance of the entire bureau or division, not on an individual's performance. The activities measured are those required to meet the overall objective of the department/bureau. If the measured activity achieves most of its objectives and receives a highly satisfactory rating, then it is considered to be effective.

The 2015 Proposed Budget does not include data measuring a department's performance as the 2012 and 2013 actual and 2014 projected measurement data was not complete before the preparation of this document.

Since the City's management reserves the right to establish goals and objectives to determine the cost of service delivery, quantitative analysis of City services assists management in providing the best possible service at the least possible cost. It is hoped in the future that citizen surveys can become part of performance measurements to determine taxpayer satisfaction. Given the limited resources of time and staffing, such a survey is currently impractical. To some degree, however, the election process itself is an indication of taxpayer satisfaction.

## **BUDGETARY ACCOUNTING AND CONTROLS**

A City Council ordinance establishes the annual budget for the General Fund, Special Revenue Funds, Debt Service Fund, and Proprietary (Utility) Funds. Budgets for all funds are prepared on a cash basis with respect to revenues and on an items vouchered basis with respect to expenditures. Some Special Revenue Funds are exempted from legally adopted budgetary requirements, such as Grant Programs Fund, Capital Projects Fund, and Expendable Trust Funds.

More than 100 different grant programs accounted for in the Grant Programs Fund are administered under project budgets determined by contracts with state and federal grantor agencies. Effective expenditure control is achieved in the Capital Projects Fund through bond indenture provisions and project budgets. Control over spending in the Expendable Trust Fund is achieved by the use of internal spending limits.

The Business Administrator may authorize budgetary transfers up to \$20,000 between line-items within a department or office. However, no transfers shall be permitted into or within any personnel line-items to augment any individual wage or salary allocation previously established by City Council for any position without City Council approval, except to accommodate payments to employees as required under applicable laws or collective bargaining agreements. City Council approval is required for transfers in excess of \$20,000 along budget line-items. In the absence of budgeted financing, City Council may approve a supplemental appropriation from unappropriated fund balances; or from a new, unanticipated and unbudgeted revenue source(s) received during the course of the budget year. Therefore, the legal level of control is the line-item level. There were supplemental appropriations enacted during 2012.

Appropriations are authorized by ordinance at the fund level with the exception of the General Fund, which is appropriated at the functional office or department level except for the Office of Administration, which has separate budgets for administration and general expenditures. Appropriations are further defined through the establishment of more detailed line-item budgets. These are the legal levels of budgetary control.

### Encumbrances

Encumbrance accounting, under which purchase orders, contracts and other commitments for the expenditure of monies are recorded in order to reserve that portion of the applicable appropriation, is employed as an extension of formal budgetary integration in the governmental and proprietary fund types. Encumbrances outstanding at year end do not constitute expenditures or liabilities, but are re-appropriated in the succeeding year. The City records such encumbrances as reservations of fund balance in governmental funds which have fund balances at year end. Encumbrance accounting is used in proprietary fund types as a tool for budgetary control, but reserves are not reported. The subsequent year's appropriations provide authority to complete the transactions as expenditures.

## **FINANCIAL INFORMATION**

The management of the City is responsible for establishing and maintaining an internal control structure designed to ensure that assets are protected from loss, theft, or misuse and that adequate accounting data is compiled to allow for the preparation of financial statements in conformity with generally accepted accounting principles. The internal control structure is designed to provide reasonable, but not absolute, assurance that these objectives are met. The concept of reasonable assurance recognizes that (1) the cost of a control should not exceed the benefits likely to be derived and (2) the valuation of costs and benefits requires estimates and judgments by management.

### Independent Audit:

The City's Administrative Code requires an annual independent audit of the books of account, financial records, and transactions of the City by an independent certified public accounting firm. In addition, various bond indentures also require such an audit.

In addition to meeting the requirements set forth above, the audit has also been designed to comply with the Single Audit Act of 1984 and related OMB Circular A-133. The independent auditor's report on the basic financial statements, along with the combining and individual fund statements and schedules, is included in the financial section of the City's Comprehensive Annual Financial Report. The independent auditor's reports related specifically to the Single Audit are included in a separately issued single audit document.

### Single Audit:

As a recipient of federal and state financial assistance, the City is also responsible for ensuring that an adequate internal control structure is in place to ensure compliance with applicable laws and regulations related to those programs. The internal control structure is subject to periodic evaluation by management and internal audit staff of the City.

As part of the City's Single Audit, tests are made to determine the adequacy of the internal control structure, including that portion related to federal financial assistance programs and the City's compliance with applicable laws and regulations.

### Audit Committee:

During 2007, the City of Harrisburg established an Audit Committee to provide independent review and oversight of the City's financial reporting processes, internal controls, and annual audit. The City's independent auditor now reports directly to the Audit Committee, versus management as in prior years. The Committee is made up of five voting members and the City Council Budget and Finance Committee Chair, or his/her designee, as an ex officio sixth non-voting member. Three members must be well-versed in accounting procedures and one member must be a CPA. No City employee may serve as a member of the Committee, with the exception of the ex-officio Budget and Finance Chair or his/her designee.

### Cash Management:

The City's current investment policy is to minimize credit and market risk while maintaining a competitive yield on its portfolio. All cash which is temporarily idle is invested in interest bearing demand deposits, repurchase agreements, or statewide money market funds, thereby increasing the average yield on idle funds. A significant portion of the City's cash and investments is maintained in bank trust accounts under the management of trustees.

An ordinance of City Council requires that all deposits be held in insured, federally regulated banks or financial institutions and that all amounts in excess of federal insurance be fully collateralized in accordance with a state statute which requires banks to pledge a pool of eligible assets against the total of its public funds on deposit.

### Basis of Accounting:

Although the annual budget is prepared on a cash basis with respect to revenues received and on an items vouchered (invoiced) basis with respect to expenditures incurred for all funds, the Governmental Funds and Expendable Trust and Agency Funds are reported on the modified accrual basis of accounting for financial statement purposes. Revenues of these funds are recognized in the year in which they become both measurable and available within 60 days

after year end to pay current year liabilities. The major revenue sources accrued by the City include real estate taxes, intergovernmental revenue, departmental earnings, and investment income. Revenues from other sources are recognized when received. Expenditures are generally recognized in the year the related fund liability is incurred. Principal and interest on general long-term obligations are recognized when due. Prepaid items and inventory purchases are reported as expenditures in the year the items are used. Expenditures for claims, judgments, compensated absences, and employer pension contributions are reported as the amount accrued during the year that normally would be liquidated with expendable available financial resources.

The accrual basis of accounting is utilized by proprietary fund types for financial statement reporting purposes. Under this method, revenues are recorded when earned, and expenses are recorded at the time liabilities are incurred.



# BUDGET SUMMARY

## RESOURCE ALLOCATION

The following Resource Allocation chart lists resources and appropriations for each fund and provides a grand total for all City resources. The accounts of the City are organized on the basis of fund(s), each of which is considered to be a separate accounting entity. These funds are the General Fund, Special Revenue Funds, Debt Service Fund, and utility funds. The City of Harrisburg has established the following utility funds: the Sanitation Utility Fund and the (Incinerator) Disposal Utility Fund. Although each fund is accounted for independently, the proper cooperation and interaction among all funds contribute to the overall effective and efficient management of City government.

### GENERAL FUND

The General Fund is used to account for resources traditionally associated with government which are not required legally or by sound financial management to be accounted for in another fund.

### SPECIAL REVENUE FUNDS

Special Revenue Funds are defined as those funds used to account for proceeds of specific revenue sources that are legally restricted to expenditures for specific purposes.

#### State Liquid Fuels Tax Fund

The State Liquid Fuels Tax Fund is used to account for State aid revenue for maintaining, lighting, building, and improving City roads and bridges in accordance with policies and procedures of the County Liquid Fuels Tax Act of 1931 and the Liquid Fuels Tax Act 655 of 1956 of the Commonwealth of Pennsylvania.

#### Host Municipality Fees Fund

The Host Municipality Fees Fund is used to account for host municipality benefit fees received for critical environmental projects and related administrative costs, as mandated by Act 101 - The Municipal Waste Planning, Recycling, and Waste Reduction Act.

#### Parks & Recreation Fund

The Park & Recreation fund accounts for fee, contribution and grant revenue, along with related expenses, for use in the maintenance and betterment of the City's Parks & Recreation bureau, activities, and programming.

#### Blight Remediation Fund

The Blight Remediation fund is responsible for the collection of fee revenue and related expenses of the City as they pertain to enforcement of ordinances regulating blight and local health, housing and safety codes and regulations, including expenses related to remediation of blighted conditions, as authorized

#### Special Events and Projects Reimbursement Fund

The Special Events and Projects Reimbursement Fund accounts for fee, service provision chargeback and contribution revenue, along with related expenses, for use in the maintenance and betterment of the City's Public Works department

#### Fire Protection Fund

The Fire Protection fund accounts for fee, contribution and grant revenue, along with related expenses, for use in the maintenance and betterment of the City's Fire department and activities.

#### Police Protection Fund

The Police Protection fund accounts for fee, contribution and grant revenue, along with related expenses, for use in the maintenance and betterment of the City's Police department and activities.

#### WHBG Fund

The WHBG fund accounts for fee, contribution, advertising and grant revenue, along with related expenses, for use in the maintenance and betterment of the City's government access cable television channel and station

#### DEBT SERVICE FUND

The Debt Service Fund is used to account for the accumulation of resources, principally transfers from the General Fund and State Liquid Fuels Tax Fund, and proceeds from the sale/lease or use of City assets, for the payment of general long-term debt principal, interest, and related costs.

#### UTILITY FUNDS

Utility funds (also termed enterprise or proprietary funds) are used by a governmental entity to account for services provided to the general public on a user charge basis.

##### Sanitation Utility Fund:

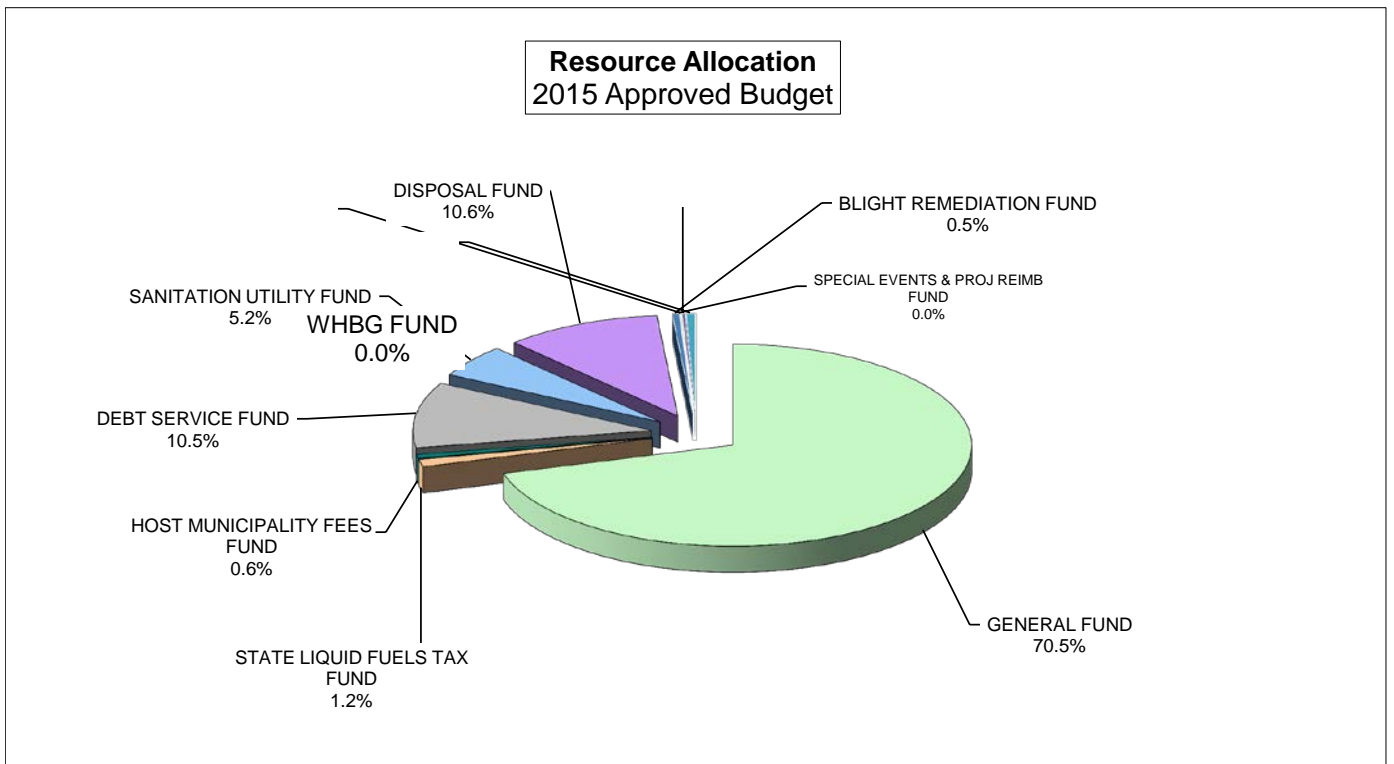
The Sanitation Utility Fund is used to account for the revenues and expenses associated with the provision of refuse collection and disposal services to residential, commercial, and industrial establishments of the City.

##### (Incinerator) Disposal Fees Fund:

The (Incinerator) Disposal Fees Fund is used to account for the collection of Resource Recovery Facility (Incinerator) disposal fees billed for the provision of solid waste incineration services to the residents and commercial and industrial establishments of the City.

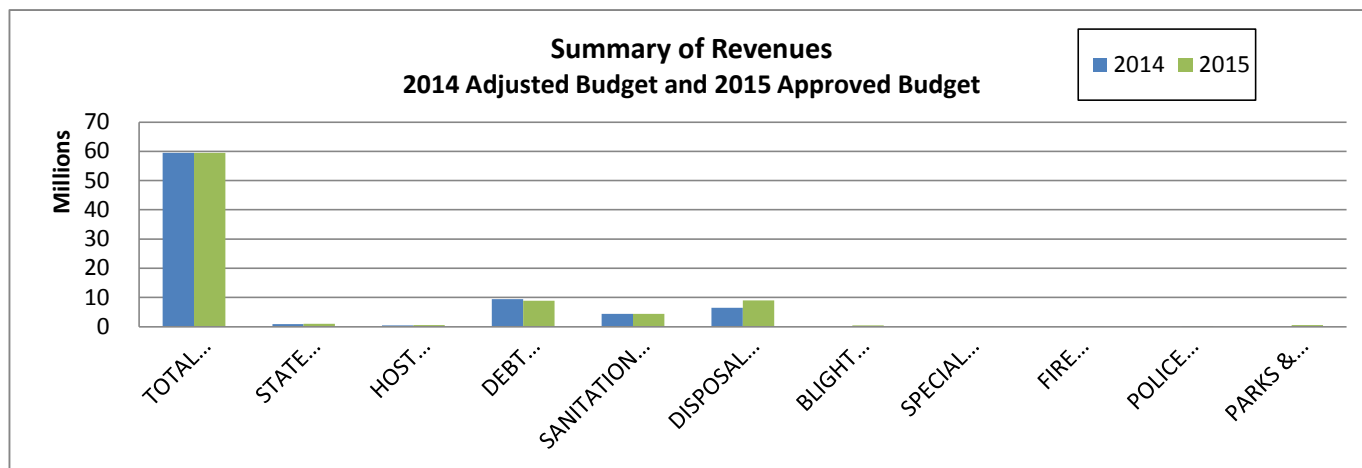
RESOURCE ALLOCATION  
2015 APPROVED BUDGET

RESOURCES		APPROPRIATIONS	
GENERAL FUND	59,470,699	GENERAL FUND	59,429,886
STATE LIQUID FUELS TAX FUND	984,014	STATE LIQUID FUELS TAX FUND	984,014
HOST MUNICIPALITY FEES FUND	544,500	HOST MUNICIPALITY FEES FUND	544,037
DEBT SERVICE FUND	8,867,968	DEBT SERVICE FUND	8,867,968
SANITATION UTILITY FUND	4,405,761	SANITATION UTILITY FUND	4,405,761
DISPOSAL FUND	8,958,358	DISPOSAL FUND	8,958,358
BLIGHT REMEDIATION FUND	401,931	BLIGHT REMEDIATION FUND	306,000
SPECIAL EVENTS & PROJ REIMB FUND	1,820	SPECIAL EVENTS & PROJ REIMB FUND	0
FIRE PROTECTION FUND	76,352	FIRE PROTECTION FUND	0
POLICE PROTECTION FUND	179,773	POLICE PROTECTION FUND	0
PARKS & RECREATION FUND	513,328	PARKS & RECREATION FUND	401,218
WHBG FUND	8,000	WHBG FUND	8,000
TOTAL RESOURCES	<u>84,412,504</u>	TOTAL APPROPRIATIONS	<u>83,905,242</u>



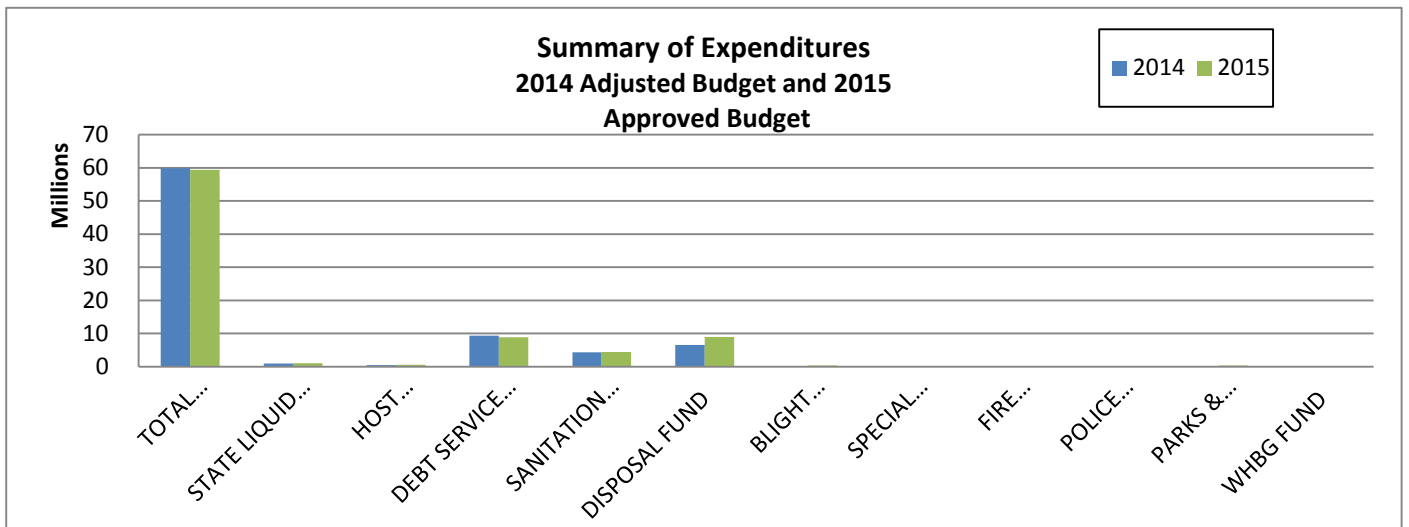
SUMMARY OF REVENUES  
2015 APPROVED BUDGET

FUND	2014 ADJUSTED BUDGET	2015 APPROVED BUDGET	2014-2015 INCREASE/ (DECREASE)
<b>GENERAL FUND</b>			
Real Estate Taxes	16,863,072	17,036,358	173,287
Transfer Taxes	285,100	410,000	124,900
Hotel Taxes	740,000	840,000	100,000
Occupational Privilege Taxes	0	0	0
Local Services Taxes	1,933,965	2,025,678	91,714
Earned Income Taxes	11,906,057	11,295,400	(610,657)
Mercantile/Business Privilege Taxes	6,538,850	6,836,900	298,050
Departmental Revenues	6,150,728	5,558,151	(592,577)
Fines and Forfeits	2,023,000	1,985,000	(38,000)
Business Licenses and Permits	570,000	576,000	6,000
Interest Income	44,708	34,614	(10,094)
Property Income	62,060	62,200	140
Miscellaneous	2,477,458	2,109,000	(368,458)
Other Financing Sources	0	75,000	75,000
Intergovernmental	3,600,627	4,093,137	492,510
Interfund Transfers	6,269,261	6,253,261	(16,000)
Fund Balance Appropriation	0	280,000	280,000
<b>TOTAL GENERAL FUND</b>	<b>59,464,885</b>	<b>59,470,699</b>	<b>5,814</b>
STATE LIQUID FUELS TAX FUND	901,400	984,014	82,614
HOST MUNICIPALITY FEES FUND	422,572	544,500	121,928
DEBT SERVICE FUND	9,398,854	8,867,968	(530,886)
SANITATION UTILITY FUND	4,331,244	4,405,761	74,517
DISPOSAL FUND	6,500,179	8,958,358	2,458,179
BLIGHT REMEDIATION FUND	0	401,931	401,931
SPECIAL EVENTS & PROJ REIMB FUND	0	1,820	1,820
FIRE PROTECTION FUND	0	76,352	76,352
POLICE PROTECTION FUND	0	179,773	179,773
PARKS & RECREATION FUND	0	513,328	513,328
WHBG FUND	0	8,000	8,000
<b>TOTAL REVENUE</b>	<b>81,019,134</b>	<b>84,412,504</b>	<b>3,393,371</b>



SUMMARY OF EXPENDITURES  
2015 APPROVED BUDGET

FUND	2014 ADJUSTED BUDGET	2015 APPROVED BUDGET	2014-2015 INCREASE/ (DECREASE)
<b>GENERAL FUND</b>			
General Government	1,746,660	1,901,378	154,718
Administration	2,402,547	2,577,623	175,076
Community and Economic Development	671,676	877,734	206,058
Public Safety	24,502,233	24,209,181	(293,052)
Public Works	7,453,793	7,986,662	532,869
General Expenses	14,251,162	13,354,078	(897,084)
Transfers to Other Funds	8,831,177	8,523,230	(307,947)
<b>TOTAL GENERAL FUND</b>	<b>59,859,248</b>	<b>59,429,886</b>	<b>(429,362)</b>
STATE LIQUID FUELS TAX FUND	901,400	984,014	82,614
HOST MUNICIPALITY FEES FUND	421,594	544,037	122,443
DEBT SERVICE FUND	9,387,617	8,867,968	(519,649)
SANITATION UTILITY FUND	4,331,244	4,405,761	74,517
DISPOSAL FUND	6,500,179	8,958,358	2,458,179
BLIGHT REMEDIATION FUND	0	306,000	306,000
SPECIAL EVENTS & PROJ REIMB FUND	0	0	0
FIRE PROTECTION FUND	0	0	0
POLICE PROTECTION FUND	0	0	0
PARKS & RECREATION FUND	0	401,218	401,218
WHBG FUND	0	8,000	8,000
<b>TOTAL EXPENDITURES</b>	<b>81,401,282</b>	<b>83,905,242</b>	<b>2,503,960</b>



GENERAL FUND  
RESOURCE ALLOCATION SUMMARY  
2015 APPROVED BUDGET

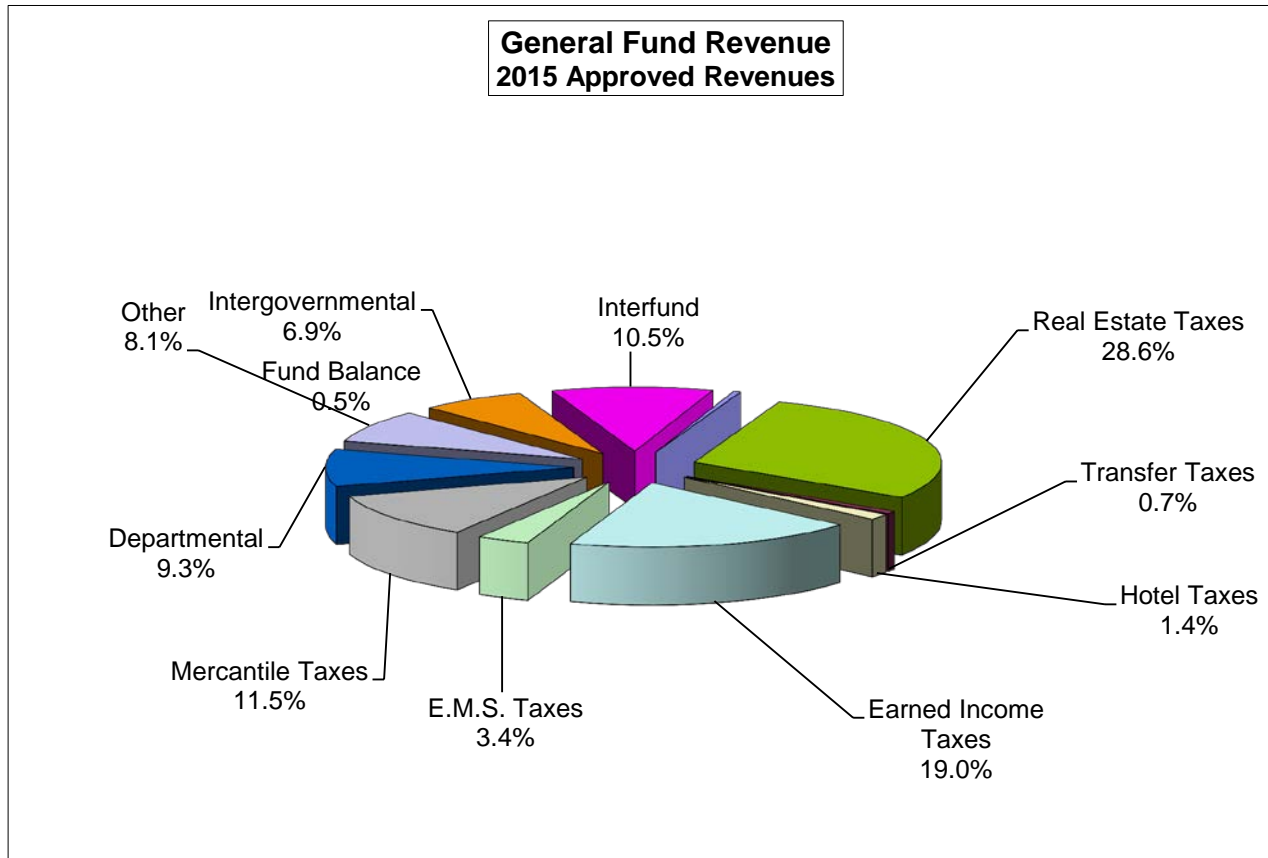
RESOURCES		APPROPRIATIONS	
REAL ESTATE TAXES	17,036,358	GENERAL GOVERNMENT	1,901,378
		ADMINISTRATION	2,577,623
TRANSFER TAXES	410,000	COMMUNITY AND ECONOMIC DEV.	877,734
		PUBLIC SAFETY	24,209,181
HOTEL TAXES	840,000	PUBLIC WORKS	7,986,662
OCCUPATIONAL PRIVILEGE TAXES	0		
LOCAL SERVICES TAXES	2,025,678	TOTAL DEPARTMENTS	37,552,578
EARNED INCOME TAXES	11,295,400		
MERCANTILE/BUSINESS PRIVILEGE	6,836,900	OTHER:	
DEPARTMENTAL REVENUES	5,558,151	GENERAL EXPENSES	13,354,078
FINES AND FORFEITS	1,985,000	TRANSFERS TO OTHER FUNDS	8,523,230
BUSINESS LICENSES AND PERMITS	576,000	TOTAL OTHER	21,877,308
INTEREST INCOME	34,614		
PROPERTY INCOME	62,200		
MISCELLANEOUS REVENUE	2,109,000		
OTHER FINANCING SOURCES	75,000		
INTERGOVERNMENTAL REVENUE	4,093,137		
INTERFUND REVENUE	6,253,261		
FUND BALANCE APPROPRIATION	280,000		
TOTAL RESOURCES	<u>59,470,699</u>	TOTAL APPROPRIATIONS	<u>59,429,886</u>

GENERAL FUND  
REVENUE ANALYSIS SUMMARY  
2015 APPROVED BUDGET

Account Name	2012 Actual	2013 Actual	2014 Actual YTD (11/17)	2014 Adjusted Budget	2015 Approved Budget
TAXES					
REAL ESTATE TAXES					
Real Estate Current	15,028,973	14,572,108	14,756,648	15,113,239	14,916,723
Real Estate Prior	1,796,316	1,839,799	2,386,729	1,749,833	2,119,635
TOTAL REAL ESTATE TAXES	16,825,289	16,411,907	17,143,378	16,863,072	17,036,358
OTHER TAXES					
Transfer Taxes	436,537	272,145	455,670	285,100	410,000
Hotel Taxes	586,890	350,000	527,320	740,000	840,000
Occupational Privilege Taxes	0	0	0	0	0
Local Services Taxes	1,875,888	1,812,338	2,108,284	1,933,965	2,025,678
Earned Income Taxes	4,372,971	7,539,647	9,755,937	11,906,057	11,295,400
Mercantile/Business Privilege	4,664,249	4,789,828	5,982,099	6,538,850	6,836,900
TOTAL OTHER TAXES	11,936,536	14,763,958	18,829,310	21,403,972	21,407,978
TOTAL TAXES	28,761,824	31,175,865	35,972,687	38,267,043	38,444,337
DEPARTMENTAL REVENUES					
Administration	2,286,851	2,799,482	1,179,312	1,275,032	1,312,198
Building and Housing Developmer	998,910	804,222	1,040,697	939,300	1,027,000
Public Safety	1,740,828	1,844,305	2,288,714	2,399,819	2,499,442
Public Works	2,004,037	1,502,655	847,976	1,523,029	703,465
Parks and Recreation	10,593	11,366	12,931	13,548	16,046
TOTAL DEPT. REVENUES	7,041,218	6,962,031	5,369,630	6,150,728	5,558,151

GENERAL FUND  
REVENUE ANALYSIS SUMMARY  
2015 APPROVED BUDGET

Account Name	2012 Actual	2013 Actual	2014 Actual YTD (11/17)	2014 Adjusted Budget	2015 Approved Budget
<b>OTHER REVENUES</b>					
Fines and Forfeits	1,711,475	1,302,101	1,962,376	2,023,000	1,985,000
Licenses and Permits	573,299	571,658	449,037	570,000	576,000
Interest Income	60,976	38,442	29,219	44,708	34,614
Property Income	61,856	32,984	78,746	62,060	62,200
Miscellaneous	604,996	1,771,091	3,021,162	2,477,458	2,109,000
Other Financing Sources	0	0	0	0	75,000
Intergovernmental	5,329,337	3,222,719	3,765,528	3,600,627	4,093,137
Interfund	3,438,939	5,214,496	4,504,000	6,269,261	6,253,261
<b>TOTAL OTHER REVENUES</b>	<b>11,780,879</b>	<b>12,153,490</b>	<b>13,810,066</b>	<b>15,047,114</b>	<b>15,188,212</b>
<b>GENERAL FUND REVENUES</b>	<b>47,583,922</b>	<b>50,291,387</b>	<b>55,152,384</b>	<b>59,464,885</b>	<b>59,190,699</b>
Fund Balance Appropriation	0	0	0	0	280,000
<b>GENERAL FUND RESOURCES</b>	<b>47,583,922</b>	<b>50,291,387</b>	<b>55,152,384</b>	<b>59,464,885</b>	<b>59,470,699</b>





GENERAL FUND  
REVENUE ANALYSIS DETAIL  
2015 APPROVED BUDGET

Account Name	2012 Actual	2013 Actual	2014 Actual YTD (11/17)	2014 Adjusted Budget	2015 Approved Budget
TAXES					
REAL ESTATE TAXES					
CURRENT YEAR LEVY					
Discount Period	12,884,506	12,506,662	12,623,766	12,504,324	12,621,272
Flat Period	1,268,808	1,392,597	1,420,813	1,391,522	1,420,567
Penalty Period	1,033,331	842,010	877,487	1,312,000	1,025,851
Refund of Prior Year Taxes	0	0	0	0	0
TOTAL CURRENT YEAR LEVY	15,186,644	14,741,270	14,922,066	15,207,846	15,067,690
CURRENT YEAR DISCOUNT AND PENALTY					
Discount (2%)	(261,512)	(253,563)	(253,617)	(253,517)	(253,567)
Penalty (10%)	103,841	84,402	88,199	158,909	102,600
TOTAL DISCOUNT & PENALTY	(157,671)	(169,161)	(165,418)	(94,608)	(150,967)
TOTAL CURRENT YEAR TAXES	15,028,973	14,572,108	14,756,648	15,113,239	14,916,723
PRIOR YEARS' TAXES					
Tax Liens - Principal	0	0	0	0	0
Tax Liens - Interest	0	0	0	0	0
Tax Amount - 1st Year Prior	539,348	540,042	720,504	554,960	710,000
Tax Amount - 2nd Year Prior	842,137	854,403	1,013,325	810,444	910,000
Tax Amount - 3rd & More Prior Years	105,973	120,844	235,984	91,237	150,000
Penalty & Int - 1st Year Prior	73,109	71,957	98,246	71,356	79,635
Penalty & Int - 2nd Year Prior	196,032	204,856	238,286	189,510	210,000
Penalty & Int - 3rd & More Years	39,716	47,698	80,384	32,326	60,000
Tax Amount - Tax Sales	0	0	0	0	0
TOTAL PRIOR YEARS' TAXES	1,796,316	1,839,799	2,386,729	1,749,833	2,119,635
TOTAL REAL ESTATE TAXES	16,825,289	16,411,907	17,143,378	16,863,072	17,036,358
OTHER TAXES					
Transfer Taxes	436,537	272,145	455,670	285,100	410,000
Hotel Taxes	586,890	350,000	527,320	740,000	840,000
OCCUPATIONAL PRIVILEGE TAXES					
Tax Amount - Current Year	0	0	0	0	0
Penalty - Current Year	0	0	0	0	0
Interest - Current Year	0	0	0	0	0
Tax Amount - Prior Years	0	0	0	0	0
Penalty - Prior Years	0	0	0	0	0
Interest - Prior Years	0	0	0	0	0
O.P.T. Commissions	0	0	0	0	0
O.P.T. Commissions Prior Year	0	0	0	0	0
TOTAL O.P.T.	0	0	0	0	0

GENERAL FUND  
REVENUE ANALYSIS DETAIL  
2015 APPROVED BUDGET

Account Name	2012 Actual	2013 Actual	2014 Actual YTD (11/17)	2014 Adjusted Budget	2015 Approved Budget
<b>LOCAL SERVICE TAXES</b>					
Tax Amount - Current Year	1,340,516	1,316,223	1,578,872	1,434,000	1,494,000
Penalty - Current Tax	353	251	244	300	300
Tax Amount - Prior Year	536,035	497,000	531,617	500,906	532,663
Penalty - Prior Year	305	87	(1,201)	200	200
L.S.T. Tax Commissions	(1,057)	(982)	(964)	(1,200)	(1,200)
Prior Year L.S.T. Commissions	(265)	(241)	(284)	(241)	(284)
<b>TOTAL L.S.T.</b>	<b>1,875,888</b>	<b>1,812,338</b>	<b>2,108,284</b>	<b>1,933,965</b>	<b>2,025,678</b>
<b>EARNED INCOME TAXES</b>					
Tax Amount - Current Year	4,458,963	7,661,497	9,894,109	12,070,157	11,500,000
Tax Amount - Prior Year	0	0	0	0	0
E.I.T. Commissions	(82,410)	(117,326)	(133,603)	(160,600)	(200,000)
E.I.T. DCTCC Fees	(3,582)	(4,524)	(4,570)	(3,500)	(4,600)
<b>TOTAL E.I.T.</b>	<b>4,372,971</b>	<b>7,539,647</b>	<b>9,755,937</b>	<b>11,906,057</b>	<b>11,295,400</b>
<b>MERCANTILE/BUSINESS PRIVILEGE LICENSES</b>					
Business Privilege - Current Year	168,440	132,200	121,840	175,000	170,000
Business Privilege - Prior Year	8,640	6,640	10,600	7,000	7,000
Landlord - Current Year	79,760	88,120	81,960	85,600	80,000
Landlord - Prior Year	16,520	9,120	5,320	8,600	5,000
License Commision	0	0	(1,382)	(1,500)	(1,500)
<b>TOTAL BUSINESS LICENSES</b>	<b>273,360</b>	<b>236,080</b>	<b>218,339</b>	<b>274,700</b>	<b>260,500</b>
<b>MERCANTILE/BUSINESS TAXES</b>					
Current Year Tax	2,375,927	2,549,041	2,468,134	2,525,000	2,800,000
Prior Year Tax	130,054	67,457	189,548	80,000	100,000
Penalty	29,514	58,820	84,862	44,000	75,000
Interest	11,012	9,979	25,382	7,000	20,000
Tax Commision	0	0	(53,432)	(20,000)	(25,000)
Amusement Tax	284,201	204,868	274,873	250,000	265,000
Amusement Tax Penalty	504	251	927	250	500
Parking Tax	1,507,727	1,613,906	2,723,671	3,330,000	3,300,000
Parking License Fee	13,513	13,271	14,058	13,400	13,900
Parking License Fee - Prior Year	784	476	3,266	500	1,000
Parking License Fee - Interest	2,298	668	3,477	1,000	1,000
General License Tax	35,355	35,010	28,995	33,000	25,000
<b>TOTAL BUSINESS TAXES</b>	<b>4,390,889</b>	<b>4,553,748</b>	<b>5,763,761</b>	<b>6,264,150</b>	<b>6,576,400</b>
<b>TOTAL MERC./BUS. PRIV.</b>	<b>4,664,249</b>	<b>4,789,828</b>	<b>5,982,099</b>	<b>6,538,850</b>	<b>6,836,900</b>
<b>TOTAL OTHER TAXES</b>	<b>11,936,536</b>	<b>14,763,958</b>	<b>18,829,310</b>	<b>21,403,972</b>	<b>21,407,978</b>
<b>TOTAL TAXES</b>	<b>28,761,824</b>	<b>31,175,865</b>	<b>35,972,687</b>	<b>38,267,043</b>	<b>38,444,337</b>

GENERAL FUND  
REVENUE ANALYSIS DETAIL  
2015 APPROVED BUDGET

Account Name	2012 Actual	2013 Actual	2014 Actual YTD (11/17)	2014 Adjusted Budget	2015 Approved Budget
<b>DEPARTMENTAL REVENUES</b>					
<b>ADMINISTRATION</b>					
Water Utility Fund	703,078	833,959	0	0	0
Grants Fund	0	103,400	73,400	87,866	72,918
Sanitation Utility Fund	810,490	500,025	460,000	506,063	506,063
Disposal Fund	0	0	337,983	193,386	305,000
Sewerage Utility Fund	277,652	846,131	0	0	0
Satisfaction Fees	865	538	659	864	750
Filing Fee Returns	1,384	903	1,125	1,384	1,200
Return of Advanced Costs	0	0	9	0	10
Metro	152,437	158,625	0	161,000	70,000
Life Partnership Registry	50	25	100	50	100
Liens - Court Costs	19	0	68	0	70
Collection Revenue (School)	171,811	167,100	126,345	145,334	168,000
Collection Fees (School Merc.)	94,084	106,737	96,145	95,105	105,000
Returned Check Fee	9,808	9,011	7,667	8,808	7,880
Other Administration Revenue	65,143	72,989	75,736	75,142	75,142
Documents/Publications - Mercantile	30	40	75	30	65
I.T. Chargebacks	0	0	0	0	0
<b>TOTAL ADMINISTRATION</b>	<b>2,286,851</b>	<b>2,799,482</b>	<b>1,179,312</b>	<b>1,275,032</b>	<b>1,312,198</b>
<b>BUILDING &amp; HOUSING DEVELOPMENT</b>					
Rooming House	1,575	3,675	4,040	2,000	4,000
Appeal Hearing Fees	400	0	200	0	200
Mitigation Fees	0	0	0	0	4,800
License Renewal Fees	186,310	93,375	109,075	200,000	200,000
Permit Fees - Electrical	87,126	54,150	45,734	65,000	65,000
Permit Fees - Plumbing	53,915	41,275	51,750	45,000	48,000
Permit Fees - Building	377,878	347,871	437,607	370,000	380,000
Permit Fees - Low Voltage Electric	2,972	470	1,100	1,000	1,000
Permit Fees - Dumpster	2,325	2,225	2,550	2,000	2,000
Permit Fees - Demolition	11,310	10,488	14,644	10,000	10,000
Fire Prevention Code	24,523	28,923	37,923	20,000	25,000
Permit Fees - Special	3,935	2,139	923	1,800	1,000
Fees - Flood Plain Certification	855	1,240	2,415	1,200	2,000
Fees - Buyer Notification	20,445	18,200	19,985	19,300	15,000
Inspection Services	0	0	0	0	0
Emergency Order Liens - Principal	0	25	0	0	0
Codes Enforcement					
Fees - Planning	4,780	8,635	4,840	5,000	5,000
Other Health					
Fees - Zoning Hearing Board	9,975	15,290	9,270	13,000	10,000
Permit Fees - Zoning	57,926	51,032	53,391	48,000	48,000
Zoning Commission	0	0	(90)	0	0
Demolition Liens - Principal	0	0	0	0	0
Demolition Liens - Interest	0	0	0	0	0
Rental Inspection	92,925	63,545	176,645	70,000	140,000
Publications and Maps	0	2,000	2,600	1,000	1,000
HHA Reimbursement	0	0	0	0	0
Other Community Dev. Revenue	0	0	0	0	0
Certified Local Government Grant	0	0	0	0	0
<b>TOTAL BUILDING &amp; HOUSING DEV.</b>	<b>998,910</b>	<b>804,222</b>	<b>1,040,697</b>	<b>939,300</b>	<b>1,027,000</b>

GENERAL FUND  
REVENUE ANALYSIS DETAIL  
2015 APPROVED BUDGET

Account Name	2012 Actual	2013 Actual	2014 Actual YTD (11/17)	2014 Adjusted Budget	2015 Approved Budget
PUBLIC SAFETY					
Temp "No Parking" Signs	0	0	0	0	0
Fire and Burglar Alarm	29,975	48,432	58,971	35,500	50,000
Vehicular Extraction Fees	335	470	2,244	400	400
Towing Fees	27,775	24,954	24,730	25,460	26,000
Police Investigation Reports	68,917	65,090	78,595	72,700	74,000
Booking Processing Fee	38,649	72,314	30,454	5,000	40,000
Fire Investigation Reports	675	800	1,065	400	800
Fire Inspection/Safety	0	0	850	0	550
Fees - Police Officer Application	0	0	0	0	0
Fees - Firefighter Application	0	0	0	0	0
SRO - Personnel	0	0	0	0	337,350
SRO - Equipment	0	0	0	0	23,810
SRO - Vehicle	0	0	0	0	200,000
SRO - Tuition	0	0	0	0	32,475
Meter Bag Rental	171,576	149,706	56,278	148,700	148,700
Fire Grants (SAFER)	0	494,203	394,102	507,490	216,372
Police Personnel Reimb	0	19,464	9,815	22,541	20,000
ARRA COPS 2009 Grant	150,789	164,644	333,212	550,000	84,985
ARRA Energy Block Grant	0	0	0	0	0
GREAT GRANT	0	0	0	0	0
Domestic Violence Grant	0	4,660	5,465	0	5,000
Training Grant	0	0	0	0	0
Auto Theft Grant	0	0	0	0	0
Academy Grant	0	0	0	0	0
Weed and Seed Grant	0	0	0	0	0
Universal Hiring Grant	0	0	0	0	0
Cops 2004 Grant	0	0	0	0	0
FEMA/USAR Contract	86,540	91,679	24,777	0	30,000
Probation/Parole Grant	0	0	0	0	0
Counter-Terrorism Grant	40	0	0	0	0
State Police Reimbursement	0	0	0	0	0
HHA Reimbursement	364,209	89,309	485,251	250,000	385,000
Other Public Safety Revenue	41,767	33,556	32,166	40,000	40,000
Fees - Permit Parking	33,940	32,495	36,845	34,000	35,000
Fines and Costs	91,092	72,919	61,975	87,000	74,000
Drug Task Force Reimbursement	102,549	73,943	73,072	96,000	80,000
Highway Safety Program Reimburse.	3,343	0	6,734	0	0
Vice Reinbersment	0	0	0	0	0
E911 Surcharge	0	0	0	0	0
HSD Reimbursement	0	0	0	0	0
Dog Licenses	8,378	7,452	9,616	8,378	10,000
Fees - Booting	16,200	1,925	13,695	9,000	10,000
Police Extra Duty Revenue	504,080	396,291	548,804	507,250	575,000
TOTAL PUBLIC SAFETY	1,740,828	1,844,305	2,288,714	2,399,819	2,499,442

GENERAL FUND  
REVENUE ANALYSIS DETAIL  
2015 APPROVED BUDGET

Account Name	2012 Actual	2013 Actual	2014 Actual YTD (11/17)	2014 Adjusted Budget	2015 Approved Budget
PUBLIC WORKS					
Street Cut Inspect	89,150	720	0	85,278	125,000
Street Cut Degradation Fees	1,990	0	0	2,000	2,000
Permit Fees - Sewer Tappage	25,783	34,353	0	17,055	0
VMC Charges - Dauphin County	45,689	5,547	1,652	6,341	750
VMC Charges - THA Covanta	66,814	8,403	77,096	9,108	0
VMC Charges - Water	65,596	53,809	9,992	0	0
VMC Charges- Fed Grant	4,178	2,411	1,574	3,000	0
VMC Charges - Steelton Borough	68,447	2,465	0	2,465	0
VMC Charges - Sanitation	225,550	231,648	269,218	222,488	260,000
VMC Charges - Sewer/A.W.T.F.	49,761	48,006	8,123	0	0
VMC Charges - State Liquid Fuels	112,000	145,000	144,895	120,000	145,000
VMC Charges - Hbg Parking Authority	28,688	27,744	5,181	28,000	0
VMC Charges - Hbg Redev. Authority	994	1,270	1,208	1,300	1,000
VMC Charges - Hbg School District	247,171	61,507	13,390	75,000	10,000
VMC Charges - Hbg Housing Authority	6,442	4,920	1,832	5,300	0
Sewer Maintenance Charges	823,149	753,731	163,099	823,149	0
Sewer Maintenance Liens - Principal	1,470	2,182	1,925	2,300	0
Sewer Maintenance Liens - Interest	704	547	858	700	0
Keep HBG Clean	0	10	7,797	10	0
Publications and Maps	7	28	4	35	25
Recycling Revenue - Demolition	0	0	0	0	0
CDBG Reimbursement - Demolition	131,667	114,938	94,862	115,000	115,000
Inlet Replacement	0	0	0	0	40,190
Other Public Works Revenue	8,787	3,419	45,270	4,500	4,500
TOTAL PUBLIC WORKS	2,004,037	1,502,655	847,976	1,523,029	703,465
PARKS AND RECREATION					
Revenue - Pool #1	10,374	8,207	8,816	10,374	8,816
Revenue - Pool #2	73	0	0	0	4,000
Fees - Shade Trees	145	215	165	230	230
Fees - Special Parking - City Island	0	0	0	0	0
Contribution/Donations	0	0	0	0	0
Explore Prog. Reimb. from HSD	0	0	0	0	0
Publication Advertising	0	0	0	0	0
Recreation Publications	0	0	0	0	0
Other Parks and Recreation Rev.	0	2,944	3,950	2,944	3,000
TOTAL PARKS AND RECREATION	10,593	11,366	12,931	13,548	16,046
TOTAL DEPARTMENT REVENUE	7,041,218	6,962,031	5,369,630	6,150,728	5,558,151

GENERAL FUND  
REVENUE ANALYSIS DETAIL  
2015 APPROVED BUDGET

Account Name	2012 Actual	2013 Actual	2014 Actual YTD (11/17)	2014 Adjusted Budget	2015 Approved Budget
OTHER REVENUES					
FINES AND FORFEITS					
DJ - Traffic Violations	184,067	102,411	97,296	152,000	110,000
DJ - Summary Criminal Offenses	357,127	272,105	246,905	301,000	300,000
DJ - Codes Violations	77,139	47,000	68,063	70,000	75,000
City Parking Violations	1,093,142	880,585	1,550,111	1,500,000	1,500,000
Witness Fees	0	0	0	0	0
Other Fines and Forfeits	0	0	0	0	0
TOTAL FINES AND FORFEITS	1,711,475	1,302,101	1,962,376	2,023,000	1,985,000
LICENSES AND PERMITS					
Alcoholic Beverage Licenses	28,740	30,650	29,650	36,000	36,000
Cable TV Franchise License	544,559	541,008	419,387	534,000	540,000
TOTAL LICENSES AND PERMITS	573,299	571,658	449,037	570,000	576,000
INTEREST INCOME					
Savings	313	17	2	25	2
Tax Appeal	100	63	401	80	200
Collection System	6	2	19	3	20
Education	460	475	291	460	480
Transfer Interest	14	0	0	0	0
E.M.S.Tax Rebate Account Interest	29	16	9	18	12
Interest on CDs	42,813	27,463	20,966	36,000	25,000
PNI Loan Interest	16,054	9,263	7,072	7,000	7,800
Other Investments	1,164	1,143	459	1,100	1,100
Interest Earnings	0	0	0	0	0
Insurance Service	0	0	0	0	0
Insurance Interest - W.C.	22	0	0	22	0
Water System Sale Proceeds	0	0	0	0	0
TOTAL INTEREST INCOME	60,976	38,442	29,219	44,708	34,614
PROPERTY INCOME					
Rental Income	2,778	2,363	1,863	2,617	2,400
HPA Rental Income	24,267	0	20,800	20,800	20,800
Easement Fees	34,812	30,621	31,083	38,643	39,000
Gain on Sale of Fixed Assets	0	0	25,000	0	0
TOTAL PROPERTY INCOME	61,856	32,984	78,746	62,060	62,200

GENERAL FUND  
REVENUE ANALYSIS DETAIL  
2015 APPROVED BUDGET

Account Name	2012 Actual	2013 Actual	2014 Actual YTD (11/17)	2014 Adjusted Budget	2015 Approved Budget
<b>MISCELLANEOUS</b>					
Reimbursement for Loss/Damage	0	0	0	0	0
Reimb for THA Shared Svcs	0	212,075	1,274,451	1,560,000	650,000
Stop Loss Recoveries	175	134,555	763,713	0	0
Work Comp-Excess Recovery	0	504,325	0	233,000	0
Receipt of Prior Year Revenue	47,298	2,084	0	10,000	0
Insurance Reimbursement for Loss	57,362	24,390	25,521	0	50,000
Contributions and Donations	0	3,200	97,130	4,000	200,000
Miscellaneous	78	0	0	0	0
Payments In Lieu of Taxes (PILOTS)	370,704	417,821	535,920	371,158	600,000
Naming Rights	0	0	0	0	0
Harrisburg Broadcasting Network	1,350	2,225	7,900	2,200	0
MOSP - Project Development Reimb	0	0	0	0	0
Refund of Expenditures	29,225	70,187	2,449	80,000	29,000
Express Script Rebate	13,543	311,899	256,381	125,800	150,000
Spec Proj Infrastructure	0	0	0	0	350,000
Medicare Part D Program	81,348	87,322	56,985	90,000	80,000
Miscellaneous Lien - Principal	3,914	1,006	713	1,300	0
Miscellaneous Lien - Interest		0	0	0	0
<b>TOTAL MISCELLANEOUS</b>	<b>604,996</b>	<b>1,771,091</b>	<b>3,021,162</b>	<b>2,477,458</b>	<b>2,109,000</b>
<b>OTHER FINANCING SOURCES</b>					
S.W.A.P. Revenue	0	0	0	0	0
City Guarantee Fees	0	0	0	0	0
Mortgage Refinancing Proceeds	0	0	0	0	0
T.R.A.N./Loan Proceeds	0	0	0	0	75,000
Pennvest	0	0	0	0	0
Settlement Recoveries	0	0	0	0	0
<b>TOTAL OTHER FINANCING SOURCES</b>	<b>0</b>	<b>0</b>	<b>0</b>	<b>0</b>	<b>75,000</b>
<b>INTERGOVERNMENTAL</b>					
The Harrisburg Authority (CRW)	0	0	169,510	0	0
Pension System State Aid	2,543,634	2,609,214	2,438,398	2,431,070	2,440,000
Gaming Funds	0	0	0	0	44,137
Public Utility Realty Taxes	35,704	36,557	39,469	36,557	38,000
Capital Fire Protection	2,500,000	496,000	496,000	496,000	496,000
Grant Proceeds	0	3,100	100,000	137,000	75,000
Equipment Grant	0	77,848	22,152	0	0
HPA Coordinated Parking Agreement	250,000	0	0	0	0
Priority Parking Distribution	0	0	500,000	500,000	1,000,000
<b>TOTAL INTERGOVERNMENTAL</b>	<b>5,329,337</b>	<b>3,222,719</b>	<b>3,765,528</b>	<b>3,600,627</b>	<b>4,093,137</b>

GENERAL FUND  
REVENUE ANALYSIS DETAIL  
2015 APPROVED BUDGET

Account Name	2012 Actual	2013 Actual	2014 Actual YTD (11/17)	2014 Adjusted Budget	2015 Approved Budget
INTERFUND TRANSFERS					
Capital Projects Fund	0	0	0	0	0
Trust and Agency Fund	0	0	0	0	0
Hydroelectric Dam Fund	0	0	0	0	0
State & Fed Grants	1,750,000	4,504,000	4,504,000	4,504,000	4,504,000
Federal Grants	0	0	0	16,000	0
Sanitation Utility Fund	1,688,939	710,496	0	1,749,261	1,749,261
Sewer Utility Fund	0	0	0	0	0
TOTAL INTERFUND TRANSFERS	<u>3,438,939</u>	<u>5,214,496</u>	<u>4,504,000</u>	<u>6,269,261</u>	<u>6,253,261</u>
TOTAL OTHER REVENUES	<u>11,780,879</u>	<u>12,153,490</u>	<u>13,810,066</u>	<u>15,047,114</u>	<u>15,188,212</u>
GENERAL FUND REVENUE	<u>47,583,922</u>	<u>50,291,387</u>	<u>55,152,384</u>	<u>59,464,885</u>	<u>59,190,699</u>
Fund Balance Appropriation	0	0	0	0	280,000
GENERAL FUND RESOURCES	<u><u>47,583,922</u></u>	<u><u>50,291,387</u></u>	<u><u>55,152,384</u></u>	<u><u>59,464,885</u></u>	<u><u>59,470,699</u></u>



## 2015 Approved Budget

Revenue Line Item

### BUDGET UNIT: 01000100 GENERAL FUND

Revenue Account	2012 Actual	2013 Actual	2014 Actual YTD (11/17)	2014 Adjusted Budget	2015 Approved Budget
301001 DISCOUNT PERIOD	\$12,884,505.93	\$12,506,662.14	\$12,623,765.81	\$12,504,323.80	\$12,621,272.46
301002 FLAT PERIOD	\$1,268,807.57	\$1,392,597.25	\$1,420,813.26	\$1,391,522.43	\$1,420,566.94
301003 PENALTY PERIOD	\$1,033,330.63	\$842,010.11	\$877,487.25	\$1,312,000.00	\$1,025,850.91
301004 REFUND PRIOR YR RE TAX	\$0.00	\$0.00	\$0.00	\$0.00	\$0.00
302001 DISCOUNT AMOUNT	(\$261,512.15)	(\$253,563.27)	(\$253,617.33)	(\$253,516.50)	(\$253,567.46)
302003 PENALTY AMOUNT	\$103,841.12	\$84,401.92	\$88,199.27	\$158,909.00	\$102,600.00
304001 TAX LIENS - PRINCIPAL	\$0.00	\$0.00	\$0.00	\$0.00	\$0.00
305001 TAX AMOUNT-1ST PRIOR YEAR	\$539,347.98	\$540,042.31	\$720,504.34	\$554,960.00	\$710,000.00
305002 TAX AMOUNT-2ND PRIOR YEAR	\$842,137.49	\$854,402.96	\$1,013,325.46	\$810,444.00	\$910,000.00
305003 TAX AMOUNT-3RD PRIOR YEAR	\$105,972.80	\$120,843.51	\$235,983.81	\$91,237.00	\$150,000.00
306001 PENALTY/INT 1ST YR PRIOR	\$73,109.39	\$71,956.65	\$98,245.51	\$71,356.00	\$79,635.40
306002 PENALTY/INT 2ND YR PRIOR	\$196,032.29	\$204,855.66	\$238,286.34	\$189,510.00	\$210,000.00
306003 PENALTY/INT 3RD YR PRIOR	\$39,715.65	\$47,697.71	\$80,383.78	\$32,326.00	\$60,000.00
307000 TAX AMOUNT/TAX SALES	\$0.00	\$0.00	\$0.00	\$0.00	\$0.00
308000 PENALTY/INTEREST TAX SALE	\$0.00	\$0.00	\$0.00	\$0.00	\$0.00
<b>301100 REAL ESTATE TAXES</b>	<b>\$16,825,288.70</b>	<b>\$16,411,906.95</b>	<b>\$17,143,377.50</b>	<b>\$16,863,071.73</b>	<b>\$17,036,358.25</b>
309000 TRANSFER TAX REVENUE	\$436,537.14	\$272,144.62	\$455,669.66	\$285,100.00	\$410,000.00
<b>309100 TRANSFER TAXES</b>	<b>\$436,537.14</b>	<b>\$272,144.62</b>	<b>\$455,669.66</b>	<b>\$285,100.00</b>	<b>\$410,000.00</b>
310000 HOTEL TAX REVENUE	\$586,890.24	\$350,000.00	\$527,319.75	\$740,000.00	\$840,000.00
<b>310100 HOTEL TAXES</b>	<b>\$586,890.24</b>	<b>\$350,000.00</b>	<b>\$527,319.75</b>	<b>\$740,000.00</b>	<b>\$840,000.00</b>
311000 OPT CURRENT YR REVENUE	\$0.00	\$0.00	\$0.00	\$0.00	\$0.00
312003 OPT CURRENT YR PENALTY	\$0.00	\$0.00	\$0.00	\$0.00	\$0.00
313000 OPT PRIOR YR TAX	\$0.00	\$0.00	\$0.00	\$0.00	\$0.00
314050 OPT PRIOR YR PENALTY	\$0.00	\$0.00	\$0.00	\$0.00	\$0.00
315001 OPT CUR YR COMMISSION	\$0.00	\$0.00	\$0.00	\$0.00	\$0.00
315002 OPT PRIOR YR COMMISSION	\$0.00	\$0.00	\$0.00	\$0.00	\$0.00
<b>311100 OCC PRIVILEGE TAXES</b>	<b>\$0.00</b>	<b>\$0.00</b>	<b>\$0.00</b>	<b>\$0.00</b>	<b>\$0.00</b>
316000 EMERGENCY/MUN SERVICES	\$1,340,516.22	\$1,316,223.38	\$1,578,871.85	\$1,434,000.00	\$1,494,000.00
316003 CURR YR PENALTY	\$352.75	\$250.63	\$244.33	\$300.00	\$300.00
316005 E.M.S. TAX REBATE	\$0.00	\$0.00	\$0.00	\$0.00	\$0.00
316006 EMS TAX PRIOR YEAR	\$536,035.40	\$497,000.21	\$531,617.13	\$500,906.00	\$532,662.58
316007 PEN PRIOR YEAR	\$304.79	\$87.39	(\$1,200.57)	\$200.00	\$200.00
318000 EMS TAX COMMISSIONS	(\$1,056.84)	(\$982.25)	(\$964.25)	(\$1,200.00)	(\$1,200.00)
318006 PRIOR YR EMS COMMISSION	(\$264.57)	(\$241.20)	(\$284.26)	(\$241.20)	(\$284.26)
<b>316100 E.M.S. TAX</b>	<b>\$1,875,887.75</b>	<b>\$1,812,338.16</b>	<b>\$2,108,284.23</b>	<b>\$1,933,964.80</b>	<b>\$2,025,678.32</b>
321000 EIT - CURR YR	\$4,458,962.59	\$7,661,496.54	\$9,894,109.43	\$12,070,156.81	\$11,500,000.00
323000 EIT - PRIOR YR	\$0.00	\$0.00	\$0.00	\$0.00	\$0.00
323001 EIT COMMISSIONS	(\$82,409.65)	(\$117,325.80)	(\$133,602.58)	(\$160,600.00)	(\$200,000.00)
323002 EIT EQUITY DISTRIBUTION	\$0.00	\$0.00	\$0.00	\$0.00	\$0.00
323003 EIT-DCTCC FEES	(\$3,581.76)	(\$4,523.68)	(\$4,570.21)	(\$3,500.00)	(\$4,600.00)
<b>321100 EARNED INCOME TAX</b>	<b>\$4,372,971.18</b>	<b>\$7,539,647.06</b>	<b>\$9,755,936.64</b>	<b>\$11,906,056.81</b>	<b>\$11,295,400.00</b>
324001 MERCANTILE/BUS LIC CUR YR	\$168,440.00	\$132,200.00	\$121,840.00	\$175,000.00	\$170,000.00
324002 MERCANTILE/BUS LIC PR YR	\$8,640.00	\$6,640.00	\$10,600.00	\$7,000.00	\$7,000.00

## 2015 Approved Budget

Revenue Line Item

### BUDGET UNIT: 01000100 GENERAL FUND

Revenue Account	2012 Actual	2013 Actual	2014 Actual YTD (11/17)	2014 Adjusted Budget	2015 Approved Budget
324004 MERC/LANDLORD LIC CURR YR	\$79,760.00	\$88,120.00	\$81,960.00	\$85,600.00	\$80,000.00
324005 MERC/LANDLORD LIC PRIORYR	\$16,520.00	\$9,120.00	\$5,320.00	\$8,600.00	\$5,000.00
324009 MERC LIC COMMISSION	\$0.00	\$0.00	(\$1,381.50)	(\$1,500.00)	(\$1,500.00)
<b>324100 MERC/BUS PRIVIL LICENSES</b>	<b>\$273,360.00</b>	<b>\$236,080.00</b>	<b>\$218,338.50</b>	<b>\$274,700.00</b>	<b>\$260,500.00</b>
325001 MBP TAX - CURRENT YR	\$2,375,927.11	\$2,549,041.40	\$2,468,134.17	\$2,525,000.00	\$2,800,000.00
325002 MBP TAX - PRIOR YR	\$130,053.76	\$67,456.55	\$189,548.46	\$80,000.00	\$100,000.00
325003 MBP TAX - PENALTY	\$29,513.65	\$58,820.33	\$84,861.98	\$44,000.00	\$75,000.00
325004 MBP TAX - INTEREST	\$11,012.46	\$9,979.32	\$25,382.27	\$7,000.00	\$20,000.00
325009 MBP TAX COMMISSION	\$0.00	\$0.00	(\$53,432.39)	(\$20,000.00)	(\$25,000.00)
326001 MBP AMUSEMENT TAX	\$284,201.34	\$204,868.49	\$274,873.19	\$250,000.00	\$265,000.00
326011 AMUSEMENT TAX PENALTY	\$503.64	\$251.10	\$926.53	\$250.00	\$500.00
327000 MBP PARKING TAXES CURRENT	\$1,507,726.85	\$1,613,906.19	\$2,723,670.57	\$3,330,000.00	\$3,300,000.00
327001 MBP PARKING FEE	\$13,513.00	\$13,271.00	\$14,058.00	\$13,400.00	\$13,900.00
327002 PARKING LICENSE FEE-PRIOR	\$784.06	\$476.25	\$3,266.00	\$500.00	\$1,000.00
327003 PARKING LICENSE FEE-PENAL	\$2,298.44	\$667.69	\$3,477.20	\$1,000.00	\$1,000.00
329000 MBP GENERAL LICENSE TAX	\$35,355.00	\$35,010.00	\$28,995.00	\$33,000.00	\$25,000.00
<b>325100 MERC/BUS TAXES</b>	<b>\$4,390,889.31</b>	<b>\$4,553,748.32</b>	<b>\$5,763,760.98</b>	<b>\$6,264,150.00</b>	<b>\$6,576,400.00</b>
340002 HBG WATER UTILITY FUND	\$703,078.00	\$833,959.00	\$0.00	\$0.00	\$0.00
340008 GRANTS FUND	\$0.00	\$103,399.50	\$73,399.50	\$87,866.00	\$72,917.92
340027 SANITATION UTILITY FUND	\$810,490.00	\$500,025.00	\$460,000.00	\$506,063.00	\$506,063.00
340028 DISPOSAL FUND	\$0.00	\$0.00	\$337,983.28	\$193,386.00	\$305,000.00
340029 SEWERAGE UTILITY FUND	\$277,651.61	\$846,131.00	\$0.00	\$0.00	\$0.00
340040 SATISFACTION FEES	\$864.99	\$538.10	\$658.50	\$864.00	\$750.00
340050 FILING FEE RETURNS	\$1,384.05	\$902.78	\$1,125.48	\$1,384.00	\$1,200.00
340055 ADVANCED COSTS RETURN	\$0.00	\$0.00	\$9.47	\$0.00	\$10.00
340060 METRO	\$152,437.00	\$158,625.00	\$0.00	\$161,000.00	\$70,000.00
340061 LIFE PARTNERSHIP REGISTRY	\$50.00	\$25.00	\$100.00	\$50.00	\$100.00
340065 LIENS - COURT COSTS	\$19.00	\$0.00	\$68.26	\$0.00	\$70.00
340080 COLLECTION REV (SCHOOL)	\$171,811.28	\$167,099.89	\$126,344.66	\$145,334.00	\$168,000.00
340081 COLLECTION FEES(SCHOOL)	\$94,084.32	\$106,737.35	\$96,145.34	\$95,104.70	\$105,000.00
340085 NSF CHECK FEE	\$9,808.21	\$9,010.59	\$7,666.83	\$8,808.00	\$7,880.00
340090 OTHER ADMINISTRATIVE	\$65,142.67	\$72,988.74	\$75,735.85	\$75,142.00	\$75,142.00
340091 MERCANTILE DOCS/PUBLISH	\$30.00	\$40.00	\$75.00	\$30.00	\$65.00
340092 D.P. CHARGEBACKS	\$0.00	\$0.00	\$0.00	\$0.00	\$0.00
<b>340100 DEPT OF ADMIN REVENUES</b>	<b>\$2,286,851.13</b>	<b>\$2,799,481.95</b>	<b>\$1,179,312.17</b>	<b>\$1,275,031.70</b>	<b>\$1,312,197.92</b>
341001 ROOMING HOUSE	\$1,575.00	\$3,675.00	\$4,040.00	\$2,000.00	\$4,000.00
341002 APPEAL HEARING FEES	\$400.00	\$0.00	\$200.00	\$0.00	\$200.00
341003 MITIGATION FEES	\$0.00	\$0.00	\$0.00	\$0.00	\$4,800.00
341011 LICENSE RENEWAL FEES	\$186,310.00	\$93,375.00	\$109,075.00	\$200,000.00	\$200,000.00
341020 ELECTRICAL PERMIT FEE	\$87,125.50	\$54,150.00	\$45,734.00	\$65,000.00	\$65,000.00
341021 PLUMBING PERMIT FEE	\$53,915.00	\$41,275.00	\$51,750.00	\$45,000.00	\$48,000.00
341022 BUILDING PERMIT FEE	\$377,878.30	\$347,871.00	\$437,607.00	\$370,000.00	\$380,000.00
341023 LOW VOLTAGE ELEC. PERMITS	\$2,972.00	\$470.00	\$1,100.00	\$1,000.00	\$1,000.00

## **2015 Approved Budget**

Revenue Line Item

**BUDGET UNIT: 01000100 GENERAL FUND**

Revenue Account	2012 Actual	2013 Actual	2014 Actual YTD (11/17)	2014 Adjusted Budget	2015 Approved Budget
341024 DUMPSTER PERMIT FEES	\$2,325.00	\$2,225.00	\$2,550.00	\$2,000.00	\$2,000.00
341025 DEMOLITION PERMIT FEES	\$11,310.00	\$10,488.00	\$14,644.00	\$10,000.00	\$10,000.00
341026 FIRE PREVENTION CODE	\$24,523.00	\$28,923.00	\$37,923.00	\$20,000.00	\$25,000.00
341027 SPECIAL PERMIT FEES	\$3,935.14	\$2,138.64	\$922.68	\$1,800.00	\$1,000.00
341028 FLOOD PLAIN CERTIFICATION	\$855.00	\$1,240.00	\$2,415.00	\$1,200.00	\$2,000.00
341030 BUYER NOTIFY FEES	\$20,445.00	\$18,200.00	\$19,985.00	\$19,300.00	\$15,000.00
341033 CODES INSPECT SERVICE	\$0.00	\$0.00	\$0.00	\$0.00	\$0.00
341040 EMG ORD LIENS /PRINCIPAL	\$0.00	\$25.00	\$0.00	\$0.00	\$0.00
341041 EMG ORD LIEN/INTEREST	\$0.00	\$0.00	\$0.00	\$0.00	\$0.00
341050 PLANNING FEES	\$4,780.00	\$8,635.14	\$4,840.38	\$5,000.00	\$5,000.00
341051 HEALTH INSPECT FEES	\$59,735.00	\$59,665.00	\$66,095.00	\$65,000.00	\$65,000.00
341060 ZONING HEARING BOARD FEES	\$9,975.00	\$15,290.00	\$9,270.00	\$13,000.00	\$10,000.00
341061 PERMIT FEES-ZONING SIGN	\$57,926.00	\$51,031.63	\$53,391.00	\$48,000.00	\$48,000.00
341069 ZONING COMMISSION	\$0.00	\$0.00	(\$90.00)	\$0.00	\$0.00
341070 DEMO LIENS-PRINCIPAL	\$0.00	\$0.00	\$0.00	\$0.00	\$0.00
341071 DEMO LIENS-PENALTY	\$0.00	\$0.00	\$0.00	\$0.00	\$0.00
341072 RENTAL INSPECTION INCOME	\$92,925.00	\$63,545.00	\$176,645.00	\$70,000.00	\$140,000.00
341080 SALE OF PUB/MAPS/GIS DATA	\$0.00	\$2,000.00	\$2,600.00	\$1,000.00	\$1,000.00
341089 HHA REIMBURSEMENT	\$0.00	\$0.00	\$0.00	\$0.00	\$0.00
341090 OTHER DBHD	\$0.00	\$0.00	\$0.00	\$0.00	\$0.00
341091 GOVERNMENT GRANTS	\$0.00	\$0.00	\$0.00	\$0.00	\$0.00
<b>341100 DBHD REVENUES</b>	<b>\$998,909.94</b>	<b>\$804,222.41</b>	<b>\$1,040,697.06</b>	<b>\$939,300.00</b>	<b>\$1,027,000.00</b>
342007 TEMP. "NO PARKING" SIGNS	\$0.00	\$0.00	\$0.00	\$0.00	\$0.00
342008 BURG/FIRE ALARMS	\$29,975.00	\$48,432.00	\$58,971.00	\$35,500.00	\$50,000.00
342009 VEHICLE EXTRACTION FEES	\$335.00	\$470.00	\$2,244.00	\$400.00	\$400.00
342015 TOWING FEES	\$27,775.00	\$24,954.00	\$24,729.75	\$25,460.00	\$26,000.00
342020 POLICE INV REPORTS	\$68,916.50	\$65,090.00	\$78,595.00	\$72,700.00	\$74,000.00
342021 BOOKING PROCESSING FEE	\$38,648.61	\$72,313.88	\$30,453.79	\$5,000.00	\$40,000.00
342030 FIRE INV REPORTS	\$675.00	\$800.00	\$1,065.00	\$400.00	\$800.00
342031 FIRE INSPECTION/SAFETY	\$0.00	\$0.00	\$850.00	\$0.00	\$550.00
342042 POLICE APP PROCESS FEE	\$0.00	\$0.00	\$0.00	\$0.00	\$0.00
342043 FIREFIGHTER APP FEES	\$0.00	\$0.00	\$0.00	\$0.00	\$0.00
342044 SRO-PERSONNEL	\$0.00	\$0.00	\$0.00	\$0.00	\$337,350.00
342045 SRO-EQUIPMENT	\$0.00	\$0.00	\$0.00	\$0.00	\$23,810.00
342046 SRO-VEHICLE	\$0.00	\$0.00	\$0.00	\$0.00	\$200,000.00
342047 SRO-TUITION	\$0.00	\$0.00	\$0.00	\$0.00	\$32,475.00
342050 METER BAG RENTAL	\$171,575.50	\$149,705.50	\$56,277.50	\$148,700.00	\$148,700.00
342051 FIRE GRANTS (SAFER)	\$0.00	\$494,202.86	\$394,101.80	\$507,490.00	\$216,371.90
342061 POLICE PERSONNEL REIMB	\$0.00	\$19,463.60	\$9,815.06	\$22,541.49	\$20,000.00
342070 ARRA COPS 2009	\$150,789.08	\$164,644.25	\$333,212.41	\$550,000.00	\$84,984.76
342071 ARRA ENERGY BLOCK GRANT	\$0.00	\$0.00	\$0.00	\$0.00	\$0.00
342072 ARRA JAG	\$0.00	\$0.00	\$0.00	\$0.00	\$0.00
342073 GREAT GRANT	\$0.00	\$0.00	\$0.00	\$0.00	\$0.00

## 2015 Approved Budget

Revenue Line Item

### BUDGET UNIT: 01000100 GENERAL FUND

Revenue Account	2012 Actual	2013 Actual	2014 Actual YTD (11/17)	2014 Adjusted Budget	2015 Approved Budget
342074 POLICE ON PATROL	\$0.00	\$0.00	\$0.00	\$0.00	\$0.00
342075 TRAINING GRANT	\$0.00	\$0.00	\$0.00	\$0.00	\$0.00
342079 DOMESTIC VIOLENCE GRANT	\$0.00	\$4,660.18	\$5,464.94	\$0.00	\$5,000.00
342080 AUTO THEFT GRANT	\$0.00	\$0.00	\$0.00	\$0.00	\$0.00
342081 ACADEMY GRANT	\$0.00	\$0.00	\$0.00	\$0.00	\$0.00
342082 WEED 'N SEED GRANT	\$0.00	\$0.00	\$0.00	\$0.00	\$0.00
342083 UNIVERSAL HIRING GRANT	\$0.00	\$0.00	\$0.00	\$0.00	\$0.00
342084 PROBATION/PAROLE GRANT	\$0.00	\$0.00	\$0.00	\$0.00	\$0.00
342085 COUNTER-TERRORISM GRANT	\$40.00	\$0.00	\$0.00	\$0.00	\$0.00
342086 FEMA/USAR CONTRACT	\$86,540.30	\$91,679.45	\$24,777.26	\$0.00	\$30,000.00
342088 PSP REIMBURSEMENT	\$0.00	\$0.00	\$0.00	\$0.00	\$0.00
342089 HHA REIMBURSEMENT	\$364,209.27	\$89,309.46	\$485,250.50	\$250,000.00	\$385,000.00
342090 OTHER PUBLIC SAFETY	\$41,766.70	\$33,555.73	\$32,165.97	\$40,000.00	\$40,000.00
342091 PERMIT PARKING FEES	\$33,939.50	\$32,495.00	\$36,845.00	\$34,000.00	\$35,000.00
342092 FINE AND COSTS	\$91,092.31	\$72,918.92	\$61,974.69	\$87,000.00	\$74,000.00
342093 DRUG TASK FORCE REIMBURS	\$102,548.75	\$73,942.56	\$73,071.61	\$96,000.00	\$80,000.00
342094 HIGHWAY SAFETY GRANT	\$3,343.33	\$0.00	\$6,733.81	\$0.00	\$0.00
342095 VICE REIMBURSEMENTS	\$0.00	\$0.00	\$0.00	\$0.00	\$0.00
342096 E911 SURCHARGE	\$0.00	\$0.00	\$0.00	\$0.00	\$0.00
342097 SCHOOL DIST REIMBURSEMENT	\$0.00	\$0.00	\$0.00	\$0.00	\$0.00
342098 DOG AND CAT LICENSES	\$8,378.00	\$7,452.00	\$9,616.00	\$8,378.00	\$10,000.00
342099 BOOTING FEES	\$16,200.00	\$1,925.00	\$13,695.00	\$9,000.00	\$10,000.00
342901 POLICE EXTRA DUTY	\$504,079.85	\$396,290.91	\$548,803.98	\$507,250.00	\$575,000.00
<b>342100 DEPT OF PUBLIC SAFETY</b>	<b>\$1,740,827.70</b>	<b>\$1,844,305.30</b>	<b>\$2,288,714.07</b>	<b>\$2,399,819.49</b>	<b>\$2,499,441.66</b>
343002 STREET CUT INSPECT	\$89,150.00	\$720.00	\$0.00	\$85,278.04	\$125,000.00
343003 ST CUT DEGRADATION FEES	\$1,990.00	\$0.00	\$0.00	\$2,000.00	\$2,000.00
343010 SEWER TAPPAGE PERMIT	\$25,782.68	\$34,353.00	\$0.00	\$17,055.00	\$0.00
343029 VMC CHARGES - DAUPHIN CTY	\$45,688.58	\$5,546.54	\$1,651.95	\$6,341.00	\$750.00
343030 VMC CHARGES THA-COVANTA	\$66,814.16	\$8,402.59	\$77,096.11	\$9,108.00	\$0.00
343032 VMC CHRGS - WATER UTILITY	\$65,596.38	\$53,809.37	\$9,991.62	\$0.00	\$0.00
343035 VMC CHRGS - FED GRANT	\$4,177.86	\$2,410.82	\$1,573.85	\$3,000.00	\$0.00
343036 VMC CHARGES-STEELTON BOR	\$68,446.95	\$2,464.54	\$0.00	\$2,464.54	\$0.00
343037 VMC CHRGS/SANITATION FUND	\$225,549.55	\$231,647.54	\$269,217.75	\$222,488.00	\$260,000.00
343039 VMC CHRGS/SEWERAGE UTY	\$49,761.24	\$48,006.27	\$8,122.75	\$0.00	\$0.00
343040 VMC CHRGS/STATE LIQ FUEL	\$111,999.68	\$145,000.00	\$144,895.00	\$120,000.00	\$145,000.00
343043 VMC CHARGES-HBG PARK AUTH	\$28,688.45	\$27,743.83	\$5,180.95	\$28,000.00	\$0.00
343044 VMC CHARGES-HBG REDEVELOP.	\$994.18	\$1,269.99	\$1,207.65	\$1,300.00	\$1,000.00
343045 VMC CHARGES-HBG SCHOOL	\$247,170.71	\$61,506.95	\$13,390.10	\$75,000.00	\$10,000.00
343046 VMC CHARGES-HBG HOUS AUTH	\$6,441.72	\$4,919.56	\$1,832.12	\$5,300.00	\$0.00
343050 SEWER MAINT CHARGE	\$823,149.26	\$753,730.86	\$163,099.20	\$823,149.00	\$0.00
343051 SEWER MAINT LIENS-PRINCIP	\$1,470.30	\$2,181.66	\$1,925.21	\$2,300.00	\$0.00
343052 SEWER MAINT LIENS-PENALTY	\$703.83	\$546.57	\$858.45	\$700.00	\$0.00
343070 KEEP HBG CLEAN	\$0.00	\$10.00	\$7,797.00	\$10.00	\$0.00

## 2015 Approved Budget

Revenue Line Item

### BUDGET UNIT: 01000100 GENERAL FUND

Revenue Account	2012 Actual	2013 Actual	2014 Actual YTD (11/17)	2014 Adjusted Budget	2015 Approved Budget
343080 PUBLICATIONS/MAPS REVENUE	\$7.00	\$28.00	\$4.00	\$35.00	\$25.00
343083 RECYCLING REV.-DEMOLITION	\$0.00	\$0.00	\$0.00	\$0.00	\$0.00
343084 CDBG REIMB. - DEMOLITION	\$131,667.21	\$114,938.12	\$94,862.06	\$115,000.00	\$115,000.00
343086 INLET REPLACEMENT	\$0.00	\$0.00	\$0.00	\$0.00	\$40,190.00
343090 OTHER PUB WORKS	\$8,787.24	\$3,419.20	\$45,270.27	\$4,500.00	\$4,500.00
<b>343100 DEPT OF PUBLIC WORKS</b>	<b>\$2,004,036.98</b>	<b>\$1,502,655.41</b>	<b>\$847,976.04</b>	<b>\$1,523,028.58</b>	<b>\$703,465.00</b>
345001 POOL #1	\$10,374.04	\$8,207.00	\$8,816.00	\$10,374.00	\$8,816.00
345002 POOL #2	\$73.48	\$0.00	\$0.00	\$0.00	\$4,000.00
345011 SHADE TREE FEES	\$145.00	\$215.00	\$165.00	\$230.00	\$230.00
345029 PARK PERMIT FEES-OTHER	\$0.00	\$0.00	\$0.00	\$0.00	\$0.00
345081 SPEC PARK FEES-CITY ISLAN	\$0.00	\$0.00	\$0.00	\$0.00	\$0.00
345082 CONTRIBUTIONS/DONATIONS	\$0.00	\$0.00	\$0.00	\$0.00	\$0.00
345084 PUBLICATION ADVERTISING	\$0.00	\$0.00	\$0.00	\$0.00	\$0.00
345090 OTHER PARKS & REC	\$0.00	\$2,944.00	\$3,950.00	\$2,944.00	\$3,000.00
<b>345100 DEPT OF PARKS &amp; REC</b>	<b>\$10,592.52</b>	<b>\$11,366.00</b>	<b>\$12,931.00</b>	<b>\$13,548.00</b>	<b>\$16,046.00</b>
346012 DJ-TRAFF VIOLATINS	\$184,066.63	\$102,410.67	\$97,296.19	\$152,000.00	\$110,000.00
346013 DJ-SUMMARY CRIMINAL OFF	\$357,127.19	\$272,105.47	\$246,905.20	\$301,000.00	\$300,000.00
346015 DJ-CODES VIOLATIONS	\$77,139.45	\$47,000.23	\$68,063.24	\$70,000.00	\$75,000.00
346020 PARK TICKETS-VIO FINE	\$1,093,142.00	\$880,585.00	\$1,550,110.90	\$1,500,000.00	\$1,500,000.00
<b>346100 FINES &amp; FORFEITS</b>	<b>\$1,711,475.27</b>	<b>\$1,302,101.37</b>	<b>\$1,962,375.53</b>	<b>\$2,023,000.00</b>	<b>\$1,985,000.00</b>
347010 ALCOHOLIC BEVERAGE LICENS	\$28,740.00	\$30,650.00	\$29,650.00	\$36,000.00	\$36,000.00
347020 TV FRANCHISE LICENSE	\$544,559.18	\$541,008.22	\$419,386.51	\$534,000.00	\$540,000.00
<b>347100 LICENSES &amp; PERMITS</b>	<b>\$573,299.18</b>	<b>\$571,658.22</b>	<b>\$449,036.51</b>	<b>\$570,000.00</b>	<b>\$576,000.00</b>
350000 SAVINGS ACCT INTEREST	\$313.24	\$17.28	\$1.56	\$25.00	\$2.00
350001 TAX APPEAL INT EARNINGS	\$99.80	\$62.75	\$401.46	\$80.00	\$200.00
350003 INT SAVINGS-COLL SYSTEM	\$6.38	\$1.88	\$19.24	\$3.00	\$20.00
350009 INTEREST EARNINGS EDCL	\$460.00	\$474.80	\$290.68	\$460.00	\$480.00
350024 TRAN INTEREST	\$13.90	\$0.00	\$0.00	\$0.00	\$0.00
350070 EMS TAX INTEREST	\$29.23	\$15.85	\$8.68	\$18.00	\$12.00
351000 INT ON CDS	\$42,812.60	\$27,463.41	\$20,966.14	\$36,000.00	\$25,000.00
351010 INTEREST INCOME- THA	\$0.00	\$0.00	\$0.00	\$0.00	\$0.00
351091 PNI LOAN INTEREST	\$16,054.08	\$9,262.91	\$7,072.21	\$7,000.00	\$7,800.00
352000 INT ON INVSTMTS/GRANT	\$1,164.26	\$1,142.64	\$458.86	\$1,100.00	\$1,100.00
352053 INT INSURANCE	\$22.35	\$0.00	\$0.00	\$22.00	\$0.00
352055 LIABILITY INSURANCE CLAIM	\$0.02	\$0.00	\$0.00	\$0.00	\$0.00
352099 INT WATER SALE PCDS	\$0.00	\$0.00	\$0.00	\$0.00	\$0.00
<b>350100 INTEREST INCOME</b>	<b>\$60,975.86</b>	<b>\$38,441.52</b>	<b>\$29,218.83</b>	<b>\$44,708.00</b>	<b>\$34,614.00</b>
355000 RENTAL INCOME	\$2,777.63	\$2,362.61	\$1,862.61	\$2,616.79	\$2,400.00
355001 HPA RENTAL INCOME	\$24,266.74	\$0.00	\$20,800.00	\$20,800.00	\$20,800.00
356000 EASEMENT FEES	\$34,812.00	\$30,621.00	\$31,083.00	\$38,643.00	\$39,000.00
358090 SALE OF ASSETS	\$0.00	\$0.00	\$25,000.00	\$0.00	\$0.00
<b>355100 RENTAL INCOME</b>	<b>\$61,856.37</b>	<b>\$32,983.61</b>	<b>\$78,745.61</b>	<b>\$62,059.79</b>	<b>\$62,200.00</b>
370040 CODIFIED ORDINANCES	\$0.00	\$0.00	\$0.00	\$0.00	\$0.00

## 2015 Approved Budget

Revenue Line Item

### BUDGET UNIT: 01000100 GENERAL FUND

Revenue Account	2012 Actual	2013 Actual	2014 Actual YTD (11/17)	2014 Adjusted Budget	2015 Approved Budget
380000 REIMB FOR LOSS /DAMAGE	\$0.00	\$0.00	\$0.00	\$0.00	\$0.00
380001 REIMB FOR THA SHARE SVCS	\$0.00	\$212,075.45	\$1,274,450.70	\$1,560,000.00	\$650,000.00
380002 STOP LOSS RECOVERIES	\$175.33	\$134,555.23	\$763,712.64	\$0.00	\$0.00
380003 WORK COMP-EXCESS RECOVERY	\$0.00	\$504,325.22	\$0.00	\$233,000.00	\$0.00
380010 RECEIPT OF PRIOR YEAR REV	\$47,298.00	\$2,084.00	\$0.00	\$10,000.00	\$0.00
380033 INSURANCE REIMB FOR LOSS	\$57,362.45	\$24,390.39	\$25,520.82	\$0.00	\$50,000.00
382000 CONTRIBUTIONS AND DONAT	\$0.00	\$3,200.00	\$97,130.00	\$4,000.00	\$200,000.00
384000 MISCELLANEOUS CONT.	\$77.50	\$0.00	\$0.00	\$0.00	\$0.00
384001 P.I.L.O.T.S.	\$370,703.82	\$417,821.32	\$535,920.21	\$371,158.00	\$600,000.00
384007 HBG BROADCASTING NTWK	\$1,350.00	\$2,225.00	\$7,900.00	\$2,200.00	\$0.00
385000 REFUNDS OF EXPENDITURES	\$29,224.69	\$70,186.56	\$2,448.76	\$80,000.00	\$29,000.00
385003 EXPRESS SCRIPT REBATE	\$13,542.59	\$311,899.43	\$256,380.87	\$125,800.00	\$150,000.00
389005 SPEC PROJ INFRASTRUCTURE	\$0.00	\$0.00	\$0.00	\$0.00	\$350,000.00
385006 MEDICARE PART D PROGRAM	\$81,347.94	\$87,321.72	\$56,985.12	\$90,000.00	\$80,000.00
385090 MISCELLANEOUS	\$3,913.76	\$1,006.38	\$712.62	\$1,300.00	\$0.00
<b>380100 MISCELLANEOUS</b>	<b>\$604,996.08</b>	<b>\$1,771,090.70</b>	<b>\$3,021,161.74</b>	<b>\$2,477,458.00</b>	<b>\$2,109,000.00</b>
389013 OTHER FIN SOURCE-PENNVEST	\$0.00	\$0.00	\$0.00	\$0.00	\$0.00
389100 OTH FINAN - PARKING TRANS	\$0.00	\$0.00	\$0.00	\$0.00	\$75,000.00
<b>389000 OTHER FIN SOURCES</b>	<b>\$0.00</b>	<b>\$0.00</b>	<b>\$0.00</b>	<b>\$0.00</b>	<b>\$75,000.00</b>
390000 THE HBG AUTHORITY	\$0.00	\$0.00	\$169,509.75	\$0.00	\$0.00
392000 PENSION SYSTEM STATE AID	\$2,543,633.51	\$2,609,214.04	\$2,438,397.68	\$2,431,070.00	\$2,440,000.00
393000 GAMING FUNDS	\$0.00	\$0.00	\$0.00	\$0.00	\$44,136.50
394000 PUB UTILITY REALTY TAX	\$35,703.98	\$36,556.88	\$39,468.53	\$36,556.88	\$38,000.00
395000 CAPITAL FIRE PROTECTION	\$2,500,000.00	\$496,000.00	\$496,000.00	\$496,000.00	\$496,000.00
396000 GRANT PROCEEDS	\$0.00	\$3,100.00	\$100,000.00	\$137,000.00	\$75,000.00
396010 FED/STATE(FED)PASS THR GR	\$0.00	\$0.00	\$0.00	\$0.00	\$0.00
396042 EQUIPMENT GRANT	\$0.00	\$77,848.00	\$22,152.00	\$0.00	\$0.00
397000 HBG PRK AUTH COORD PKG	\$250,000.00	\$0.00	\$0.00	\$0.00	\$0.00
397002 PRIORITY PARKING DISTR.	\$0.00	\$0.00	\$500,000.00	\$500,000.00	\$1,000,000.00
<b>390100 INTERGOVERNMENTAL</b>	<b>\$5,329,337.49</b>	<b>\$3,222,718.92</b>	<b>\$3,765,527.96</b>	<b>\$3,600,626.88</b>	<b>\$4,093,136.50</b>
398002 HBG WATER UTILITY FUND	\$0.00	\$0.00	\$0.00	\$0.00	\$0.00
398006 CAPITOL PROJECTS FUND	\$0.00	\$0.00	\$0.00	\$0.00	\$0.00
398011 STATE & FED GRANTS FUND	\$1,750,000.00	\$4,504,000.00	\$4,504,000.00	\$4,504,000.00	\$4,504,000.00
398014 FEDERAL GRANTS	\$0.00	\$0.00	\$0.00	\$16,000.00	\$0.00
398025 WORKERS COMP TRUST DRAW	\$0.00	\$0.00	\$0.00	\$0.00	\$0.00
398027 SANITATION UTILITY FUND	\$1,688,938.76	\$710,496.00	\$0.00	\$1,749,261.00	\$1,749,261.00
<b>398100 INTERFUND TRANSFERS</b>	<b>\$3,438,938.76</b>	<b>\$5,214,496.00</b>	<b>\$4,504,000.00</b>	<b>\$6,269,261.00</b>	<b>\$6,253,261.00</b>
399099 ESTIMATED CASH CARRYOVER	\$0.00	\$0.00	\$0.00	\$0.00	\$280,000.00
<b>399100 EST CASH CARRYOVER</b>	<b>\$0.00</b>	<b>\$0.00</b>	<b>\$0.00</b>	<b>\$0.00</b>	<b>\$280,000.00</b>
<b>01000100 GENERAL FUND</b>	<b>\$47,583,921.60</b>	<b>\$50,291,386.52</b>	<b>\$55,152,383.78</b>	<b>\$59,464,884.78</b>	<b>\$59,470,698.65</b>

## GENERAL FUND APPROPRIATIONS

GENERAL GOVERNMENT

DEPARTMENT OF ADMINISTRATION

DEPARTMENT OF COMMUNITY AND  
ECONOMIC DEVELOPMENT

DEPARTMENT OF PUBLIC SAFETY

DEPARTMENT OF PUBLIC WORKS

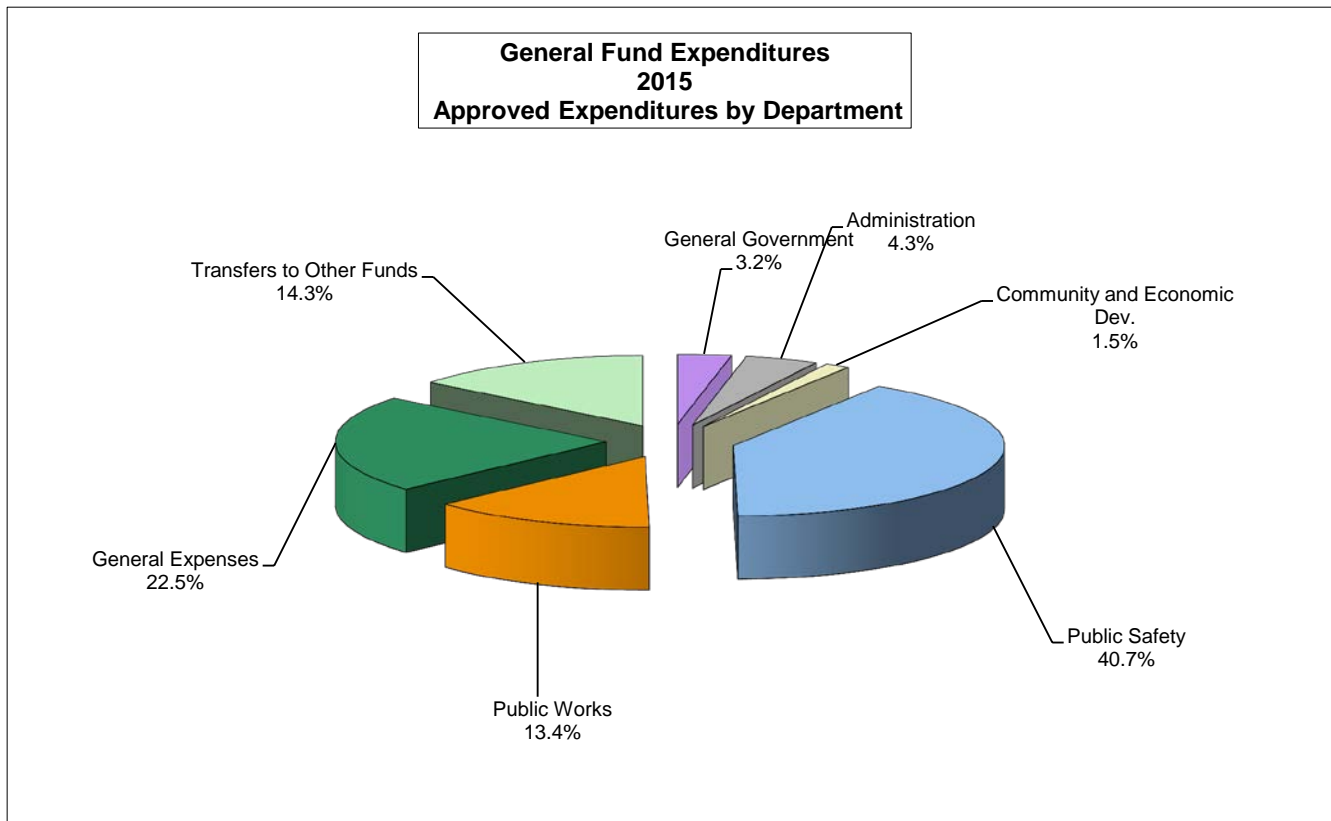
GENERAL EXPENSES AND  
TRANSFERS TO OTHER FUNDS



**GENERAL FUND  
EXPENDITURE ANALYSIS SUMMARY  
2015 APPROVED BUDGET**

Account Name	2012 Actual	2013 Actual	2014 Actual YTD (11/17)	2014 Adjusted Budget	2015 Approved Budget
General Government	1,666,550	1,624,224	1,357,588	1,746,660	1,901,378
Administration	2,001,428	2,114,653	1,898,722	2,402,547	2,577,623
Community and Economic Dev.	501,094	592,804	544,270	671,676	877,734
Public Safety	24,584,036	24,829,484	19,624,671	24,502,233	24,209,181
Public Works	5,216,780	5,581,567	4,978,675	7,453,793	7,986,662
General Expenses	11,648,508	12,338,092	12,259,617	14,251,162	13,354,078
Transfers to Other Funds	2,729,168	6,616	8,779,391	8,831,177	8,523,230
<b>TOTAL GENERAL FUND</b>	<b>48,347,563</b>	<b>47,087,440</b>	<b>49,442,934</b>	<b>59,859,248</b>	<b>59,429,886</b>

Personnel	39,503,802	40,317,337	32,302,404	39,360,999	38,653,817
Services	3,443,196	3,726,315	4,223,024	5,906,126	6,188,206
Supplies	1,876,415	1,475,613	1,742,523	2,528,904	2,342,741
Other	3,524,150	1,568,175	11,174,983	12,063,219	12,245,122
<b>TOTAL GENERAL FUND</b>	<b>48,347,563</b>	<b>47,087,440</b>	<b>49,442,934</b>	<b>59,859,248</b>	<b>59,429,886</b>





EXPENDITURE ANALYSIS SUMMARY  
2015 APPROVED BUDGET

	2012 Actual	2013 Actual	2014 Actual YTD (11/17)	2014 Adjusted Budget	2015 Approved Budget
<b>GENERAL GOVERNMENT</b>					
<u><b>0101 OFFICE OF CITY COUNCIL</b></u>					
Personnel	223,258	225,476	217,711	252,352	279,352
Services	22,829	77,212	115,574	187,488	159,488
Supplies	7,681	4,536	7,380	19,255	19,255
Other	0	0	0	0	0
<b>TOTALS</b>	<b>253,768</b>	<b>307,224</b>	<b>340,665</b>	<b>459,095</b>	<b>458,095</b>
<u><b>0102 OFFICE OF THE MAYOR</b></u>					
Personnel	204,764	203,720	243,121	285,273	293,346
Services	6,500	4,352	2,044	20,014	12,514
Supplies	599	861	255	1,300	3,300
Other	4,920	4,492	6,700	7,700	2,000
<b>TOTALS</b>	<b>216,784</b>	<b>213,425</b>	<b>252,120</b>	<b>314,287</b>	<b>311,160</b>
<u><b>0103 OFFICE OF CITY CONTROLLER</b></u>					
Personnel	142,079	141,904	82,991	105,988	140,483
Services	33,159	1,000	2,541	6,320	9,000
Supplies	292	10	3,775	4,125	11,000
Other	0	0	0	0	0
<b>TOTALS</b>	<b>175,530</b>	<b>142,914</b>	<b>89,307</b>	<b>116,433</b>	<b>160,483</b>
<u><b>0104 OFFICE OF CITY TREASURER</b></u>					
Personnel	376,965	407,165	209,982	268,144	294,882
Services	72,294	69,858	51,095	91,258	61,000
Supplies	20,651	26,747	2,086	5,900	12,500
Other	41,018	0	0	0	20,000
<b>TOTALS</b>	<b>510,929</b>	<b>503,770</b>	<b>263,163</b>	<b>365,302</b>	<b>388,382</b>
<u><b>0105 OFFICE OF CITY SOLICITOR</b></u>					
Personnel	139,800	237,411	222,881	279,275	375,790
Services	352,001	192,720	160,832	173,547	171,400
Supplies	17,738	23,324	28,620	38,721	36,068
Other	0	3,436	0	0	0
<b>TOTALS</b>	<b>509,539</b>	<b>456,891</b>	<b>412,333</b>	<b>491,543</b>	<b>583,258</b>
<b>TOTAL GENERAL GOVERNMENT</b>					
Personnel	1,086,867	1,215,676	976,686	1,191,032	1,383,853
Services	486,783	345,142	332,086	478,627	413,402
Supplies	46,961	55,478	42,116	69,301	82,123
Other	45,939	7,928	6,700	7,700	22,000
<b>TOTAL EXPENDITURES</b>	<b>1,666,550</b>	<b>1,624,224</b>	<b>1,357,588</b>	<b>1,746,660</b>	<b>1,901,378</b>

POSITION ANALYSIS SUMMARY  
2015 APPROVED BUDGET

	2012 Actual	2013 Actual	2014 Actual YTD (11/17)	2014 Adjusted Budget	2015 Approved Budget
GENERAL GOVERNMENT					
Office of City Council	8.00	9.00	9.00	9.00	9.00
Office of the Mayor	3.00	4.00	4.00	4.00	4.00
Office of City Controller	3.00	3.00	3.00	3.00	3.00
Office of City Treasurer	7.00	8.40	6.00	6.00	6.00
Office of City Solicitor	4.00	5.00	5.00	5.00	6.00
TOTAL POSITIONS	25.00	29.40	27.00	27.00	28.00

OFFICE OF CITY COUNCIL

Harrisburg's City Council is the Legislative Branch of City government. The City Council consists of seven members who are elected at large. The City Council President is elected by the Council members and presides over the Council meetings. In the event of illness or absence, the Vice-President presides over the meetings. City Council considers and evaluates legislative concerns through a study committee structure consisting of committees on Administration, Budget & Finance, Building & Housing, Community & Economic Development, Parks & Recreation, Public Safety, and Public Works. City Council also confirms all department directors and certain other Mayoral appointees. Council is also required, by the Third Class Optional City Code of Pennsylvania, to pass an annual budget by December 31 of each fiscal year.

EXPENDITURE ANALYSIS DETAIL  
2015 APPROVED BUDGET

General Fund

0101 City Council

Allocation Plan			Position Control				
PERSONNEL	2014 Adjusted	2015 Approved	JOB CLASSIFICATION	2014 Adjusted	2015 Approved	2014 Adjusted	2015 Approved
Salaries-Mgmt	259,500	259,500	Council Members	7	7	141,500	141,500
Fringe Benefits	(7,148)	19,852	City Clerk	1	1	70,000	70,000
			Assistant City Clerk	1	1	48,000	48,000
TOTAL	252,352	279,352					
			Total Management	9	9	259,500	259,500
SERVICES							
Communications	8,100	8,100	FICA			19,852	19,852
Professional Services	138,000	100,000	Concessions			(27,000)	0
Utilities	0	0					
Insurance	0	0	Total Fringe Benefits			(7,148)	19,852
Rentals	0	0					
Maintenance & Repairs	6,195	6,195	TOTAL	9	9	252,352	279,352
Contracted Services	35,193	45,193					
TOTAL	187,488	159,488					
SUPPLIES							
Supplies	18,055	18,055					
Minor Capital Equipment	1,200	1,200					
TOTAL	19,255	19,255					
OTHER	0	0					
TOTAL APPROPRIATION	459,095	458,095					

**GENERAL GOVERNMENT**

CITY COUNCIL - 0101

<u>EMPLOYEE</u>	<u>POSITION</u>	<u>ANNIV. / D.O.B.</u>	<u>2014 END OF YR SALARY</u>	<u>2015 GRADE/STEP INCREASE</u>	<u>2015 ANNUAL INCREASE</u>	<u>2015 LONG.</u>	<u>2015 SALARY</u>	<u>2015 LUMP SUM</u>	<u>FICA</u>	<u>FRINGE BENEFITS</u>	<u>TOTAL</u>
	CITY CLERK	4 6 2009	\$ 70,000.00	0.00	0.00	0.00	70,000.00	0.00	5,355.00	0.00	75,355.00
	ASSISTANT CITY CLERK	6 10 2014	\$ 46,500.00	1,500.00	0.00	0.00	48,000.00	0.00	3,672.00	0.00	51,672.00
	PRESIDENT	1 3 2006	\$ 21,500.00	0.00	0.00	0.00	21,500.00	0.00	1,644.75	0.00	23,144.75
	VICE PRESIDENT	1 3 2013	\$ 20,000.00	0.00	0.00	0.00	20,000.00	0.00	1,530.00	0.00	21,530.00
	COUNCIL MEMBER	1 5 2004	\$ 20,000.00	0.00	0.00	0.00	20,000.00	0.00	1,530.00	0.00	21,530.00
	COUNCIL MEMBER	1 6 2014	\$ 20,000.00	0.00	0.00	0.00	20,000.00	0.00	1,530.00	0.00	21,530.00
	COUNCIL MEMBER	1 7 2008	\$ 20,000.00	0.00	0.00	0.00	20,000.00	0.00	1,530.00	0.00	21,530.00
	COUNCIL MEMBER	1 6 2014	\$ 20,000.00	0.00	0.00	0.00	20,000.00	0.00	1,530.00	0.00	21,530.00
	COUNCIL MEMBER	5 12 2014	\$ 20,000.00	0.00	0.00	0.00	20,000.00	0.00	1,530.00	0.00	21,530.00
9.00	MANAGEMENT TOTALS		258,000.00	1,500.00	0.00	0.00	259,500.00	0.00	19,851.75	0.00	279,351.75
9.00	TOTAL		258,000.00	1,500.00	0.00	0.00	259,500.00	0.00	19,851.75	0.00	279,351.75
<b>TOTAL SALARIES, LUMP SUM, OVERTIME, FICA AND FRINGE BENEFITS</b>							<b>259,500.00</b>	<b>0.00</b>	<b>19,851.75</b>	<b>0.00</b>	<b>279,351.75</b>

NOTE: MEDICAL, SEVERANCE, UNEMPLOYMENT COMPENSATION, AND WORKERS COMPENSATION COSTS ARE REFLECTED IN GENERAL EXPENSES (0188).

## 2015 Approved Budget

### Expenditure Line Item

**BUDGET UNIT: 01000101 OFFICE OF CITY COUNCIL**

Account	2012 Actual	2013 Actual	2014 Actual YTD (11/17)	2014 Adjusted Budget	2015 Approved Budget
414000 SALARIES & WAGES	\$207,303.97	\$209,296.72	\$202,240.18	\$259,500.00	\$259,500.00
<b>414100 SALARIES/WAGES</b>	<b>\$207,303.97</b>	<b>\$209,296.72</b>	<b>\$202,240.18</b>	<b>\$259,500.00</b>	<b>\$259,500.00</b>
419001 SOCIAL SECURITY	\$15,954.31	\$16,178.76	\$15,471.26	\$19,852.00	\$19,851.75
419002 MEDICAL	\$0.00	\$0.00	\$0.00	\$0.00	\$0.00
419019 CONCESSIONS & VACANCIES	\$0.00	\$0.00	\$0.00	(\$27,000.00)	\$0.00
<b>419100 FRINGE BENEFITS</b>	<b>\$15,954.31</b>	<b>\$16,178.76</b>	<b>\$15,471.26</b>	<b>(\$7,148.00)</b>	<b>\$19,851.75</b>
<b>419995 PERSONNEL</b>	<b>\$223,258.28</b>	<b>\$225,475.48</b>	<b>\$217,711.44</b>	<b>\$252,352.00</b>	<b>\$279,351.75</b>
420010 ADVERTISING	\$3,559.34	\$6,955.80	\$2,545.45	\$7,000.00	\$7,000.00
420020 PRINTING	\$330.00	\$0.00	\$0.00	\$400.00	\$400.00
420030 PHOTOGRAPHY	\$150.00	\$0.00	\$415.00	\$500.00	\$500.00
420050 POSTAGE	\$55.11	\$41.05	\$107.75	\$200.00	\$200.00
<b>420100 COMMUNICATIONS</b>	<b>\$4,094.45</b>	<b>\$6,996.85</b>	<b>\$3,068.20</b>	<b>\$8,100.00</b>	<b>\$8,100.00</b>
421010 LEGAL	\$2,500.00	\$0.00	\$85,840.00	\$138,000.00	\$100,000.00
421030 CONSULTING	\$0.00	\$46,668.13	\$0.00	\$0.00	\$0.00
<b>421100 PROFESSIONAL SRVC</b>	<b>\$2,500.00</b>	<b>\$46,668.13</b>	<b>\$85,840.00</b>	<b>\$138,000.00</b>	<b>\$100,000.00</b>
425000 OFFICE EQUIPMENT	\$107.40	\$175.50	\$0.00	\$200.00	\$200.00
425050 COMMUNICATIONS EQUIPMENT	\$0.00	\$324.51	\$0.00	\$500.00	\$500.00
425090 MAINT SERV CONTRACT	\$4,531.50	\$4,736.52	\$5,456.29	\$5,495.00	\$5,495.00
<b>425100 MAINT &amp; REPAIRS</b>	<b>\$4,638.90</b>	<b>\$5,236.53</b>	<b>\$5,456.29</b>	<b>\$6,195.00</b>	<b>\$6,195.00</b>
429001 TUITION/TRAINING	\$300.00	\$0.00	\$0.00	\$300.00	\$300.00
429009 ADMIN/TRUSTEE FEE	\$28.70	\$10.04	\$39.90	\$80.00	\$80.00
429014 CONTRACTED PERSONNEL SVS.	\$5,062.50	\$2,697.60	\$5,900.00	\$10,000.00	\$20,000.00
429015 TRAVEL	\$2,266.34	\$11,108.32	\$9,088.30	\$18,600.00	\$18,600.00
429016 CONFERENCES	\$125.00	\$682.00	\$2,368.20	\$2,400.00	\$2,400.00
429017 MEMBERSHIPS	\$3,813.00	\$3,813.00	\$3,813.00	\$3,813.00	\$3,813.00
429090 MISC CONTRACTED SRVCS	\$0.00	\$0.00	\$0.00	\$0.00	\$0.00
<b>429100 CONTRACTED SRVC</b>	<b>\$11,595.54</b>	<b>\$18,310.96</b>	<b>\$21,209.40</b>	<b>\$35,193.00</b>	<b>\$45,193.00</b>
<b>429995 SERVICES</b>	<b>\$22,828.89</b>	<b>\$77,212.47</b>	<b>\$115,573.89</b>	<b>\$187,488.00</b>	<b>\$159,488.00</b>
430003 SUBSCRIPTIONS	\$0.00	\$0.00	\$0.00	\$0.00	\$0.00
430004 AUDIO-VISUAL	\$0.00	\$0.00	\$0.00	\$0.00	\$0.00
430009 OFFICE	\$0.00	\$0.00	\$199.85	\$250.00	\$250.00
430099 MISC SUPPLIES AND EXP	\$7,680.84	\$3,426.86	\$7,180.13	\$17,805.00	\$17,805.00
<b>430100 SUPPLIES &amp; EXP</b>	<b>\$7,680.84</b>	<b>\$3,426.86</b>	<b>\$7,379.98</b>	<b>\$18,055.00</b>	<b>\$18,055.00</b>
439015 OFFICE EQUIPMENT	\$0.00	\$1,109.43	\$0.00	\$1,200.00	\$1,200.00
<b>439100 MINOR CAPITAL</b>	<b>\$0.00</b>	<b>\$1,109.43</b>	<b>\$0.00</b>	<b>\$1,200.00</b>	<b>\$1,200.00</b>
<b>439995 SUPPLIES</b>	<b>\$7,680.84</b>	<b>\$4,536.29</b>	<b>\$7,379.98</b>	<b>\$19,255.00</b>	<b>\$19,255.00</b>
<b>01000101 CITY COUNCIL</b>	<b>\$253,768.01</b>	<b>\$307,224.24</b>	<b>\$340,665.31</b>	<b>\$459,095.00</b>	<b>\$458,094.75</b>

OFFICE OF THE MAYOR

The Mayor is the Chief Executive Officer of Harrisburg's government. The Mayor is an elected official, is full-time, and is the sole appointing authority of all department and office directors and Mayor's Office staff. Department heads must be confirmed by a majority of City Council before appointment is permanent. Senior City government officials, including department and office heads, comprise the Mayor's Cabinet. The Mayor has broad discretionary, executive, and administrative authority under the provisions of the Third Class Optional City Code of Pennsylvania, the City's Charter, and the Codified Ordinances of the City of Harrisburg. The Mayor also heads the Executive/Administrative Branch of City government. The Mayor is automatically a member of several public or quasi-public boards of directors, including the Tri-County Planning Commission and the Harrisburg Area Transportation Study Group (HATS). The Mayor is the sole appointing authority of members of most boards, commissions and task forces, with City Council confirmation required for many of these appointees.

The Mayor has broad policy-making authority, and by Executive Order or other action, can direct the use of municipal resources, including the setting of priorities for the use of resources. The Office can assume an initiative role in matters, projects, and policies of a Citywide or regional nature. In the event of a civil emergency or natural disaster, the Mayor, under State and City laws, has the sole authority to declare a state of emergency and to direct or redirect governmental and other response to such events. Administratively, the Mayor has contracting authority and no valid or binding contract involving the municipal government exists without the Mayor's and City Controller's signatures.

EXPENDITURE ANALYSIS DETAIL  
2015 APPROVED BUDGET

General Fund

0102 Mayor's Office

Allocation Plan				Position Control			
PERSONNEL	2014 Adjusted	2015 Approved	JOB CLASSIFICATION	2014 Adjusted	2015 Approved	2014 Adjusted	2015 Approved
Salaries-Mgmt	265,000	272,500	Mayor	1	1	80,000	80,000
Fringe Benefits	20,273	20,846	Communications Director	1	1	70,000	70,000
			Senior Advisor to the Mayor for Edu.	1	1	70,000	70,000
TOTAL	285,273	293,346	Youth, and Civic Engagement				
			Special Assistant to the Mayor	1	0	45,000	0
SERVICES			Senior Assistant to the Mayor	0	1	0	52,500
Communications	14,600	4,600	Total Management	4	4	265,000	272,500
Professional Services	0	0					
Utilities	0	0	FICA			20,273	20,846
Insurance	0	0					
Rentals	0	0	Total Fringe Benefits			20,273	20,846
Maintenance & Repairs	500	500					
Contracted Services	4,914	7,414	TOTAL	4	4	285,273	293,346
TOTAL	20,014	12,514					
SUPPLIES							
Supplies	1,300	3,300					
Minor Capital Equipment	0	0					
TOTAL	1,300	3,300					
OTHER	7,700	2,000					
TOTAL APPROPRIATION	314,287	311,160					

**GENERAL GOVERNMENT**

MAYOR - 0102

<u>EMPLOYEE</u>	<u>POSITION</u>	<u>ANNIV. / D.O.B.</u>	<u>2014 END OF YR SALARY</u>	<u>2015 GRADE/STEP INCREASE</u>	<u>2015 ANNUAL INCREASE</u>	<u>2015 LONG.</u>	<u>2015 SALARY</u>	<u>2015 LUMP SUM</u>	<u>FICA</u>	<u>FRINGE BENEFITS</u>	<u>TOTAL</u>
	MAYOR	1 6 2014	\$ 80,000.00	0.00	0.00	0.00	80,000.00	0.00	6,120.00	0.00	86,120.00
	SENIOR ADVISOR TO THE MAYOR FOR EDUCATION, YOUTH, AND CIVIC ENGAGEMENT	1 6 2014	\$ 70,000.00	0.00	0.00	0.00	70,000.00	0.00	5,355.00	0.00	75,355.00
	SENIOR ASSISTANT TO THE MAYOR	1 6 2014	\$ 45,000.00	7,500.00	0.00	0.00	52,500.00	0.00	4,016.25	0.00	56,516.25
	COMMUNICATIONS DIRECTOR	1 6 2014	\$ 70,000.00	0.00	0.00	0.00	70,000.00	0.00	5,355.00	0.00	75,355.00
4.00	MANAGEMENT TOTALS		265,000.00	7,500.00	0.00	0.00	272,500.00	0.00	20,846.25	0.00	293,346.25
4.00	TOTAL		265,000.00	7,500.00	0.00	0.00	272,500.00	0.00	20,846.25	0.00	293,346.25
<b>TOTAL SALARIES, LUMP SUM, OVERTIME, FICA AND FRINGE BENEFITS</b>							<b>272,500.00</b>	<b>0.00</b>	<b>20,846.25</b>	<b>0.00</b>	<b>293,346.25</b>

**NOTE: MEDICAL, SEVERANCE, UNEMPLOYMENT COMPENSATION, AND WORKERS COMPENSATION COSTS ARE REFLECTED IN GENERAL EXPENSES (0188).**

## 2015 Approved Budget

### Expenditure Line Item

**BUDGET UNIT: 01000102 OFFICE OF THE MAYOR**

Account	2012 Actual	2013 Actual	2014 Actual YTD (11/17)	2014 Adjusted Budget	2015 Approved Budget
414000 SALARIES & WAGES	\$190,109.10	\$188,959.16	\$225,844.01	\$265,000.00	\$272,500.00
415000 TEMPORARY	\$0.00	\$0.00	\$0.00	\$0.00	\$0.00
<b>414100 SALARIES/WAGES</b>	<b>\$190,109.10</b>	<b>\$188,959.16</b>	<b>\$225,844.01</b>	<b>\$265,000.00</b>	<b>\$272,500.00</b>
419001 SOCIAL SECURITY	\$14,655.37	\$14,761.29	\$17,277.30	\$20,273.00	\$20,846.25
419002 MEDICAL	\$0.00	\$0.00	\$0.00	\$0.00	\$0.00
<b>419100 FRINGE BENEFITS</b>	<b>\$14,655.37</b>	<b>\$14,761.29</b>	<b>\$17,277.30</b>	<b>\$20,273.00</b>	<b>\$20,846.25</b>
<b>419995 PERSONNEL</b>	<b>\$204,764.47</b>	<b>\$203,720.45</b>	<b>\$243,121.31</b>	<b>\$285,273.00</b>	<b>\$293,346.25</b>
420010 ADVERTISING	\$0.00	\$0.00	\$0.00	\$300.00	\$300.00
420020 PRINTING	\$479.84	\$1,582.00	\$45.00	\$1,500.00	\$1,500.00
420030 PHOTOGRAPHY	\$0.00	\$0.00	\$0.00	\$300.00	\$300.00
420040 TELEPHONE	\$679.08	\$788.27	\$1,490.96	\$1,750.00	\$1,750.00
420041 E-MAIL/INTERNET	\$0.00	\$0.00	\$0.00	\$10,000.00	\$0.00
420050 POSTAGE	\$800.60	\$689.88	\$52.82	\$750.00	\$750.00
<b>420100 COMMUNICATIONS</b>	<b>\$1,959.52</b>	<b>\$3,060.15</b>	<b>\$1,588.78</b>	<b>\$14,600.00</b>	<b>\$4,600.00</b>
421050 OTHER PROFESSIONAL FEES	\$0.00	\$0.00	\$0.00	\$0.00	\$0.00
<b>421100 PROFESSIONAL SRVC</b>	<b>\$0.00</b>	<b>\$0.00</b>	<b>\$0.00</b>	<b>\$0.00</b>	<b>\$0.00</b>
425000 OFFICE EQUIPMENT	\$0.00	\$0.00	\$0.00	\$500.00	\$500.00
425090 MAINT SERV CONTRACT	\$0.00	\$0.00	\$0.00	\$0.00	\$0.00
<b>425100 MAINT &amp; REPAIRS</b>	<b>\$0.00</b>	<b>\$0.00</b>	<b>\$0.00</b>	<b>\$500.00</b>	<b>\$500.00</b>
429009 ADMIN/TRUSTEE FEE	\$76.90	\$0.00	\$79.80	\$80.00	\$80.00
429015 TRAVEL	\$834.71	\$1,291.51	\$0.00	\$0.00	\$1,500.00
429016 CONFERENCES	\$140.37	\$0.00	\$0.00	\$1,300.00	\$2,300.00
429017 MEMBERSHIPS	\$3,489.00	\$0.00	\$375.00	\$3,534.00	\$3,534.00
429090 MISC CONTRACTED SRVCS	\$0.00	\$0.00	\$0.00	\$0.00	\$0.00
<b>429100 CONTRACTED SRVC</b>	<b>\$4,540.98</b>	<b>\$1,291.51</b>	<b>\$454.80</b>	<b>\$4,914.00</b>	<b>\$7,414.00</b>
<b>429995 SERVICES</b>	<b>\$6,500.50</b>	<b>\$4,351.66</b>	<b>\$2,043.58</b>	<b>\$20,014.00</b>	<b>\$12,514.00</b>
430006 PHOTOGRAPHY	\$0.00	\$0.00	\$0.00	\$0.00	\$0.00
430009 OFFICE	\$598.84	\$716.21	\$157.50	\$1,000.00	\$3,000.00
430099 MISC SUPPLIES AND EXP	\$0.00	\$144.99	\$97.30	\$300.00	\$300.00
<b>430100 SUPPLIES &amp; EXP</b>	<b>\$598.84</b>	<b>\$861.20</b>	<b>\$254.80</b>	<b>\$1,300.00</b>	<b>\$3,300.00</b>
<b>439995 SUPPLIES</b>	<b>\$598.84</b>	<b>\$861.20</b>	<b>\$254.80</b>	<b>\$1,300.00</b>	<b>\$3,300.00</b>
453049 LEASE PURCHASE	\$4,920.28	\$4,491.76	\$6,700.00	\$7,700.00	\$2,000.00
<b>450100 CAPITAL OUTLAY</b>	<b>\$4,920.28</b>	<b>\$4,491.76</b>	<b>\$6,700.00</b>	<b>\$7,700.00</b>	<b>\$2,000.00</b>
<b>499995 OTHER</b>	<b>\$4,920.28</b>	<b>\$4,491.76</b>	<b>\$6,700.00</b>	<b>\$7,700.00</b>	<b>\$2,000.00</b>
<b>01000102 MAYOR</b>	<b>\$216,784.09</b>	<b>\$213,425.07</b>	<b>\$252,119.69</b>	<b>\$314,287.00</b>	<b>\$311,160.25</b>



OFFICE OF THE CITY CONTROLLER

The Office of City Controller is an autonomous office of City government headed by the City Controller, an independently elected official. This office is responsible for the review and approval of all expenditures and obligations of the City. Performing the internal audit function requires that all purchase orders, warrants, contracts, and agreements be reviewed for compliance with the Third Class City Code, other State laws, City of Harrisburg administrative policies, and City ordinances. The signature of the City Controller is a legal requirement on all of the aforementioned documents. This office also issues monthly financial reports to the Mayor and City Council, which analyze revenues and expenditures for all budgeted funds.

EXPENDITURE ANALYSIS DETAIL  
2015 APPROVED BUDGET

General Fund

0103 City Controller's Office

Allocation Plan				Position Control			
PERSONNEL	2014 Adjusted	2015 Approved	JOB CLASSIFICATION	2014 Adjusted	2015 Approved	2014 Adjusted	2015 Approved
Salaries-Mgmt	86,950	90,000	City Controller	1	1	20,000	20,000
Salaries-BU	45,876	40,500	Chief Deputy Controller	1	1	66,950	70,000
Fringe Benefits	(26,838)	9,983					
TOTAL	105,988	140,483	Total Management	2	2	86,950	90,000
SERVICES			Auditor	1	1	42,951	37,575
Communications	6,280	1,000	Payroll Related Expenses			2,925	2,925
Professional Services	0	7,500	Total Bargaining Unit	1	1	45,876	40,500
Utilities	0	0					
Insurance	0	0	FICA			10,162	9,983
Rentals	0	0	Concessions			(37,000)	0
Maintenance & Repairs	40	500					
Contracted Services	0	0	Total Fringe Benefits			(26,838)	9,983
TOTAL	6,320	9,000	TOTAL	3	3	105,988	140,483
SUPPLIES							
Supplies	687	6,000					
Minor Capital Equipment	3,438	5,000					
TOTAL	4,125	11,000					
OTHER	0	0					
TOTAL APPROPRIATION	116,433	160,483					

**CITY CONTROLLER**

CITY CONTROLLER - 0103

<u>EMPLOYEE</u>	<u>POSITION</u>	<u>ANNIV. / D.O.H.</u>	<u>2014 END OF YR SALARY</u>	<u>2015 GRADE/STEP INCREASE</u>	<u>2015 ANNUAL INCREASE</u>	<u>2015 LONG.</u>	<u>2015 SALARY</u>	<u>2015 LUMP SUM</u>	<u>FICA</u>	<u>FRINGE BENEFITS</u>	<u>TOTAL</u>
	CITY CONTROLLER	1 6 2014	\$ 20,000.00	0.00	0.00	0.00	20,000.00	0.00	1,530.00	0.00	21,530.00
	CHIEF DEPUTY CONTROLLER	2 1 1999	\$ 66,950.00	3,050.00	0.00	0.00	70,000.00	0.00	5,355.00	0.00	75,355.00
2.00	MANAGEMENT TOTALS		86,950.00	3,050.00	0.00	0.00	90,000.00	0.00	6,885.00	0.00	96,885.00
	AUDITOR	12 1 2014	\$ 33,603.31	3,971.05	0.00	0.00	37,574.36		2,874.44	0.00	40,448.80
1.00	BARGAINING UNIT TOTALS		33,603.31	3,971.05	0.00	0.00	37,574.36	0.00	2,874.44	0.00	40,448.80
	WORKING OUT OF CLASS	10 4 1977	\$ 2,925.00	0.00	0.00	0.00	2,925.00		223.76	0.00	3,148.76
3.00	TOTAL		123,478.31	7,021.05	0.00	0.00	130,499.36	0.00	9,983.20	0.00	140,482.56
OVERTIME							0.00	0.00	0.00	0.00	0.00
TOTAL SALARIES, LUMP SUM, OVERTIME, FICA AND FRINGE BENEFITS							130,499.36	0.00	9,983.20	0.00	140,482.56

NOTE: MEDICAL, SEVERANCE, UNEMPLOYMENT COMPENSATION, AND WORKERS COMPENSATION COSTS ARE REFLECTED IN GENERAL EXPENSES (0188).

## 2015 Approved Budget

### Expenditure Line Item

**BUDGET UNIT: 01000103 OFFICE OF CITY CONTROLLER**

Account	2012 Actual	2013 Actual	2014 Actual YTD (11/17)	2014 Adjusted Budget	2015 Approved Budget
414000 SALARIES & WAGES	\$131,982.26	\$131,792.76	\$77,093.59	\$132,826.00	\$130,499.36
<b>414100 SALARIES/WAGES</b>	<b>\$131,982.26</b>	<b>\$131,792.76</b>	<b>\$77,093.59</b>	<b>\$132,826.00</b>	<b>\$130,499.36</b>
419001 SOCIAL SECURITY	\$10,096.55	\$10,110.76	\$5,897.49	\$10,162.00	\$9,983.20
419002 MEDICAL	\$0.00	\$0.00	\$0.00	\$0.00	\$0.00
419019 CONCESSIONS & VACANCIES	\$0.00	\$0.00	\$0.00	(\$37,000.00)	\$0.00
<b>419100 FRINGE BENEFITS</b>	<b>\$10,096.55</b>	<b>\$10,110.76</b>	<b>\$5,897.49</b>	<b>(\$26,838.00)</b>	<b>\$9,983.20</b>
<b>419995 PERSONNEL</b>	<b>\$142,078.81</b>	<b>\$141,903.52</b>	<b>\$82,991.08</b>	<b>\$105,988.00</b>	<b>\$140,482.56</b>
420041 E-MAIL/INTERNET	\$0.00	\$0.00	\$2,500.00	\$5,410.38	\$0.00
420050 POSTAGE	\$0.00	\$2.50	\$0.94	\$870.00	\$1,000.00
<b>420100 COMMUNICATIONS</b>	<b>\$0.00</b>	<b>\$2.50</b>	<b>\$2,500.94</b>	<b>\$6,280.38</b>	<b>\$1,000.00</b>
421010 LEGAL	\$33,118.83	\$500.00	\$0.00	\$0.00	\$0.00
421030 CONSULTING	\$0.00	\$0.00	\$0.00	\$0.00	\$7,500.00
<b>421100 PROFESSIONAL SRVC</b>	<b>\$33,118.83</b>	<b>\$500.00</b>	<b>\$0.00</b>	<b>\$0.00</b>	<b>\$7,500.00</b>
425090 MAINT SERV CONTRACT	\$39.95	\$497.73	\$39.95	\$39.95	\$500.00
<b>425100 MAINT &amp; REPAIRS</b>	<b>\$39.95</b>	<b>\$497.73</b>	<b>\$39.95</b>	<b>\$39.95</b>	<b>\$500.00</b>
<b>429995 SERVICES</b>	<b>\$33,158.78</b>	<b>\$1,000.23</b>	<b>\$2,540.89</b>	<b>\$6,320.33</b>	<b>\$9,000.00</b>
430002 SOFTWARE	\$0.00	\$0.00	\$337.25	\$687.25	\$1,000.00
430009 OFFICE	\$291.96	\$9.98	\$0.00	\$0.00	\$5,000.00
<b>430100 SUPPLIES &amp; EXP</b>	<b>\$291.96</b>	<b>\$9.98</b>	<b>\$337.25</b>	<b>\$687.25</b>	<b>\$6,000.00</b>
439015 OFFICE EQUIPMENT	\$0.00	\$0.00	\$3,437.42	\$3,437.42	\$5,000.00
<b>439100 MINOR CAPITAL</b>	<b>\$0.00</b>	<b>\$0.00</b>	<b>\$3,437.42</b>	<b>\$3,437.42</b>	<b>\$5,000.00</b>
<b>439995 SUPPLIES</b>	<b>\$291.96</b>	<b>\$9.98</b>	<b>\$3,774.67</b>	<b>\$4,124.67</b>	<b>\$11,000.00</b>
<b>01000103 CITY CONTROLLER</b>	<b>\$175,529.55</b>	<b>\$142,913.73</b>	<b>\$89,306.64</b>	<b>\$116,433.00</b>	<b>\$160,482.56</b>

# OFFICE OF THE CITY TREASURER

The Office of City Treasurer is headed by the City Treasurer, an independently elected official. The City Treasurer is responsible for the collection, safekeeping, and investment of City revenues; including all fees, fines, and taxes. The City Treasurer also serves as collector for Harrisburg School District taxes. Computer technology advancements have improved the collection of payments and the reporting of such receipts. Examples include: direct debit; processing scannable tax, utility bills and parking tickets; various banking software; acceptance of credit and debit cards for all payments; automatic payment plan options; electronic funds transfer acceptance; computerized processing of multiple payments; computerized returned check procedures; and the use of computer generated lists to process payments. Additional improvements still in the testing phase include: internet payments, on-line bill payment, on-line electronic check acceptance.

All monies collected are invested utilizing several money management techniques to optimize interest earnings while ensuring the safety of funds. Economic trends and monitoring of the financial markets allow for maximized yield investment strategies.

The City Treasurer must sign all checks disbursed for payroll and the receipt of goods or services, in addition to coordinating all electronic fund transfers and receipts. This office is responsible for obtaining all information necessary for issuing Municipal Fire Certificates in accordance with the City and State fire insurance escrow laws. Treasury prepares and distributes to departments monthly reports for City investments, paid invoices, credit card activity, and the cumulative history of insufficient funds checks. On a daily basis, Treasury monitors the City's bank accounts electronically. The Treasurer also executes funding transfers for debt service payments on all outstanding City bond and note issues. This office has the authority to manage all bank accounts of the City, including the transfer of funds between different bank accounts and the reconciliation to the City's general ledger.

## EXPENDITURE ANALYSIS DETAIL 2015 APPROVED BUDGET

General Fund

0104 City Treasurer's Office

Allocation Plan				Position Control			
PERSONNEL	2014 Adjusted	2015 Approved	JOB CLASSIFICATION	2014 Adjusted	2015 Approved	2014 Adjusted	2015 Approved
Salaries-Mgmt	144,000	144,000	City Treasurer	1	1	20,000	20,000
Salaries-BU	102,513	127,927	Deputy Treasurer	1	1	68,000	68,000
Overtime	1,242	2,000	Assistant Deputy Treasurer	1	1	56,000	56,000
Fringe Benefits	20,389	20,955					
			Total Management	3	3	144,000	144,000
TOTAL	268,144	294,882					
SERVICES			Cashier III	1	0	39,929	0
			Cashier IV	0	1		41,585
Communications	11,600	12,000	Auditor	1	1	41,190	43,162
Professional Services	25,944	10,000	Accounting Clerk I	1	0	41,394	0
Utilities	0	0	Accounting Clerk V	0	1	0	43,180
Insurance	1,800	3,000	Reallocation			(20,000)	0
Rentals	0	0					
Maintenance & Repairs	31,414	35,500	Total Bargaining Unit	3	3	102,513	127,927
Contracted Services	20,500	500	Overtime			1,242	2,000
TOTAL	91,258	61,000	FICA			20,389	20,955
SUPPLIES			Total Fringe Benefits			20,389	20,955
Supplies	4,500	10,500					
Minor Capital Equipment	1,400	2,000	TOTAL	6	6	268,144	294,882
TOTAL	5,900	12,500					
OTHER	0	20,000					
TOTAL APPROPRIATION	365,302	388,382					

**GENERAL GOVERNMENT**

CITY TREASURER - 0104

EMPLOYEE	POSITION	ANNIV. / D.O.B.	2014 END OF YR SALARY	2015 GRADE/STEP INCREASE	2015 ANNUAL INCREASE	2015 LONG.	2015 SALARY	2015 LUMP SUM	FICA	FRINGE BENEFITS	TOTAL
	INTERIM CITY TREASURER	9 2 2014	\$ 20,000.00	0.00	0.00	0.00	20,000.00	0.00	1,530.00	0.00	21,530.00
	DEPUTY TREASURER	1 8 2007	\$ 68,000.00	0.00	0.00	0.00	68,000.00	0.00	5,202.00	0.00	73,202.00
	ASSISTANT DEPUTY TREASURER	11 5 2012	\$ 56,000.00	0.00	0.00	0.00	56,000.00	0.00	4,284.00	0.00	60,284.00
3.00	MANAGEMENT TOTALS		144,000.00	0.00	0.00	0.00	144,000.00	0.00	11,016.00	0.00	155,016.00
	AUDITOR	8 12 1996	\$ 42,109.02	0.00	421.09	631.64	43,162.00	0.00	3,301.89	0.00	46,463.89
	ACCOUNTING CLERK V	1 1 1994	\$ 42,109.02	0.00	421.09	649.39	43,180.00	0.00	3,303.27	0.00	46,483.27
	CASHIER III Step Increase to IV	9 27 1999	\$ 39,533.30	1,248.80	407.82	395.33	41,585.00	0.00	3,181.25	0.00	44,766.25
3.00	BARGAINING UNIT TOTALS		123,751.34	1,248.80	1,250.00	1,676.36	127,927.00	0.00	9,786.42	0.00	137,713.42
6.00	TOTAL		267,751.34	1,248.80	1,250.00	1,676.36	271,927.00	0.00	20,802.42	0.00	292,729.42
OVERTIME							2,000.00	0.00	153.00	0.00	2,153.00
TOTAL SALARIES, LUMP SUM, OVERTIME, FICA AND FRINGE BENEFITS							273,927.00	0.00	20,955.42	0.00	294,882.42

NOTE: MEDICAL, SEVERANCE, UNEMPLOYMENT COMPENSATION, AND WORKERS COMPENSATION COSTS ARE REFLECTED IN GENERAL EXPENSES (0188).

## 2015 Approved Budget

### Expenditure Line Item

**BUDGET UNIT: 01000104 OFFICE OF CITY TREASURER**

Account	2012 Actual	2013 Actual	2014 Actual YTD (11/17)	2014 Adjusted Budget	2015 Approved Budget
414000 SALARIES & WAGES	\$350,160.85	\$378,060.81	\$186,930.01	\$234,513.00	\$271,927.00
415000 TEMPORARY	\$0.00	\$0.00	\$6,905.00	\$12,000.00	\$0.00
416000 OVERTIME	\$0.00	\$0.00	\$1,224.64	\$1,242.00	\$2,000.00
<b>414100 SALARIES/WAGES</b>	<b>\$350,160.85</b>	<b>\$378,060.81</b>	<b>\$195,059.65</b>	<b>\$247,755.00</b>	<b>\$273,927.00</b>
419001 SOCIAL SECURITY	\$26,804.53	\$29,104.44	\$14,922.12	\$20,389.00	\$20,955.42
419002 MEDICAL	\$0.00	\$0.00	\$0.00	\$0.00	\$0.00
<b>419100 FRINGE BENEFITS</b>	<b>\$26,804.53</b>	<b>\$29,104.44</b>	<b>\$14,922.12</b>	<b>\$20,389.00</b>	<b>\$20,955.42</b>
<b>419995 PERSONNEL</b>	<b>\$376,965.38</b>	<b>\$407,165.25</b>	<b>\$209,981.77</b>	<b>\$268,144.00</b>	<b>\$294,882.42</b>
420010 ADVERTISING	\$150.00	\$496.00	\$0.00	\$500.00	\$500.00
420020 PRINTING	\$950.15	\$1,306.87	\$1,993.79	\$3,000.00	\$3,000.00
420040 TELEPHONE	\$495.11	\$443.31	\$400.10	\$600.00	\$2,000.00
420050 POSTAGE	\$4,462.44	\$5,970.34	\$1,529.91	\$7,500.00	\$6,500.00
<b>420100 COMMUNICATIONS</b>	<b>\$6,057.70</b>	<b>\$8,216.52</b>	<b>\$3,923.80</b>	<b>\$11,600.00</b>	<b>\$12,000.00</b>
421010 LEGAL	\$13,578.54	\$0.00	\$0.00	\$25,944.00	\$10,000.00
<b>421100 PROFESSIONAL SRVC</b>	<b>\$13,578.54</b>	<b>\$0.00</b>	<b>\$0.00</b>	<b>\$25,944.00</b>	<b>\$10,000.00</b>
423090 PUBLIC OFF PREM	\$1,440.00	\$1,440.00	\$1,742.00	\$1,800.00	\$3,000.00
423091 PUBLIC OFF DEDUCT	\$0.00	\$0.00	\$0.00	\$0.00	\$0.00
<b>423100 INSURANCE</b>	<b>\$1,440.00</b>	<b>\$1,440.00</b>	<b>\$1,742.00</b>	<b>\$1,800.00</b>	<b>\$3,000.00</b>
425000 OFFICE EQUIPMENT	\$1,220.31	\$1,675.20	\$781.51	\$2,600.00	\$4,000.00
425030 BUILDING MAINT	\$0.00	\$397.65	\$620.00	\$4,814.00	\$4,500.00
425090 MAINT SERV CONTRACT	\$49,347.00	\$58,063.66	\$23,953.00	\$24,000.00	\$27,000.00
<b>425100 MAINT &amp; REPAIRS</b>	<b>\$50,567.31</b>	<b>\$60,136.51</b>	<b>\$25,354.51</b>	<b>\$31,414.00</b>	<b>\$35,500.00</b>
429009 ADMIN/TRUSTEE FEE	\$0.00	\$10.34	\$0.00	\$0.00	\$0.00
429014 CONTRACTED PERSONNEL SVS.	\$505.00	\$0.00	\$20,000.00	\$20,000.00	\$0.00
429015 TRAVEL	\$0.00	\$0.00	\$0.00	\$0.00	\$0.00
429017 MEMBERSHIPS	\$145.25	\$55.00	\$75.00	\$500.00	\$500.00
429025 DISASTER RECOVERY SYSTEM	\$0.00	\$0.00	\$0.00	\$0.00	\$0.00
<b>429100 CONTRACTED SRVC</b>	<b>\$650.25</b>	<b>\$65.34</b>	<b>\$20,075.00</b>	<b>\$20,500.00</b>	<b>\$500.00</b>
<b>429995 SERVICES</b>	<b>\$72,293.80</b>	<b>\$69,858.37</b>	<b>\$51,095.31</b>	<b>\$91,258.00</b>	<b>\$61,000.00</b>
430002 SOFTWARE	\$15,795.60	\$15,031.00	\$0.00	\$0.00	\$0.00
430003 SUBSCRIPTIONS	\$0.00	\$0.00	\$0.00	\$0.00	\$0.00
430008 DATA PROCESSING	\$0.00	\$0.00	\$0.00	\$2,000.00	\$2,000.00
430009 OFFICE	\$371.91	\$1,573.21	\$610.04	\$2,000.00	\$7,000.00
430042 TOOLS & HARDWARE	\$6.00	\$108.00	\$155.95	\$500.00	\$500.00
430099 MISC SUPPLIES AND EXP	\$0.00	\$694.20	\$0.00	\$0.00	\$1,000.00
<b>430100 SUPPLIES &amp; EXP</b>	<b>\$16,173.51</b>	<b>\$17,406.41</b>	<b>\$765.99</b>	<b>\$4,500.00</b>	<b>\$10,500.00</b>
439015 OFFICE EQUIPMENT	\$4,477.60	\$9,340.05	\$1,319.76	\$1,400.00	\$2,000.00
<b>439100 MINOR CAPITAL</b>	<b>\$4,477.60</b>	<b>\$9,340.05</b>	<b>\$1,319.76</b>	<b>\$1,400.00</b>	<b>\$2,000.00</b>
<b>439995 SUPPLIES</b>	<b>\$20,651.11</b>	<b>\$26,746.46</b>	<b>\$2,085.75</b>	<b>\$5,900.00</b>	<b>\$12,500.00</b>
453049 LEASE PURCHASE	\$41,018.39	\$0.00	\$0.00	\$0.00	\$20,000.00
<b>450100 CAPITAL OUTLAY</b>	<b>\$41,018.39</b>	<b>\$0.00</b>	<b>\$0.00</b>	<b>\$0.00</b>	<b>\$20,000.00</b>
<b>499995 OTHER</b>	<b>\$41,018.39</b>	<b>\$0.00</b>	<b>\$0.00</b>	<b>\$0.00</b>	<b>\$20,000.00</b>
<b>01000104 CITY TREASURER</b>	<b>\$510,928.68</b>	<b>\$503,770.08</b>	<b>\$263,162.83</b>	<b>\$365,302.00</b>	<b>\$388,382.42</b>

# OFFICE OF THE CITY SOLICITOR

The City Solicitor's Office is responsible for handling all legal matters affecting the City. This entails providing legal counsel to the Mayor, the City Controller, the City Treasurer, and City Council.

This office manages all legal action taken by the City and defends or supervises the defense of actions filed against the City, including all labor law matters. It reviews and provides administrative legal support for all bond issuances prepares and files all proofs of claim on behalf of the City in bankruptcy proceedings and represents the City in all such proceedings. It also plays a significant role in major projects undertaken by the City and handles real estate transfers and loan closings for the Department of Community and Economic Development.

Law Bureau staff prosecutes codes violations, violations of City ordinances, bad check cases, and other criminal offenses in the name of the Commonwealth, and participate in all tax assessment appeals filed by property owners. The Office drafts or reviews, for form and legality, all legislation considered by Council and all City contracts. The City Solicitor provides legal opinions to department directors, bureau chiefs, and their staff, to assure legal compliance in matters affecting their departments and assists the Department of Administration's efforts to recover delinquent taxes and utilities. The City Solicitor's opinion on legal matters is final within City government.

## EXPENDITURE ANALYSIS DETAIL 2015 APPROVED BUDGET

General Fund

0105 City Solicitor's Office

### Allocation Plan

### Position Control

PERSONNEL	2014 Adjusted	2015 Approved	JOB CLASSIFICATION	2014 Adjusted	2015 Approved	2014 Adjusted	2015 Approved
Salaries-Mgmt	271,370	299,817	City Solicitor	1	1	85,000	85,000
Salaries-BU	48,789	49,267	Deputy City Solicitor	1	1	69,000	69,000
Overtime	0	0	Assistant City Solicitor	1	1	55,000	55,000
Fringe Benefits	(40,884)	26,706	Confidential Legal Secretary II	1	1	44,370	44,370
			Labor Relations Coordinator	0	1	0	46,447
TOTAL	279,275	375,790	Reallocation			18,000	0
SERVICES			Total Management	4	5	271,370	299,817
Communications	4,000	4,000	Paralegal III	1	1	48,789	49,267
Professional Services	152,747	150,600	Total Bargaining Unit	1	1	48,789	49,267
Utilities	0	0	Overtime			0	0
Insurance	0	0	FICA			23,116	26,706
Rentals	0	0	Concessions			(64,000)	0
Maintenance & Repairs	0	0	Total Fringe Benefits			(40,884)	26,706
Contracted Services	16,800	16,800	TOTAL	5	6	279,275	375,790
TOTAL	173,547	171,400					
SUPPLIES							
Supplies	35,298	36,068					
Minor Capital Equipment	3,423	0					
TOTAL	38,721	36,068					
OTHER	0	0					
TOTAL APPROPRIATION	491,543	583,258					

**GENERAL GOVERNMENT**

CITY SOLICITOR - 0105

<u>EMPLOYEE</u>	<u>POSITION</u>	<u>ANNIV. / D.O.B.</u>	<u>2014 END OF YR SALARY</u>	<u>2015 GRADE/STEP INCREASE</u>	<u>2015 ANNUAL INCREASE</u>	<u>2015 LONG.</u>	<u>2015 SALARY</u>	<u>2015 LUMP SUM</u>	<u>FICA</u>	<u>FRINGE BENEFITS</u>	<u>TOTAL</u>
	CITY SOLICITOR	1 6 2014	\$ 85,000.00	0.00	0.00	0.00	85,000.00	0.00	6,503.00		91,503.00
	DEPUTY CITY SOLICITOR	7 29 2014	\$ 69,000.00	0.00	0.00	0.00	69,000.00	0.00	5,279.00		74,279.00
	ASSISTANT CITY SOLICITOR	8 26 2014	\$ 55,000.00	0.00	0.00	0.00	55,000.00	0.00	4,208.00		59,208.00
	CONFIDENTIAL LEGAL SECRETARY II	9 12 2011	\$ 44,370.00	0.00	0.00	0.00	44,370.00	0.00	3,394.00		47,764.00
	LABOR RELATIONS COORDINATOR	1 1 2015	\$ 46,446.82	0.00	0.00	0.00	46,446.82	0.00	3,553.18	0.00	50,000.00
5.00	MANAGEMENT TOTALS		299,816.82	0.00	0.00	0.00	299,816.82	0.00	22,937.18	0.00	322,754.00
	PARALEGAL III	6 11 1990	\$ 47,832.51	0.00	478.33	956.65	49,267.49	0.00	3,769.00		53,036.49
1.00	BARGAINING UNIT		47,832.51	0.00	478.33	956.65	49,267.49	0.00	3,769.00	0.00	53,036.49
6.00	TOTAL		347,649.33	0.00	478.33	956.65	349,084.31	0.00	26,706.18	0.00	375,790.49
OVERTIME							0.00	0.00	0.00	0.00	0.00
TOTAL SALARIES, LUMP SUM, OVERTIME, FICA AND FRINGE BENEFITS							349,084.31	0.00	26,706.18	0.00	375,790.49

NOTE: MEDICAL, SEVERANCE, UNEMPLOYMENT COMPENSATION, AND WORKERS COMPENSATION COSTS ARE REFLECTED IN GENERAL EXPENSES (0188).



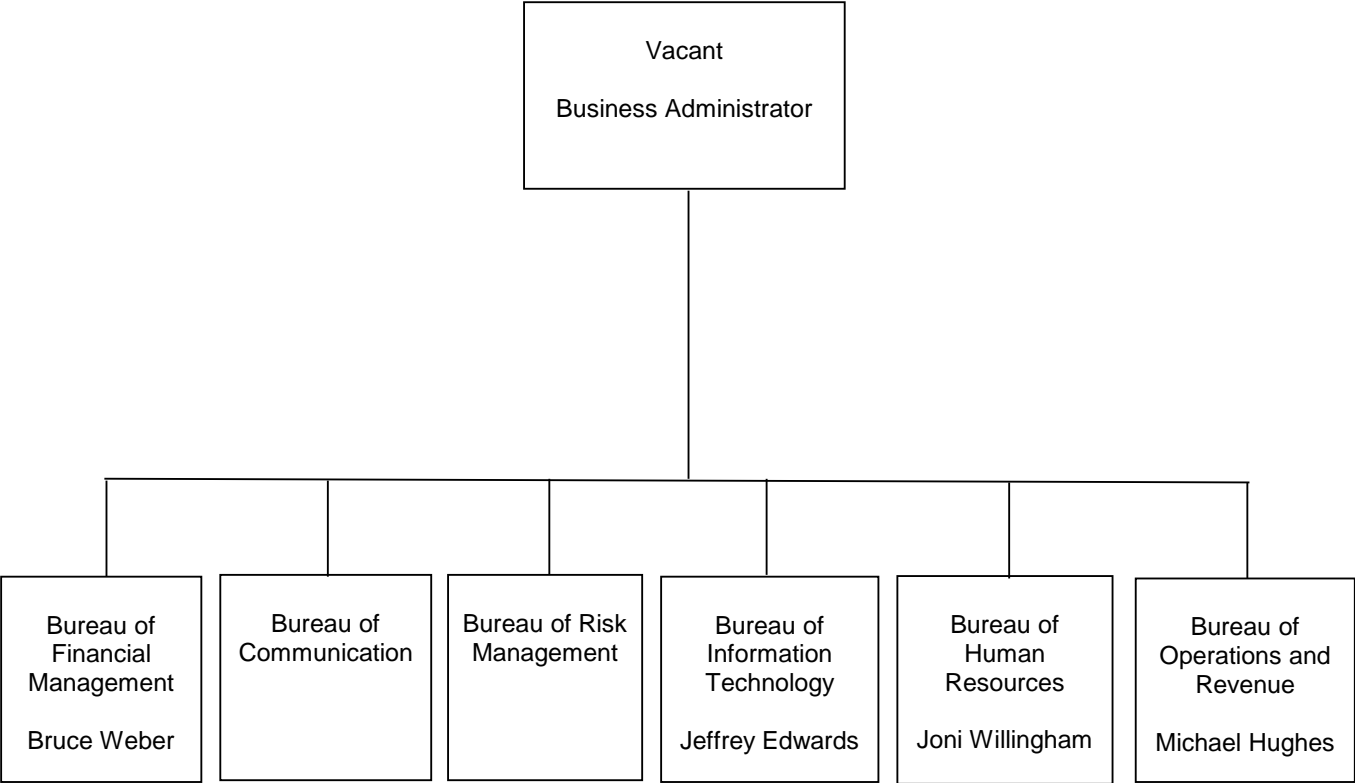
## 2015 Approved Budget

### Expenditure Line Item

**BUDGET UNIT: 01000105 OFFICE OF CITY SOLICITOR**

Account	2012 Actual	2013 Actual	2014 Actual YTD (11/17)	2014 Adjusted Budget	2015 Approved Budget
414000 SALARIES & WAGES	\$129,865.13	\$220,482.49	\$205,682.40	\$302,159.00	\$349,084.31
415000 TEMPORARY	\$0.00	\$0.00	\$1,360.00	\$18,000.00	\$0.00
<b>414100 SALARIES/WAGES</b>	<b>\$129,865.13</b>	<b>\$220,482.49</b>	<b>\$207,042.40</b>	<b>\$320,159.00</b>	<b>\$349,084.31</b>
419001 SOCIAL SECURITY	\$9,934.83	\$16,928.38	\$15,838.66	\$23,116.00	\$26,706.18
419002 MEDICAL	\$0.00	\$0.00	\$0.00	\$0.00	\$0.00
419019 CONCESSIONS & VACANCIES	\$0.00	\$0.00	\$0.00	(\$64,000.00)	\$0.00
<b>419100 FRINGE BENEFITS</b>	<b>\$9,934.83</b>	<b>\$16,928.38</b>	<b>\$15,838.66</b>	<b>(\$40,884.00)</b>	<b>\$26,706.18</b>
<b>419995 PERSONNEL</b>	<b>\$139,799.96</b>	<b>\$237,410.87</b>	<b>\$222,881.06</b>	<b>\$279,275.00</b>	<b>\$375,790.49</b>
420010 ADVERTISING	\$504.00	\$0.00	\$0.00	\$500.00	\$500.00
420020 PRINTING	\$0.00	\$0.00	\$1,374.10	\$2,000.00	\$2,000.00
420040 TELEPHONE	\$635.07	\$773.02	\$685.84	\$900.00	\$900.00
420050 POSTAGE	\$428.63	\$613.93	\$94.24	\$600.00	\$600.00
<b>420100 COMMUNICATIONS</b>	<b>\$1,567.70</b>	<b>\$1,386.95</b>	<b>\$2,154.18</b>	<b>\$4,000.00</b>	<b>\$4,000.00</b>
421010 LEGAL	\$349,424.40	\$184,020.27	\$143,563.73	\$152,147.00	\$150,000.00
421030 CONSULTING	\$0.00	\$0.00	\$0.00	\$0.00	\$0.00
421060 STENOGRAPHER	\$0.00	\$0.00	\$0.00	\$350.00	\$350.00
421080 FILING FEES	(\$26.00)	\$39.00	\$85.50	\$250.00	\$250.00
<b>421100 PROFESSIONAL SRVC</b>	<b>\$349,398.40</b>	<b>\$184,059.27</b>	<b>\$143,649.23</b>	<b>\$152,747.00</b>	<b>\$150,600.00</b>
429001 TUITION/TRAINING	\$375.00	\$799.00	\$820.00	\$1,958.00	\$1,958.00
429009 ADMIN/TRUSTEE FEE	\$0.00	\$0.00	\$39.90	\$42.00	\$42.00
429014 CONTRACTED PERSONNEL SVS.	\$0.00	\$5,736.41	\$13,200.00	\$13,200.00	\$13,200.00
429015 TRAVEL	\$0.00	\$0.00	\$0.00	\$0.00	\$0.00
429016 CONFERENCES	\$0.00	\$0.00	\$0.00	\$0.00	\$0.00
429017 MEMBERSHIPS	\$660.00	\$739.00	\$969.00	\$1,600.00	\$1,600.00
<b>429100 CONTRACTED SRVC</b>	<b>\$1,035.00</b>	<b>\$7,274.41</b>	<b>\$15,028.90</b>	<b>\$16,800.00</b>	<b>\$16,800.00</b>
<b>429995 SERVICES</b>	<b>\$352,001.10</b>	<b>\$192,720.63</b>	<b>\$160,832.31</b>	<b>\$173,547.00</b>	<b>\$171,400.00</b>
430002 SOFTWARE	\$0.00	\$225.18	\$0.00	\$350.00	\$350.00
430003 SUBSCRIPTIONS	\$17,737.72	\$23,080.96	\$25,019.20	\$34,298.00	\$35,068.00
430009 OFFICE	\$0.00	\$17.57	\$185.10	\$650.00	\$650.00
<b>430100 SUPPLIES &amp; EXP</b>	<b>\$17,737.72</b>	<b>\$23,323.71</b>	<b>\$25,204.30</b>	<b>\$35,298.00</b>	<b>\$36,068.00</b>
439015 OFFICE EQUIPMENT	\$0.00	\$0.00	\$3,415.80	\$3,423.00	\$0.00
<b>439100 MINOR CAPITAL</b>	<b>\$0.00</b>	<b>\$0.00</b>	<b>\$3,415.80</b>	<b>\$3,423.00</b>	<b>\$0.00</b>
<b>439995 SUPPLIES</b>	<b>\$17,737.72</b>	<b>\$23,323.71</b>	<b>\$28,620.10</b>	<b>\$38,721.00</b>	<b>\$36,068.00</b>
453015 OFFICE EQUIPMENT	\$0.00	\$3,436.00	\$0.00	\$0.00	\$0.00
<b>450100 CAPITAL OUTLAY</b>	<b>\$0.00</b>	<b>\$3,436.00</b>	<b>\$0.00</b>	<b>\$0.00</b>	<b>\$0.00</b>
<b>499995 OTHER</b>	<b>\$0.00</b>	<b>\$3,436.00</b>	<b>\$0.00</b>	<b>\$0.00</b>	<b>\$0.00</b>
<b>01000105 CITY SOLICITOR</b>	<b>\$509,538.78</b>	<b>\$456,891.21</b>	<b>\$412,333.47</b>	<b>\$491,543.00</b>	<b>\$583,258.49</b>

DEPARTMENT OF ADMINISTRATION



EXPENDITURE ANALYSIS SUMMARY  
2015 APPROVED BUDGET

	2012 Actual	2013 Actual	2014 Actual YTD (11/17)	2014 Adjusted Budget	2015 Approved Budget
--	----------------	----------------	-------------------------------	----------------------------	----------------------------

DEPARTMENT OF ADMINISTRATION

0110 OFFICE OF THE BUSINESS ADMINISTRATOR

Personnel	129,469	152,731	51,472	62,885	80,737
Services	6,696	6,642	9,849	15,250	14,450
Supplies	911	244	1,436	2,900	2,700
Other	0	0	0	0	0
TOTALS	<u>137,076</u>	<u>159,617</u>	<u>62,757</u>	<u>81,035</u>	<u>97,887</u>

0112 BUREAU OF FINANCIAL MANAGEMENT

Personnel	291,495	335,328	250,584	306,002	416,247
Services	70,219	133,045	231,017	281,633	275,640
Supplies	4,992	1,881	6,608	8,532	11,532
Other	15,643	0	0	0	0
TOTALS	<u>382,349</u>	<u>470,254</u>	<u>488,209</u>	<u>596,167</u>	<u>703,419</u>

0114 BUREAU OF COMMUNICATION

Personnel	0	0	0	0	105,497
Services	0	0	0	0	11,849
Supplies	0	0	0	0	7,305
Other	0	0	0	0	0
TOTALS	<u>0</u>	<u>0</u>	<u>0</u>	<u>0</u>	<u>124,651</u>

0115 BUREAU OF RISK MANAGEMENT

Personnel	0	0	0	0	74,279
Services	0	0	0	0	720
Supplies	0	0	0	0	1,500
Other	0	0	0	0	0
TOTALS	<u>0</u>	<u>0</u>	<u>0</u>	<u>0</u>	<u>76,499</u>

EXPENDITURE ANALYSIS SUMMARY  
2015 APPROVED BUDGET

	2012 Actual	2013 Actual	2014 Actual YTD (11/17)	2014 Adjusted Budget	2015 Approved Budget
<u>0116 BUREAU OF INFORMATION TECHNOLOGY</u>					
Personnel	378,868	412,356	246,925	328,756	446,725
Services	92,562	96,964	237,642	299,380	239,700
Supplies	36,408	16,633	93,069	130,261	128,415
Other	1,641	0	68,505	83,505	93,000
TOTALS	<u>509,480</u>	<u>525,953</u>	<u>646,141</u>	<u>841,902</u>	<u>907,840</u>
<u>0117 BUREAU OF HUMAN RESOURCES</u>					
Personnel	321,946	317,619	203,982	245,588	230,739
Services	39,794	44,122	40,875	45,174	47,250
Supplies	675	1,372	278	1,325	2,400
Other	0	0	0	0	0
TOTALS	<u>362,415</u>	<u>363,113</u>	<u>245,135</u>	<u>292,087</u>	<u>280,389</u>
<u>0124 BUREAU OF OPERATIONS AND REVENUE</u>					
Personnel	391,985	378,583	131,283	160,021	192,292
Services	195,032	187,458	292,518	398,605	166,451
Supplies	23,068	29,675	28,151	28,200	27,000
Other	24	0	4,528	4,530	1,195
TOTALS	<u>610,109</u>	<u>595,716</u>	<u>456,480</u>	<u>591,356</u>	<u>386,938</u>
TOTAL DEPARTMENT OF ADMINISTRATION					
Personnel	1,513,763	1,596,617	884,246	1,103,252	1,546,516
Services	404,303	468,231	811,901	1,040,042	756,060
Supplies	66,054	49,805	129,542	171,218	180,852
Other	17,308	0	73,033	88,035	94,195
TOTAL EXPENDITURES	<u><u>2,001,428</u></u>	<u><u>2,114,653</u></u>	<u><u>1,898,722</u></u>	<u><u>2,402,547</u></u>	<u><u>2,577,623</u></u>

POSITION ANALYSIS SUMMARY  
2015 APPROVED BUDGET

	2012 Actual	2013 Actual	2014 Actual YTD (11/17)	2014 Adjusted Budget	2015 Approved Budget
<b>ADMINISTRATION</b>					
Office of the Business Administrator	2.00	2.00	2.00	2.00	1.00
Financial Management	7.00	7.00	7.00	7.00	7.00
Communication	0.00	0.00	0.00	0.00	2.00
Risk Management	0.00	0.00	0.00	0.00	1.00
Information Technology	6.60	6.60	8.00	8.00	7.00
Human Resources	6.00	6.00	6.00	6.00	4.00
Operations & Revenue	8.00	9.00	4.00	4.00	4.00
	<hr/>	<hr/>	<hr/>	<hr/>	<hr/>
TOTAL POSITIONS	29.60	30.60	27.00	27.00	26.00

OFFICE OF THE BUSINESS ADMINISTRATOR

The Department of Administration is headed by the Chief of Staff/Business Administrator who is appointed by the Mayor and confirmed by City Council. The Department of Administration performs the fiscal, technological, personnel, and central administrative functions of the City. The Chief of Staff/Business Administrator has the authority to oversee the direct management of all City departments which are under the administrative jurisdiction of the Mayor, as well as inter-action with agencies which are outside of the Executive Branch and directly manages four bureaus: Financial Management, Information Technology, Human Resources and Operations and Revenue. The Chief of Staff/Business Administrator serves as the Mayor's designee on various Boards and Commissions.

The Chief of Staff/Business Administrator conducts scheduled labor management meetings with each of the union groups throughout the year and resolves issues which could result in grievances whenever possible, acts as the Third-Step Hearing Officer for Union grievances in the Mayor's stead. Also, the Chief of Staff/Business Administrator has the responsibility for contract negotiations with all three union groups.

EXPENDITURE ANALYSIS DETAIL  
2015 APPROVED BUDGET

General Fund

0110 Office of Business Administrator

Allocation Plan

Position Control

	2014 Adjusted	2015 Approved	JOB CLASSIFICATION	2014 Adjusted	2015 Approved	2014 Adjusted	2015 Approved
PERSONNEL							
Salaries-Mgmt	70,322	75,000	Business Administrator	1	1	75,000	75,000
Fringe Benefits	(7,437)	5,737	Community Services Coordinator Reallocation	1	0	50,000 (54,678)	0
TOTAL	62,885	80,737	Total Management	2	1	70,322	75,000
SERVICES			FICA			9,563	5,737
Communications	1,710	1,710	Concessions			(17,000)	0
Professional Services	5,000	5,000	Total Fringe Benefits			(7,437)	5,737
Utilities	0	0	TOTAL	2	1	62,885	80,737
Insurance	0	0					
Rentals	0	0					
Maintenance & Repairs	2,040	2,040					
Contracted Services	6,500	5,700					
TOTAL	15,250	14,450					
SUPPLIES							
Supplies	2,900	2,700					
Minor Capital Equipment	0	0					
TOTAL	2,900	2,700					
OTHER	0	0					
TOTAL APPROPRIATION	81,035	97,887					

**BUSINESS ADMINISTRATOR**

BUSINESS ADMINISTRATOR - 0110

<u>EMPLOYEE</u>	<u>POSITION</u>	<u>ANNIV. / D.O.H.</u>			<u>2014 END OF YR SALARY</u>	<u>2015 GRADE/STEP INCREASE</u>	<u>2015 ANNUAL INCREASE</u>	<u>2015 LONG.</u>	<u>2015 SALARY</u>	<u>2015 LUMP SUM</u>	<u>FICA</u>	<u>FRINGE BENEFITS</u>	<u>TOTAL</u>
	<b>BUSINESS ADMINISTRATOR</b>	<b>1</b>	<b>1</b>	<b>2015</b>	<b>\$ 75,000.00</b>	<b>0.00</b>	<b>0.00</b>	<b>0.00</b>	<b>75,000.00</b>	<b>0.00</b>	<b>5,737.50</b>	<b>0.00</b>	<b>80,737.50</b>
1.00	MANAGEMENT TOTALS				75,000.00	0.00	0.00	0.00	75,000.00	0.00	5,737.50	0.00	80,737.50
1.00	TOTAL				75,000.00	0.00	0.00	0.00	75,000.00	0.00	5,737.50	0.00	80,737.50
<b>TOTAL SALARIES, LUMP SUM, OVERTIME, FICA AND FRINGE BENEFITS</b>									<b>75,000.00</b>	<b>0.00</b>	<b>5,737.50</b>	<b>0.00</b>	<b>80,737.50</b>

**NOTE: MEDICAL, SEVERANCE, UNEMPLOYMENT COMPENSATION, AND WORKERS COMPENSATION COSTS ARE REFLECTED IN GENERAL EXPENSES (0188).**

## 2015 Approved Budget

### Expenditure Line Item

**BUDGET UNIT: 01010110 OFFICE OF BUSINESS ADMINTRATOR**

Account	2012 Actual	2013 Actual	2014 Actual YTD (11/17)	2014 Adjusted Budget	2015 Approved Budget
414000 SALARIES & WAGES	\$113,176.82	\$140,206.48	\$47,814.02	\$70,321.54	\$75,000.00
415000 TEMPORARY	\$7,018.95	\$1,384.56	\$0.00	\$0.00	\$0.00
<b>414100 SALARIES/WAGES</b>	<b>\$120,195.77</b>	<b>\$141,591.04</b>	<b>\$47,814.02</b>	<b>\$70,321.54</b>	<b>\$75,000.00</b>
419001 SOCIAL SECURITY	\$9,272.91	\$11,139.86	\$3,657.79	\$9,563.00	\$5,737.50
419002 MEDICAL	\$0.00	\$0.00	\$0.00	\$0.00	\$0.00
419019 CONCESSIONS & VACANCIES	\$0.00	\$0.00	\$0.00	(\$17,000.00)	\$0.00
<b>419100 FRINGE BENEFITS</b>	<b>\$9,272.91</b>	<b>\$11,139.86</b>	<b>\$3,657.79</b>	<b>(\$7,437.00)</b>	<b>\$5,737.50</b>
<b>419995 PERSONNEL</b>	<b>\$129,468.68</b>	<b>\$152,730.90</b>	<b>\$51,471.81</b>	<b>\$62,884.54</b>	<b>\$80,737.50</b>
420010 ADVERTISING	\$700.00	\$0.00	\$0.00	\$700.00	\$700.00
420020 PRINTING	\$251.00	\$275.00	\$0.00	\$350.00	\$350.00
420040 TELEPHONE	\$651.47	\$807.66	\$405.18	\$510.00	\$510.00
420050 POSTAGE	\$206.54	\$37.42	\$14.70	\$150.00	\$150.00
<b>420100 COMMUNICATIONS</b>	<b>\$1,809.01</b>	<b>\$1,120.08</b>	<b>\$419.88</b>	<b>\$1,710.00</b>	<b>\$1,710.00</b>
421010 LEGAL	\$0.00	\$161.00	\$0.00	\$0.00	\$0.00
421030 CONSULTING	\$0.00	\$0.00	\$0.00	\$0.00	\$0.00
421050 OTHER PROFESSIONAL FEES	\$0.00	\$0.00	\$0.00	\$0.00	\$0.00
421070 ARBITRATION	\$1,964.50	\$3,532.70	\$2,474.00	\$5,000.00	\$5,000.00
<b>421100 PROFESSIONAL SRVC</b>	<b>\$1,964.50</b>	<b>\$3,693.70</b>	<b>\$2,474.00</b>	<b>\$5,000.00</b>	<b>\$5,000.00</b>
425090 MAINT SERV CONTRACT	\$0.00	\$274.13	\$1,000.00	\$2,040.00	\$2,040.00
<b>425100 MAINT &amp; REPAIRS</b>	<b>\$0.00</b>	<b>\$274.13</b>	<b>\$1,000.00</b>	<b>\$2,040.00</b>	<b>\$2,040.00</b>
429001 TUITION/TRAINING	\$1,942.08	\$1,554.00	\$0.00	\$545.00	\$3,000.00
429009 ADMIN/TRUSTEE FEE	\$0.00	\$0.00	\$0.00	\$0.00	\$0.00
429014 CONTRACTED PERSONNEL SVS.	\$0.00	\$0.00	\$5,954.66	\$5,955.00	\$2,000.00
429015 TRAVEL	\$0.00	\$0.00	\$0.00	\$0.00	\$300.00
429016 CONFERENCES	\$0.00	\$0.00	\$0.00	\$0.00	\$400.00
429017 MEMBERSHIPS	\$980.00	\$0.00	\$0.00	\$0.00	\$0.00
429090 MISC CONTRACTED SRVCS	\$0.00	\$0.00	\$0.00	\$0.00	\$0.00
<b>429100 CONTRACTED SRVC</b>	<b>\$2,922.08</b>	<b>\$1,554.00</b>	<b>\$5,954.66</b>	<b>\$6,500.00</b>	<b>\$5,700.00</b>
<b>429995 SERVICES</b>	<b>\$6,695.59</b>	<b>\$6,641.91</b>	<b>\$9,848.54</b>	<b>\$15,250.00</b>	<b>\$14,450.00</b>
430002 SOFTWARE	\$0.00	\$0.00	\$0.00	\$900.00	\$900.00
430003 SUBSCRIPTIONS	\$0.00	\$0.00	\$0.00	\$0.00	\$0.00
430008 DATA PROCESSING	\$0.00	\$0.00	\$0.00	\$0.00	\$0.00
430009 OFFICE	\$911.36	\$244.19	\$1,436.28	\$2,000.00	\$1,800.00
430099 MISC SUPPLIES AND EXP	\$0.00	\$0.00	\$0.00	\$0.00	\$0.00
<b>430100 SUPPLIES &amp; EXP</b>	<b>\$911.36</b>	<b>\$244.19</b>	<b>\$1,436.28</b>	<b>\$2,900.00</b>	<b>\$2,700.00</b>
439015 OFFICE EQUIPMENT	\$0.00	\$0.00	\$0.00	\$0.00	\$0.00
<b>439100 MINOR CAPITAL</b>	<b>\$0.00</b>	<b>\$0.00</b>	<b>\$0.00</b>	<b>\$0.00</b>	<b>\$0.00</b>
<b>439995 SUPPLIES</b>	<b>\$911.36</b>	<b>\$244.19</b>	<b>\$1,436.28</b>	<b>\$2,900.00</b>	<b>\$2,700.00</b>
<b>01010110 BUSINESS ADMINISTRATOR</b>	<b>\$137,075.63</b>	<b>\$159,617.00</b>	<b>\$62,756.63</b>	<b>\$81,034.54</b>	<b>\$97,887.50</b>



# BUREAU OF FINANCIAL MANAGEMENT

The Bureau of Financial Management is responsible for the overall fiscal management of the City. This includes the management of all funds, accounting for all assets and financial activity, the production of all financial documents, and the administration of Debt Service, General Expenses, and Transfers to Other Funds. This bureau also aids in the administration of the City's three pension plans. For the Bureau to complete these tasks, it is organized into four offices. They are Accounting, Budget and Analysis, Purchasing, and Grants Management.

The Accounting Office manages the cash flow and accounts payable functions for the City. This office also oversees the City's computerized accounting and financial reporting systems, and is responsible for preparation of the annual audit and development of the Comprehensive Annual Financial Report.

The Office of Budget and Analysis is responsible for the preparation, development, distribution, and monitoring of the City's annual budget which is submitted to Council at the last Legislative Session in November. This office also prepares the Mid-Year Fiscal Report, which highlights the financial status of all budgeted funds as of June 30th of the current year compared to June 30th of the previous year. The Mid-Year report also projects the financial performance for the current year-end.

The Purchasing Office is responsible for overseeing the procurement of most City materials, supplies, and services. All procurement documentation is compiled and stored within the Purchasing Office. Furthermore, this office must assure fair and equitable distribution of City contracts and agreements for capital and non-capital products and services, including the preparation and advertising of public bids and the awarding of those contracts. This office also administers insurance claims and collection activities.

The Grants Management Office assists with grants administration on a City-wide basis, including grants writing and periodic reporting.

## EXPENDITURE ANALYSIS DETAIL 2015 APPROVED BUDGET

General Fund

0112 Financial Management

Allocation Plan				Position Control			
PERSONNEL	2014 Adjusted	2015 Approved	JOB CLASSIFICATION	2014 Adjusted	2015 Approved	2014 Adjusted	2015 Approved
Salaries-Mgmt	330,185	342,500	Director of Financial Mgmt.	1	1	70,000	70,000
Salaries-BU	42,320	44,167	Accounting Manager	1	1	55,000	57,500
Fringe Benefits	(66,503)	29,580	Budget Manager	1	1	55,000	57,500
			Purchasing & Ins/Colct Manager	1	1	53,185	55,000
TOTAL	306,002	416,247	Grants Manager	1	0	52,000	0
			Senior Grants Manager	0	1	0	57,500
SERVICES			Staff Accountant/Financial Analyst	1	1	45,000	45,000
Communications	4,879	4,900	Total Management	6	6	330,185	342,500
Professional Services	245,814	244,000					
Utilities	0	0	Auditor I	1	0	42,320	0
Insurance	0	0	Auditor II	0	1	0	44,167
Rentals	0	0					
Maintenance & Repairs	29,040	25,040	Total Bargaining Unit	1	1	42,320	44,167
Contracted Services	1,900	1,700					
			FICA			28,497	29,580
TOTAL	281,633	275,640	Concessions			(95,000)	0
						(66,503)	29,580
SUPPLIES			Total Fringe Benefits				
Supplies	8,532	8,532					
Minor Capital Equipment	0	3,000	TOTAL	7	7	306,002	416,247
TOTAL	8,532	11,532					
OTHER	0	0					
TOTAL APPROPRIATION	596,167	703,419					

**FINANCIAL MANAGEMENT**

FINANCIAL MANAGEMENT - 0112

EMPLOYEE	POSITION	ANNIV. / D.O.B.	2014 END OF YR SALARY	2015 GRADE/STEP INCREASE	2015 ANNUAL INCREASE	2015 LONG.	2015 SALARY	2015 LUMP SUM	FICA	FRINGE BENEFITS	TOTAL
	DIRECTOR OF FINANCIAL MANAGEMENT	1 6 2014	\$ 70,000.00	0.00	0.00	0.00	70,000.00	0.00	5,355.00	0.00	75,355.00
	ACCOUNTING MANAGER	11 5 2012	\$ 55,000.00	2,500.00	0.00	0.00	57,500.00	0.00	4,398.75	0.00	61,898.75
	PURCHASING & INSURANCE CLAIMS/COLCT. MANAGER	1 1 2015	\$ 55,000.00		0.00	0.00	55,000.00	0.00	4,207.50	0.00	59,207.50
	SENIOR GRANTS MANAGER	6 4 2012	\$ 52,000.00	5,500.00	0.00	0.00	57,500.00	0.00	4,398.75	0.00	61,898.75
	BUDGET MANAGER	11 19 2012	\$ 55,000.00	2,500.00	0.00	0.00	57,500.00	0.00	4,398.75	0.00	61,898.75
	STAFF ACCOUNTANT/FINANCIAL ANALYST	1 1 2015	\$ 45,000.00	0.00	0.00	0.00	45,000.00	0.00	3,442.50	0.00	48,442.50
6.00	MANAGEMENT TOTALS		332,000.00	10,500.00	0.00	0.00	342,500.00	0.00	26,201.25	0.00	368,701.25
	AUDITOR II	4 17 2006	\$ 42,109.02	1,404.94	435.14	217.57	44,166.67	0.00	3,378.75	0.00	47,545.42
1.00	BARGAINING UNIT TOTALS		42,109.02	1,404.94	435.14	217.57	44,166.67	0.00	3,378.75	0.00	47,545.42
7.00	TOTAL		374,109.02	11,904.94	435.14	217.57	386,666.67	0.00	29,580.00	0.00	416,246.67
OVERTIME							0.00	0.00	0.00	0.00	0.00
TOTAL SALARIES, LUMP SUM, OVERTIME, FICA AND FRINGE BENEFITS							386,666.67	0.00	29,580.00	0.00	416,246.67

NOTE: MEDICAL, SEVERANCE, UNEMPLOYMENT COMPENSATION, AND WORKERS COMPENSATION COSTS ARE REFLECTED IN GENERAL EXPENSES (0188).

## 2015 Approved Budget

### Expenditure Line Item

#### BUDGET UNIT: 01010112 BUREAU OF FINANCIAL MANAGEMENT

Account	2012 Actual	2013 Actual	2014 Actual YTD (11/17)	2014 Adjusted Budget	2015 Approved Budget
414000 SALARIES & WAGES	\$270,620.24	\$311,032.84	\$232,777.09	\$372,504.52	\$386,666.67
415000 TEMPORARY	\$0.00	\$0.00	\$0.00	\$0.00	\$0.00
<b>414100 SALARIES/WAGES</b>	<b>\$270,620.24</b>	<b>\$311,032.84</b>	<b>\$232,777.09</b>	<b>\$372,504.52</b>	<b>\$386,666.67</b>
419001 SOCIAL SECURITY	\$20,874.98	\$24,294.88	\$17,807.47	\$28,497.65	\$29,580.00
419002 MEDICAL	\$0.00	\$0.00	\$0.00	\$0.00	\$0.00
419019 CONCESSIONS & VACANCIES	\$0.00	\$0.00	\$0.00	(\$95,000.00)	\$0.00
<b>419100 FRINGE BENEFITS</b>	<b>\$20,874.98</b>	<b>\$24,294.88</b>	<b>\$17,807.47</b>	<b>(\$66,502.35)</b>	<b>\$29,580.00</b>
<b>419995 PERSONNEL</b>	<b>\$291,495.22</b>	<b>\$335,327.72</b>	<b>\$250,584.56</b>	<b>\$306,002.17</b>	<b>\$416,246.67</b>
420010 ADVERTISING	\$1,680.15	\$1,039.75	\$279.06	\$1,200.00	\$1,200.00
420020 PRINTING	\$686.79	\$127.52	\$886.85	\$1,000.00	\$1,000.00
420040 TELEPHONE	\$182.40	\$679.00	\$271.01	\$679.00	\$700.00
420050 POSTAGE	\$2,038.34	\$1,930.20	\$954.88	\$2,000.00	\$2,000.00
<b>420100 COMMUNICATIONS</b>	<b>\$4,587.68</b>	<b>\$3,776.47</b>	<b>\$2,391.80</b>	<b>\$4,879.00</b>	<b>\$4,900.00</b>
421020 AUDIT	\$560.00	\$80,755.00	\$133,110.00	\$133,110.00	\$135,000.00
421030 CONSULTING	\$44,145.98	\$25,420.70	\$72,600.00	\$110,299.00	\$107,000.00
421050 OTHER PROFESSIONAL FEES	\$0.00	\$1,055.00	\$0.00	\$2,405.00	\$2,000.00
<b>421100 PROFESSIONAL SRVC</b>	<b>\$44,705.98</b>	<b>\$107,230.70</b>	<b>\$205,710.00</b>	<b>\$245,814.00</b>	<b>\$244,000.00</b>
425000 OFFICE EQUIPMENT	\$0.00	\$0.00	\$0.00	\$0.00	\$0.00
425090 MAINT SERV CONTRACT	\$20,757.35	\$21,117.66	\$22,520.06	\$29,040.00	\$25,040.00
<b>425100 MAINT &amp; REPAIRS</b>	<b>\$20,757.35</b>	<b>\$21,117.66</b>	<b>\$22,520.06</b>	<b>\$29,040.00</b>	<b>\$25,040.00</b>
429001 TUITION/TRAINING	\$130.00	\$375.00	\$79.52	\$1,000.00	\$800.00
429009 ADMIN/TRUSTEE FEE	\$38.45	\$48.78	\$10.34	\$100.00	\$100.00
429014 CONTRACTED PERSONNEL SVS.	\$0.00	\$0.00	\$0.00	\$0.00	\$0.00
429015 TRAVEL	\$0.00	\$11.30	\$0.00	\$0.00	\$0.00
429017 MEMBERSHIPS	\$0.00	\$485.00	\$305.00	\$800.00	\$800.00
429090 MISC CONTRACTED SRVCS	\$0.00	\$0.00	\$0.00	\$0.00	\$0.00
<b>429100 CONTRACTED SRVC</b>	<b>\$168.45</b>	<b>\$920.08</b>	<b>\$394.86</b>	<b>\$1,900.00</b>	<b>\$1,700.00</b>
<b>429995 SERVICES</b>	<b>\$70,219.46</b>	<b>\$133,044.91</b>	<b>\$231,016.72</b>	<b>\$281,633.00</b>	<b>\$275,640.00</b>
430002 SOFTWARE	\$574.20	\$0.00	\$0.00	\$0.00	\$0.00
430003 SUBSCRIPTIONS	\$590.95	\$252.00	\$6,132.00	\$6,532.00	\$6,532.00
430008 DATA PROCESSING	\$0.00	\$0.00	\$0.00	\$0.00	\$0.00
430009 OFFICE	\$2,726.59	\$1,629.09	\$475.80	\$2,000.00	\$2,000.00
430099 MISC SUPPLIES AND EXP	\$0.00	\$0.00	\$0.00	\$0.00	\$0.00
<b>430100 SUPPLIES &amp; EXP</b>	<b>\$3,891.74</b>	<b>\$1,881.09</b>	<b>\$6,607.80</b>	<b>\$8,532.00</b>	<b>\$8,532.00</b>
439015 OFFICE EQUIPMENT	\$1,100.00	\$0.00	\$0.00	\$0.00	\$3,000.00
<b>439100 MINOR CAPITAL</b>	<b>\$1,100.00</b>	<b>\$0.00</b>	<b>\$0.00</b>	<b>\$0.00</b>	<b>\$3,000.00</b>
<b>439995 SUPPLIES</b>	<b>\$4,991.74</b>	<b>\$1,881.09</b>	<b>\$6,607.80</b>	<b>\$8,532.00</b>	<b>\$11,532.00</b>
453015 OFFICE EQUIPMENT	\$15,642.70	\$0.00	\$0.00	\$0.00	\$0.00
<b>450100 CAPITAL OUTLAY</b>	<b>\$15,642.70</b>	<b>\$0.00</b>	<b>\$0.00</b>	<b>\$0.00</b>	<b>\$0.00</b>
463000 MATCHING SHARE GRANTS	\$0.00	\$0.00	\$0.00	\$0.00	\$0.00
<b>460100 SUBSIDIES &amp; GRANTS</b>	<b>\$0.00</b>	<b>\$0.00</b>	<b>\$0.00</b>	<b>\$0.00</b>	<b>\$0.00</b>
<b>499995 OTHER</b>	<b>\$15,642.70</b>	<b>\$0.00</b>	<b>\$0.00</b>	<b>\$0.00</b>	<b>\$0.00</b>
<b>01010112 FINANCIAL MANAGEMENT</b>	<b>\$382,349.12</b>	<b>\$470,253.72</b>	<b>\$488,209.08</b>	<b>\$596,167.17</b>	<b>\$703,418.67</b>

# BUREAU OF COMMUNICATION

The Bureau of Communications provides information about City government to the public and to City employees. It is responsible for graphic, photo, video, audio and information services. It organizes news conferences and issues news releases and media advisories. It produces items for the web as well as television programs and commercials. The Bureau manages the government access cable television channel and station, WHBG, as well as ensures compliance with the City's Cable Television Franchise agreement. It arranges public appearances for City officials and conducts citizen outreach campaigns.

## EXPENDITURE ANALYSIS DETAIL 2015 APPROVED BUDGET

General Fund

0114 Communication

Allocation Plan

Position Control

	2014 Adjusted	2015 Approved	JOB CLASSIFICATION	2014 Adjusted	2015 Approved	2014 Adjusted	2015 Approved
PERSONNEL							
Salaries-Mgmt	0	98,000	Community Services Coordinator	0	1	0	50,000
Fringe Benefits	0	7,497	Production Tech Mgr (WHBG)	0	1	0	48,000
TOTAL	0	105,497	Total Management	0	2	0	98,000
SERVICES			FICA			0	7,497
Communications	0	1,449	Total Fringe Benefits			0	7,497
Professional Services	0	0					
Utilities	0	0	TOTAL	0	2	0	105,497
Insurance	0	0					
Rentals	0	0					
Maintenance & Repairs	0	400					
Contracted Services	0	10,000					
TOTAL	0	11,849					
SUPPLIES							
Supplies	0	5,305					
Minor Capital Equipment	0	2,000					
TOTAL	0	7,305					
OTHER	0	0					
TOTAL APPROPRIATION	0	124,651					

**BUREAU OF COMMUNICATION**

Bureau of Communication - 0114

<u>EMPLOYEE</u>	<u>POSITION</u>	<u>ANNIV</u> <u>D.O.H.</u>			<u>2014</u> <u>END OF YR</u> <u>SALARY</u>	<u>2015</u> <u>GRADE/STEP</u> <u>INCREASE</u>	<u>2015</u> <u>ANNUAL</u> <u>INCREASE</u>	<u>2015</u> <u>LONG.</u>	<u>2015</u> <u>SALARY</u>	<u>2015</u> <u>LUMP SUM</u>	<u>FICA</u>	<u>FRINGE</u> <u>BENEFITS</u>	<u>TOTAL</u>
	COMMUNITY SERVICES COORDINATOR	3	11	2014	\$ 50,000.00	0.00	0.00	0.00	50,000.00	0.00	3,825.00	0.00	53,825.00
	PRODUCTION TECH MGR (WHBG)	10	23	2012	\$ 48,000.00	0.00	0.00	0.00	48,000.00	0.00	3,672.00	0.00	51,672.00
2.00	MANAGEMENT TOTALS				98,000.00	0.00	0.00	0.00	98,000.00	0.00	7,497.00	0.00	105,497.00
2.00	TOTAL				98,000.00	0.00	0.00	0.00	98,000.00	0.00	7,497.00	0.00	105,497.00
<b>TOTAL SALARIES, LUMP SUM, OVERTIME, FICA AND FRINGE BENEFITS</b>									<b>98,000.00</b>	<b>0.00</b>	<b>7,497.00</b>	<b>0.00</b>	<b>105,497.00</b>

**NOTE: MEDICAL, SEVERANCE, UNEMPLOYMENT COMPENSATION, AND WORKERS COMPENSATION COSTS ARE REFLECTED IN GENERAL EXPENSES (0188).**

## 2015 Approved Budget

### Expenditure Line Item

#### BUDGET UNIT: 01010114 BUREAU OF COMMUNICATION

Account	2012 Actual	2013 Actual	2014 Actual YTD (11/17)	2014 Adjusted Budget	2015 Approved Budget
414000 SALARIES & WAGES	\$0.00	\$0.00	\$0.00	\$0.00	\$98,000.00
415000 TEMPORARY	\$0.00	\$0.00	\$0.00	\$0.00	\$0.00
<b>414100 SALARIES/WAGES</b>	<b>\$0.00</b>	<b>\$0.00</b>	<b>\$0.00</b>	<b>\$0.00</b>	<b>\$98,000.00</b>
419001 SOCIAL SECURITY	\$0.00	\$0.00	\$0.00	\$0.00	\$7,497.00
419002 MEDICAL	\$0.00	\$0.00	\$0.00	\$0.00	\$0.00
419019 CONCESSIONS & VACANCIES	\$0.00	\$0.00	\$0.00	\$0.00	\$0.00
<b>419100 FRINGE BENEFITS</b>	<b>\$0.00</b>	<b>\$0.00</b>	<b>\$0.00</b>	<b>\$0.00</b>	<b>\$7,497.00</b>
<b>419995 PERSONNEL</b>	<b>\$0.00</b>	<b>\$0.00</b>	<b>\$0.00</b>	<b>\$0.00</b>	<b>\$105,497.00</b>
420010 ADVERTISING	\$0.00	\$0.00	\$0.00	\$0.00	\$220.00
420020 PRINTING	\$0.00	\$0.00	\$0.00	\$0.00	\$0.00
420040 TELEPHONE	\$0.00	\$0.00	\$0.00	\$0.00	\$1,129.00
420050 POSTAGE	\$0.00	\$0.00	\$0.00	\$0.00	\$100.00
<b>420100 COMMUNICATIONS</b>	<b>\$0.00</b>	<b>\$0.00</b>	<b>\$0.00</b>	<b>\$0.00</b>	<b>\$1,449.00</b>
425000 OFFICE EQUIPMENT	\$0.00	\$0.00	\$0.00	\$0.00	\$100.00
425090 MAINT SERV CONTRACT	\$0.00	\$0.00	\$0.00	\$0.00	\$300.00
<b>425100 MAINT &amp; REPAIRS</b>	<b>\$0.00</b>	<b>\$0.00</b>	<b>\$0.00</b>	<b>\$0.00</b>	<b>\$400.00</b>
429001 TUITION/TRAINING	\$0.00	\$0.00	\$0.00	\$0.00	\$0.00
429009 ADMIN/TRUSTEE FEE	\$0.00	\$0.00	\$0.00	\$0.00	\$0.00
429014 CONTRACTED PERSONNEL SVS.	\$0.00	\$0.00	\$0.00	\$0.00	\$0.00
429015 TRAVEL	\$0.00	\$0.00	\$0.00	\$0.00	\$0.00
429017 MEMBERSHIPS	\$0.00	\$0.00	\$0.00	\$0.00	\$0.00
429090 MISC CONTRACTED SRVCS	\$0.00	\$0.00	\$0.00	\$0.00	\$10,000.00
<b>429100 CONTRACTED SRVC</b>	<b>\$0.00</b>	<b>\$0.00</b>	<b>\$0.00</b>	<b>\$0.00</b>	<b>\$10,000.00</b>
<b>429995 SERVICES</b>	<b>\$0.00</b>	<b>\$0.00</b>	<b>\$0.00</b>	<b>\$0.00</b>	<b>\$11,849.00</b>
430002 SOFTWARE	\$0.00	\$0.00	\$0.00	\$0.00	\$0.00
430004 AUDIO-VISUAL	\$0.00	\$0.00	\$0.00	\$0.00	\$3,005.00
430008 DATA PROCESSING	\$0.00	\$0.00	\$0.00	\$0.00	\$0.00
430009 OFFICE	\$0.00	\$0.00	\$0.00	\$0.00	\$300.00
430014 WEARING APPAREL	\$0.00	\$0.00	\$0.00	\$0.00	\$0.00
430099 MISC SUPPLIES AND EXP	\$0.00	\$0.00	\$0.00	\$0.00	\$2,000.00
<b>430100 SUPPLIES &amp; EXP</b>	<b>\$0.00</b>	<b>\$0.00</b>	<b>\$0.00</b>	<b>\$0.00</b>	<b>\$5,305.00</b>
439015 OFFICE EQUIPMENT	\$0.00	\$0.00	\$0.00	\$0.00	\$2,000.00
<b>439100 MINOR CAPITAL</b>	<b>\$0.00</b>	<b>\$0.00</b>	<b>\$0.00</b>	<b>\$0.00</b>	<b>\$2,000.00</b>
<b>439995 SUPPLIES</b>	<b>\$0.00</b>	<b>\$0.00</b>	<b>\$0.00</b>	<b>\$0.00</b>	<b>\$7,305.00</b>
<b>01010114 COMMUNICATION</b>	<b>\$0.00</b>	<b>\$0.00</b>	<b>\$0.00</b>	<b>\$0.00</b>	<b>\$124,651.00</b>

# BUREAU OF RISK MANAGEMENT

The Bureau of Risk Management is responsible for the management of risk, evaluation of risk transfer alternatives, and the acquisition of insurance coverage for City government. With the assistance of the Human Resource Generalist, this Bureau also manages the worker's compensation self-insured program, and in conjunction with the City Solicitor's Office, manages all related litigation cases.

The Bureau is charged with the monitoring of City Government services and business practices to ensure that the City of Harrisburg is in compliance with federal and state anti-discrimination laws and regulations relating to equal opportunity and affirmative action programs. This office executes and assesses the City of Harrisburg's affirmative action/equal opportunity program.

## EXPENDITURE ANALYSIS DETAIL 2015 APPROVED BUDGET

General Fund

0115 Risk Management

Allocation Plan

Position Control

	2014 Adjusted	2015 Approved	JOB CLASSIFICATION	2014 Adjusted	2015 Approved	2014 Adjusted	2015 Approved
PERSONNEL							
Salaries-Mgmt	0	69,000	Director of Risk Mgt/Affir Action	0	1	0	69,000
Fringe Benefits	0	5,279					
			Total Management	0	1	0	69,000
TOTAL	0	74,279					
SERVICES			FICA			0	5,279
Communications	0	720	Total Fringe Benefits			0	5,279
Professional Services	0	0					
Utilities	0	0	TOTAL	0	1	0	74,279
Insurance	0	0					
Rentals	0	0					
Maintenance & Repairs	0	0					
Contracted Services	0	0					
TOTAL	0	720					
SUPPLIES							
Supplies	0	0					
Minor Capital Equipment	0	1,500					
TOTAL	0	1,500					
OTHER	0	0					
TOTAL APPROPRIATION	0	76,499					

**BUREAU OF RISK MANAGEMENT**

RISK MANAGEMENT - 0115

<u>EMPLOYEE</u>	<u>POSITION</u>	<u>ANNIV. / D.O.H.</u>	<u>2014 END OF YR SALARY</u>	<u>2015 GRADE/STEP INCREASE</u>	<u>2015 ANNUAL INCREASE</u>	<u>2015 LONG.</u>	<u>2015 SALARY</u>	<u>2015 LUMP SUM</u>	<u>FICA</u>	<u>FRINGE BENEFITS</u>	<u>TOTAL</u>
	DIRECTOR OF RISK MANAGEMENT/AFFIRMATIVE A	1 1 2015	69,000.00	0.00	0.00	0.00	69,000.00	0.00	5,278.50	0.00	74,278.50
1.00	MANAGEMENT TOTALS		69,000.00	0.00	0.00	0.00	69,000.00	0.00	5,278.50	0.00	74,278.50
1.00	TOTAL		69,000.00	0.00	0.00	0.00	69,000.00	0.00	5,278.50	0.00	74,278.50
<b>TOTAL SALARIES, OVERTIME, FICA AND FRINGE BENEFITS</b>							<b>69,000.00</b>	<b>0.00</b>	<b>5,278.50</b>	<b>0.00</b>	<b>74,278.50</b>

NOTE: MEDICAL, SEVERANCE, UNEMPLOYMENT COMPENSATION, AND WORKERS COMPENSATION COSTS ARE REFLECTED IN GENERAL EXPENSES (0188).



## 2015 Approved Budget

### Expenditure Line Item

#### BUDGET UNIT: 01010115 BUREAU OF RISK MANAGEMENT

Account	2012 Actual	2013 Actual	2014 Actual YTD (11/17)	2014 Adjusted Budget	2015 Approved Budget
414000 SALARIES & WAGES	\$0.00	\$0.00	\$0.00	\$0.00	\$69,000.00
415000 TEMPORARY	\$0.00	\$0.00	\$0.00	\$0.00	\$0.00
<b>414100 SALARIES/WAGES</b>	<b>\$0.00</b>	<b>\$0.00</b>	<b>\$0.00</b>	<b>\$0.00</b>	<b>\$69,000.00</b>
419001 SOCIAL SECURITY	\$0.00	\$0.00	\$0.00	\$0.00	\$5,278.50
419002 MEDICAL	\$0.00	\$0.00	\$0.00	\$0.00	\$0.00
419019 CONCESSIONS & VACANCIES	\$0.00	\$0.00	\$0.00	\$0.00	\$0.00
<b>419100 FRINGE BENEFITS</b>	<b>\$0.00</b>	<b>\$0.00</b>	<b>\$0.00</b>	<b>\$0.00</b>	<b>\$5,278.50</b>
<b>419995 PERSONNEL</b>	<b>\$0.00</b>	<b>\$0.00</b>	<b>\$0.00</b>	<b>\$0.00</b>	<b>\$74,278.50</b>
420010 ADVERTISING	\$0.00	\$0.00	\$0.00	\$0.00	\$0.00
420020 PRINTING	\$0.00	\$0.00	\$0.00	\$0.00	\$0.00
420040 TELEPHONE	\$0.00	\$0.00	\$0.00	\$0.00	\$720.00
420050 POSTAGE	\$0.00	\$0.00	\$0.00	\$0.00	\$0.00
<b>420100 COMMUNICATIONS</b>	<b>\$0.00</b>	<b>\$0.00</b>	<b>\$0.00</b>	<b>\$0.00</b>	<b>\$720.00</b>
<b>429995 SERVICES</b>	<b>\$0.00</b>	<b>\$0.00</b>	<b>\$0.00</b>	<b>\$0.00</b>	<b>\$720.00</b>
430002 SOFTWARE	\$0.00	\$0.00	\$0.00	\$0.00	\$0.00
430004 AUDIO-VISUAL	\$0.00	\$0.00	\$0.00	\$0.00	\$0.00
430008 DATA PROCESSING	\$0.00	\$0.00	\$0.00	\$0.00	\$0.00
430009 OFFICE	\$0.00	\$0.00	\$0.00	\$0.00	\$0.00
430014 WEARING APPAREL	\$0.00	\$0.00	\$0.00	\$0.00	\$0.00
430099 MISC SUPPLIES AND EXP	\$0.00	\$0.00	\$0.00	\$0.00	\$0.00
<b>430100 SUPPLIES &amp; EXP</b>	<b>\$0.00</b>	<b>\$0.00</b>	<b>\$0.00</b>	<b>\$0.00</b>	<b>\$0.00</b>
439015 OFFICE EQUIPMENT	\$0.00	\$0.00	\$0.00	\$0.00	\$1,500.00
<b>439100 MINOR CAPITAL</b>	<b>\$0.00</b>	<b>\$0.00</b>	<b>\$0.00</b>	<b>\$0.00</b>	<b>\$1,500.00</b>
<b>439995 SUPPLIES</b>	<b>\$0.00</b>	<b>\$0.00</b>	<b>\$0.00</b>	<b>\$0.00</b>	<b>\$1,500.00</b>
<b>01010115 RISK MANAGEMENT</b>	<b>\$0.00</b>	<b>\$0.00</b>	<b>\$0.00</b>	<b>\$0.00</b>	<b>\$76,498.50</b>

# BUREAU OF INFORMATION TECHNOLOGY

The Bureau of Information Technology is responsible for the administration of the City's blend of mainframe and network computer systems.

The bureau programs, controls, troubleshoots and monitors a wide array of mainframe-based systems used throughout the City's operations. Examples of these systems include the computerized billing system for property real estate taxes, mercantile taxes and licenses; billings for water, sewer, disposal and refuse charges; human resource management; Treasury accounts receivable system, insurance claims management; field reports for all service calls for police; and Codes licenses, permits, inspections and complaints.

This bureau provides and maintains the METRO police information system, established and owned by the City, which allows numerous suburban, municipal and county agencies to tie into a common police database.

This bureau also provides technical support and maintenance for the City's network of personal computers and laptops; and is responsible for the installation, maintenance, and troubleshooting of servers, routers, switches, and firewalls for the City's Local Area Network (LAN) and Wide Area Network (WAN). Responsibilities extend to troubleshooting of computer software, hardware, peripherals, and related equipment.

Daily responsibilities include: monitoring, configuring, and troubleshooting server backups and restoring systems; monitoring virus activity through a central management console; implementing LAN and local printer services; moving, adding, deleting and upgrading software.

## EXPENDITURE ANALYSIS DETAIL 2015 APPROVED BUDGET

General Fund

0116 Information Technology

Allocation Plan

Position Control

	2014 Adjusted	2015 Approved	JOB CLASSIFICATION	2014 Adjusted	2015 Approved	2014 Adjusted	2015 Approved
PERSONNEL							
Salaries-Mgmt	444,092	367,458	Director of IT	1	1	77,653	77,653
Salaries-BU	47,088	47,521	Network Administrator	1	1	65,000	65,000
Fringe Benefits	(162,424)	31,746	IBM/Mainframe Data Administrator	1	0	67,475	0
			SR. IDMS Programmer	0	1	0	60,000
TOTAL	328,756	446,725	Lead Programmer	1	0	71,068	0
			IDMS DBA/System/Lead Prgm	0	1	0	70,000
SERVICES			System Programmer	1	0	68,007	0
Communications	8,475	8,535	Help Desk/PC Specialist	1	1	44,805	44,805
Professional Services	33,500	33,000	Programmer III	1	0	50,084	0
Utilities	0	0	IDMS Programmer	0	1	0	50,000
Insurance	0	0	Total Management	7	6	444,092	367,458
Rentals	0	0					
Maintenance & Repairs	250,405	185,465	Computer Operator III	1	1	47,088	47,521
Contracted Services	7,000	12,700	Total Bargaining Unit	1	1	47,088	47,521
TOTAL	299,380	239,700					
SUPPLIES			FICA			37,576	31,746
Supplies	110,261	123,915	Concessions			(200,000)	0
Minor Capital Equipment	20,000	4,500	Total Fringe Benefits			(162,424)	31,746
TOTAL	130,261	128,415	TOTAL	8	7	328,756	446,725
OTHER	83,505	93,000					
TOTAL APPROPRIATION	841,902	907,840					

**INFORMATION TECHNOLOGY**

INFORMATION TECHNOLOGY 0116

<u>EMPLOYEE</u>	<u>POSITION</u>	<u>ANNIV. / D.O.H.</u>	<u>2014 END OF YR SALARY</u>	<u>2015 GRADE/STEP INCREASE</u>	<u>2015 ANNUAL INCREASE</u>	<u>2015 LONG.</u>	<u>2015 SALARY</u>	<u>2015 LUMP SUM</u>	<u>FICA</u>	<u>FRINGE BENEFITS</u>	<u>TOTAL</u>
	DIRECTOR - BUREAU OF INFORMATION TECHNOLOGY	11 16 1992	\$ 77,653.00	0.00	0.00	0.00	77,653.00	0.00	5,940.45	0.00	83,593.45
	SR. IDMS PROGRAMMER	8 13 2003	\$ 60,000.00	0.00	0.00	0.00	60,000.00	0.00	4,590.00	0.00	64,590.00
	NETWORK ADMINISTRATOR	1 1 2015	\$ 65,000.00	0.00	0.00	0.00	65,000.00	0.00	4,972.50	0.00	69,972.50
	IDMS PROGRAMMER	1 1 2015	\$ 50,000.00	0.00	0.00	0.00	50,000.00	0.00	3,825.00	0.00	53,825.00
	IDMS DBA / SYSTEM / LEAD PROGRAMMER	1 1 2015	\$ 70,000.00	0.00	0.00	0.00	70,000.00	0.00	5,355.00	0.00	75,355.00
	HELP DESK/PC SPECIALIST	9 8 2014	\$ 36,000.00	8,805.00	0.00	0.00	44,805.00	0.00	3,427.58	0.00	48,232.58
6.00	MANAGEMENT TOTALS		358,653.00	8,805.00	0.00	0.00	367,458.00	0.00	28,110.54	0.00	395,568.54
	COMPUTER OPERATOR III	6 15 1992	\$ 44,708.16	1,456.97	461.65	894.16	47,520.94	0.00	3,635.35	0.00	51,156.29
1.00	BARGAINING UNIT TOTALS		44,708.16	1,456.97	461.65	894.16	47,520.94	0.00	3,635.35	0.00	51,156.29
7.00	TOTAL		403,361.16	10,261.97	461.65	894.16	414,978.94	0.00	31,745.89	0.00	446,724.83
OVERTIME							0.00	0.00	0.00	0.00	0.00
TOTAL SALARIES, LUMP SUM, OVERTIME, FICA AND FRINGE BENEFITS							414,978.94	0.00	31,745.89	0.00	446,724.83

NOTE: MEDICAL, SEVERANCE, UNEMPLOYMENT COMPENSATION, AND WORKERS COMPENSATION COSTS ARE REFLECTED IN GENERAL EXPENSES (0188).

## 2015 Approved Budget

### Expenditure Line Item

**BUDGET UNIT: 01010116 BUREAU OF INFORMATION TECHNOLOGY**

Account	2012 Actual	2013 Actual	2014 Actual YTD (11/17)	2014 Adjusted Budget	2015 Approved Budget
414000 SALARIES & WAGES	\$351,913.08	\$382,954.14	\$229,377.46	\$491,180.00	\$414,978.94
<b>414100 SALARIES/WAGES</b>	<b>\$351,913.08</b>	<b>\$382,954.14</b>	<b>\$229,377.46</b>	<b>\$491,180.00</b>	<b>\$414,978.94</b>
419001 SOCIAL SECURITY	\$26,955.13	\$29,401.38	\$17,547.26	\$37,576.00	\$31,745.89
419019 CONCESSIONS & VACANCIES	\$0.00	\$0.00	\$0.00	(\$200,000.00)	\$0.00
<b>419100 FRINGE BENEFITS</b>	<b>\$26,955.13</b>	<b>\$29,401.38</b>	<b>\$17,547.26</b>	<b>(\$162,424.00)</b>	<b>\$31,745.89</b>
<b>419995 PERSONNEL</b>	<b>\$378,868.21</b>	<b>\$412,355.52</b>	<b>\$246,924.72</b>	<b>\$328,756.00</b>	<b>\$446,724.83</b>
420010 ADVERTISING	\$692.00	\$0.00	\$140.97	\$1,500.00	\$1,800.00
420040 TELEPHONE	\$833.08	\$756.14	\$669.17	\$1,000.00	\$1,660.00
420041 E-MAIL/INTERNET	\$6,364.95	\$5,700.00	\$4,719.22	\$5,900.00	\$5,000.00
420050 POSTAGE	\$6.88	\$34.82	\$2.32	\$75.00	\$75.00
<b>420100 COMMUNICATIONS</b>	<b>\$7,896.91</b>	<b>\$6,490.96</b>	<b>\$5,531.68</b>	<b>\$8,475.00</b>	<b>\$8,535.00</b>
421030 CONSULTING	\$13,490.00	\$27,875.06	\$33,112.09	\$33,500.00	\$33,000.00
<b>421100 PROFESSIONAL SRVC</b>	<b>\$13,490.00</b>	<b>\$27,875.06</b>	<b>\$33,112.09</b>	<b>\$33,500.00</b>	<b>\$33,000.00</b>
425030 BUILDING MAINT	\$0.00	\$0.00	\$0.00	\$1,000.00	\$1,000.00
425080 SERVICE CONTRACTS	\$0.00	\$0.00	\$0.00	\$0.00	\$0.00
425090 MAINT SERV CONTRACT	\$67,637.46	\$62,597.99	\$198,998.30	\$245,904.91	\$179,465.19
425099 OTHER CONT MAINT	\$0.00	\$0.00	\$0.00	\$3,500.00	\$5,000.00
<b>425100 MAINT &amp; REPAIRS</b>	<b>\$67,637.46</b>	<b>\$62,597.99</b>	<b>\$198,998.30</b>	<b>\$250,404.91</b>	<b>\$185,465.19</b>
429001 TUITION/TRAINING	\$0.00	\$0.00	\$0.00	\$2,000.00	\$7,000.00
429015 TRAVEL	\$0.00	\$0.00	\$0.00	\$1,000.00	\$1,300.00
429017 MEMBERSHIPS	\$0.00	\$0.00	\$0.00	\$0.00	\$400.00
429070 STORAGE	\$3,538.00	\$0.00	\$0.00	\$4,000.00	\$4,000.00
429090 MISC CONTRACTED SRVCS	\$0.00	\$0.00	\$0.00	\$0.00	\$0.00
<b>429100 CONTRACTED SRVC</b>	<b>\$3,538.00</b>	<b>\$0.00</b>	<b>\$0.00</b>	<b>\$7,000.00</b>	<b>\$12,700.00</b>
<b>429995 SERVICES</b>	<b>\$92,562.37</b>	<b>\$96,964.01</b>	<b>\$237,642.07</b>	<b>\$299,379.91</b>	<b>\$239,700.19</b>
430001 EDUCATIONAL	\$0.00	\$0.00	\$0.00	\$0.00	\$0.00
430002 SOFTWARE	\$15,077.36	\$15,031.00	\$67,587.91	\$93,372.24	\$102,028.84
430003 SUBSCRIPTIONS	\$0.00	\$0.00	\$0.00	\$0.00	\$0.00
430008 DATA PROCESSING	\$9,925.30	\$1,478.07	\$6,117.77	\$14,003.00	\$10,000.00
430009 OFFICE	\$0.00	\$124.15	\$0.00	\$886.00	\$886.00
430015 WEB SERVICES	\$0.00	\$0.00	\$0.00	\$0.00	\$10,000.00
430051 TIRES & BATTERIES	\$0.00	\$0.00	\$0.00	\$2,000.00	\$0.00
430099 MISC SUPPLIES AND EXP	\$0.00	\$0.00	\$0.00	\$0.00	\$1,000.00
<b>430100 SUPPLIES &amp; EXP</b>	<b>\$25,002.66</b>	<b>\$16,633.22</b>	<b>\$73,705.68</b>	<b>\$110,261.24</b>	<b>\$123,914.84</b>
439015 OFFICE EQUIPMENT	\$11,405.54	\$0.00	\$19,363.61	\$20,000.00	\$4,500.00
<b>439100 MINOR CAPITAL</b>	<b>\$11,405.54</b>	<b>\$0.00</b>	<b>\$19,363.61</b>	<b>\$20,000.00</b>	<b>\$4,500.00</b>
<b>439995 SUPPLIES</b>	<b>\$36,408.20</b>	<b>\$16,633.22</b>	<b>\$93,069.29</b>	<b>\$130,261.24</b>	<b>\$128,414.84</b>
453000 OPERATIONS EQUIPMENT	\$0.00	\$0.00	\$0.00	\$0.00	\$0.00
453049 LEASE PURCHASE	\$1,641.33	\$0.00	\$0.00	\$15,000.00	\$35,000.00
453051 EQUIPMENT-DATA PROCESSING	\$0.00	\$0.00	\$68,505.00	\$68,505.00	\$58,000.00
<b>450100 CAPITAL OUTLAY</b>	<b>\$1,641.33</b>	<b>\$0.00</b>	<b>\$68,505.00</b>	<b>\$83,505.00</b>	<b>\$93,000.00</b>
<b>499995 OTHER</b>	<b>\$1,641.33</b>	<b>\$0.00</b>	<b>\$68,505.00</b>	<b>\$83,505.00</b>	<b>\$93,000.00</b>
<b>01010116 INFORMATION TECH.</b>	<b>\$509,480.11</b>	<b>\$525,952.75</b>	<b>\$646,141.08</b>	<b>\$841,902.15</b>	<b>\$907,839.86</b>

# BUREAU OF HUMAN RESOURCES

The Bureau of Human Resources is comprised of two primary functions: Human Resources Administration and Payroll. Human Resources oversees and administers a wide range of centralized personnel services for City Government including, but not limited to: recruitment for management positions; testing, screening, hiring and processing individuals to fill vacant bargaining-unit positions; enforces civil service rules and regulations and administers the promotional processes, where applicable, for the Harrisburg Police, Fire and Non-Uniform Civil Service Commission; unemployment compensation matters; conducts new hire orientation sessions and exit interviews; labor relations matters; benefits administration, including management of health care for active employees and retirees, pension plans, and leave benefits; worker's compensation program; and drug and alcohol testing. The Bureau assists the Business Administrator and the department directors in developing job descriptions for management and bargaining-unit positions.

Payroll is responsible for processing the City's biweekly payroll, maintaining payroll records and managing federal, state and local tax deductions as well as other mandatory payroll deductions and voluntary contributions. Staff is also responsible for ensuring all withholding reporting requirements are met. Staff works closely with all timekeepers to ensure smooth and accurate payroll processing. Staff also effectuates scheduled salary increases for bargaining-unit employees and merit pay increases based on performance evaluations for management personnel.

## EXPENDITURE ANALYSIS DETAIL 2015 APPROVED BUDGET

General Fund

0117 Human Resources

Allocation Plan			Position Control				
PERSONNEL	2014 Adjusted	2015 Approved	JOB CLASSIFICATION	2014 Adjusted	2015 Approved	2014 Adjusted	2015 Approved
Salaries-Mgmt	305,237	214,342	Director	1	1	74,000	60,000
Fringe Benefits	(59,649)	16,397	Personnel Officer II	1	0	54,842	0
			Personnel Manager	0	1	0	57,342
TOTAL	245,588	230,739	Affirmative Action Officer	1	0	45,000	0
			Benefit Coordinator	1	0	49,500	0
SERVICES			Benefit Admin/ADA Cmpl Officer	0	1	0	54,000
Communications	2,550	2,850	Human Resources Generalist	1	1	47,895	43,000
Professional Services	4,969	5,200	Confidential Secretary	1	0	34,000	0
Utilities	0	0	Total Management	6	4	305,237	214,342
Insurance	0	0					
Rentals	0	0					
Maintenance & Repairs	0	1,045	FICA			23,351	16,397
Contracted Services	37,655	38,155	Concessions			(83,000)	0
TOTAL	45,174	47,250	Total Fringe Benefits			(59,649)	16,397
SUPPLIES			TOTAL	6	4	245,588	230,739
Supplies	1,325	2,400					
Minor Capital Equipment	0	0					
TOTAL	1,325	2,400					
OTHER	0	0					
TOTAL APPROPRIATION	292,087	280,389					

# HUMAN RESOURCES

HUMAN RESOURCES - 0117

<u>EMPLOYEE</u>	<u>POSITION</u>	<u>ANNIV. / D.O.H.</u>	<u>2014 END OF YR SALARY</u>	<u>2015 GRADE/STEP INCREASE</u>	<u>2015 ANNUAL INCREASE</u>	<u>2015 LONG.</u>	<u>2015 SALARY</u>	<u>2015 LUMP SUM</u>	<u>FICA</u>	<u>FRINGE BENEFITS</u>	<u>TOTAL</u>
	DIRECTOR OF HUMAN RESOURCES	1 1 2015	\$ 60,000.00	0.00	0.00	0.00	60,000.00	0.00	4,590.00	0.00	64,590.00
	PERSONNEL MANAGER	1 22 1990	\$ 54,841.63	0.00	2,500.00	0.00	57,341.63	0.00	4,386.63	0.00	61,728.26
	BENEFITS ADMINISTRATOR/ADA COMPL. OFFICER	6 1 2009	\$ 49,500.00	0.00	4,500.00	0.00	54,000.00	0.00	4,131.00	0.00	58,131.00
	HUMAN RESOURCES GENERALIST	3 17 2014	\$ 43,000.00	0.00	0.00	0.00	43,000.00	0.00	3,289.50	0.00	46,289.50
4.00	MANAGEMENT TOTALS		207,341.63	0.00	7,000.00	0.00	214,341.63	0.00	16,397.13	0.00	230,738.76
4.00	TOTAL		207,341.63	0.00	7,000.00	0.00	214,341.63	0.00	16,397.13	0.00	230,738.76
TOTAL SALARIES, LUMP SUM, OVERTIME, FICA AND FRINGE BENEFITS							214,341.63	0.00	16,397.13	0.00	230,738.76

NOTE: MEDICAL, SEVERANCE, UNEMPLOYMENT COMPENSATION, AND WORKERS COMPENSATION COSTS ARE REFLECTED IN GENERAL EXPENSES (0188).

## 2015 Approved Budget

### Expenditure Line Item

#### BUDGET UNIT: 01010117 BUREAU OF HUMAN RESOURCES

Account	2012 Actual	2013 Actual	2014 Actual YTD (11/17)	2014 Adjusted Budget	2015 Approved Budget
414000 SALARIES & WAGES	\$298,916.72	\$294,591.91	\$189,485.81	\$305,237.00	\$214,341.63
<b>414100 SALARIES/WAGES</b>	<b>\$298,916.72</b>	<b>\$294,591.91</b>	<b>\$189,485.81</b>	<b>\$305,237.00</b>	<b>\$214,341.63</b>
419001 SOCIAL SECURITY	\$23,029.57	\$23,027.20	\$14,495.75	\$23,351.00	\$16,397.13
419002 MEDICAL	\$0.00	\$0.00	\$0.00	\$0.00	\$0.00
419019 CONCESSIONS & VACANCIES	\$0.00	\$0.00	\$0.00	(\$83,000.00)	\$0.00
<b>419100 FRINGE BENEFITS</b>	<b>\$23,029.57</b>	<b>\$23,027.20</b>	<b>\$14,495.75</b>	<b>(\$59,649.00)</b>	<b>\$16,397.13</b>
<b>419995 PERSONNEL</b>	<b>\$321,946.29</b>	<b>\$317,619.11</b>	<b>\$203,981.56</b>	<b>\$245,588.00</b>	<b>\$230,738.76</b>
420010 ADVERTISING	\$0.00	\$0.00	\$0.00	\$350.00	\$350.00
420020 PRINTING	\$0.00	\$115.39	\$0.00	\$400.00	\$1,000.00
420050 POSTAGE	\$1,374.58	\$1,865.07	\$619.54	\$1,800.00	\$1,500.00
<b>420100 COMMUNICATIONS</b>	<b>\$1,374.58</b>	<b>\$1,980.46</b>	<b>\$619.54</b>	<b>\$2,550.00</b>	<b>\$2,850.00</b>
421010 LEGAL	\$0.00	\$0.00	\$0.00	\$0.00	\$0.00
421050 OTHER PROFESSIONAL FEES	\$0.00	\$0.00	\$0.00	\$500.00	\$500.00
421051 NON-CDL DRUG/ALC/MED TEST	\$970.00	\$1,032.81	\$1,000.00	\$1,632.00	\$1,700.00
421052 CDL DRUG/ALC/MED TESTING	\$2,328.00	\$2,316.19	\$1,500.00	\$1,836.50	\$2,000.00
421053 CREDIT REPORTS	\$561.77	\$605.64	\$500.00	\$1,000.00	\$1,000.00
421054 CRIMINAL HIST RPTS	\$102.90	\$0.00	\$0.00	\$0.00	\$0.00
421055 CHILD ABUSE HIST CLEARANC	\$0.00	\$0.00	\$0.00	\$0.00	\$0.00
<b>421100 PROFESSIONAL SRVC</b>	<b>\$3,962.67</b>	<b>\$3,954.64</b>	<b>\$3,000.00</b>	<b>\$4,968.50</b>	<b>\$5,200.00</b>
425090 MAINT SERV CONTRACT	\$0.00	\$0.00	\$0.00	\$0.00	\$1,045.50
<b>425100 MAINT &amp; REPAIRS</b>	<b>\$0.00</b>	<b>\$0.00</b>	<b>\$0.00</b>	<b>\$0.00</b>	<b>\$1,045.50</b>
429001 TUITION/TRAINING	\$0.00	\$403.08	\$0.00	\$0.00	\$500.00
429009 ADMIN/TRUSTEE FEE	\$38.17	\$0.00	\$79.80	\$119.00	\$119.00
429014 CONTRACTED PERSONNEL SVS.	\$34,038.58	\$37,603.12	\$37,176.00	\$37,176.00	\$37,176.00
429016 CONFERENCES	\$0.00	\$0.00	\$0.00	\$0.00	\$0.00
429017 MEMBERSHIPS	\$380.00	\$180.00	\$0.00	\$360.00	\$360.00
429090 MISC CONTRACTED SRVCS	\$0.00	\$0.00	\$0.00	\$0.00	\$0.00
<b>429100 CONTRACTED SRVC</b>	<b>\$34,456.75</b>	<b>\$38,186.20</b>	<b>\$37,255.80</b>	<b>\$37,655.00</b>	<b>\$38,155.00</b>
<b>429995 SERVICES</b>	<b>\$39,794.00</b>	<b>\$44,121.30</b>	<b>\$40,875.34</b>	<b>\$45,173.50</b>	<b>\$47,250.50</b>
430001 EDUCATIONAL	\$0.00	\$0.00	\$0.00	\$220.00	\$600.00
430002 SOFTWARE	\$0.00	\$0.00	\$0.00	\$0.00	\$500.00
430003 SUBSCRIPTIONS	\$151.85	\$0.00	\$0.00	\$305.00	\$300.00
430006 PHOTOGRAPHY	\$0.00	\$1,217.39	\$246.00	\$400.00	\$500.00
430009 OFFICE	\$523.28	\$154.90	\$31.84	\$400.00	\$500.00
<b>430100 SUPPLIES &amp; EXP</b>	<b>\$675.13</b>	<b>\$1,372.29</b>	<b>\$277.84</b>	<b>\$1,325.00</b>	<b>\$2,400.00</b>
<b>439995 SUPPLIES</b>	<b>\$675.13</b>	<b>\$1,372.29</b>	<b>\$277.84</b>	<b>\$1,325.00</b>	<b>\$2,400.00</b>
<b>01010117 HUMAN RESOURCES</b>	<b>\$362,415.42</b>	<b>\$363,112.70</b>	<b>\$245,134.74</b>	<b>\$292,086.50</b>	<b>\$280,389.26</b>

# BUREAU OF OPERATIONS AND REVENUE

The Bureau of Operations and Revenue provides billing and collection services for water, sewer, sewer maintenance, refuse and disposal services on behalf of the City and Capital Region Water. Within the Bureau, the Billing and Collection unit is responsible for collection activity of all delinquent utility accounts up to, and including, water termination. Should those actions fail, this unit also initiates legal action.

Also within this bureau, the Tax and Enforcement unit bills and collects mercantile, business privilege, parking, and amusement taxes as well as various license fees for the City and the Harrisburg School District. This unit also administers the dog licensing program and manages all activities associated with the City's burglar and fire alarm program. A civil collection program is in place to collect all delinquent taxes.

The Bureau also includes the Duplication Center which is responsible for the daily handling of incoming and outgoing mail, processing printing jobs for all City departments and the distribution of office supplies.

In addition, the Bureau of Operations and Revenue was also responsible for administering the City's telephone system, which was subsequently transferred to the Bureau of Information Technology in mid-2011.

The Bureau's Billing and Collection Unit was transferred as full time employees of Capital Region Water effective November 4, 2013.

## EXPENDITURE ANALYSIS DETAIL 2015 APPROVED BUDGET

General Fund

0124 Operations and Revenue

Allocation Plan		Position Control	
		JOB CLASSIFICATION	
	2014 Adjusted	2015 Approved	
PERSONNEL			
Salaries-Mgmt	58,000	60,900	Tax & Enforcement Administrator
Salaries-BU	116,089	117,227	
Overtime	1,500	500	Total Management
Fringe Benefits	(15,568)	13,665	
TOTAL	160,021	192,292	
SERVICES			
Communications	135,100	104,460	Revenue Generalist
Professional Services	5,300	6,000	Administrative Assistant I
Utilities	171,807	0	Central Support Assistant II
Insurance	0	0	
Rentals	0	0	Total Bargaining Unit
Maintenance & Repairs	81,608	55,000	
Contracted Services	4,790	991	Overtime
TOTAL	398,605	166,451	FICA
			Concessions
			Total Fringe Benefits
			TOTAL
SUPPLIES			
Supplies	28,200	27,000	
Minor Capital Equipment	0	0	
TOTAL	28,200	27,000	
OTHER	4,530	1,195	
TOTAL APPROPRIATION	591,356	386,938	

2014 Adjusted	2015 Approved	2014 Adjusted	2015 Approved
1	1	58,000	60,900
1	1	58,000	60,900
1	1	37,936	38,308
1	1	39,090	39,473
1	1	39,063	39,446
3	3	116,089	117,227
		1,500	500
		13,432	13,665
		(29,000)	0
		(15,568)	13,665
4	4	160,021	192,292



**OPERATIONS & REVENUE**

Operation and Revenue 0124

<u>EMPLOYEE</u>	<u>POSITION</u>	<u>ANNIV. / D.O.B.</u>	<u>2014 END OF YR SALARY</u>	<u>2015 GRADE/STEP INCREASE</u>	<u>2015 ANNUAL INCREASE</u>	<u>2015 LONG.</u>	<u>2015 SALARY</u>	<u>2015 LUMP SUM</u>	<u>FICA</u>	<u>FRINGE BENEFITS</u>	<u>TOTAL</u>
	TAX & ENFORCEMENT ADMINISTRATOR	10 21 1996	\$ 58,000.00	2,900.00	0.00	0.00	60,900.00	0.00	4,658.85	0.00	65,558.85
1.00	MANAGEMENT TOTALS		58,000.00	2,900.00	0.00	0.00	60,900.00	0.00	4,658.85	0.00	65,558.85
	CENTRAL SUPPORT ASSISTANT II	7 20 1987	\$ 38,297.49	0.00	382.97	765.95	39,446.41	0.00	3,017.65	0.00	42,464.07
	REVENUE GENERALIST	7 8 1991	\$ 37,191.73	0.00	371.92	743.83	38,307.48	0.00	2,930.52	0.00	41,238.00
	ADMINISTRATIVE ASSISTANT I	1 1 1993	\$ 38,323.49	0.00	383.23	766.47	39,473.19	0.00	3,019.70	0.00	42,492.89
3.00	BARGAINING UNIT TOTALS		113,812.71	0.00	1,138.13	2,276.25	117,227.09	0.00	8,967.87	0.00	126,194.96
4.00	TOTAL		171,812.71	2,900.00	1,138.13	2,276.25	178,127.09	0.00	13,626.72	0.00	191,753.81
OVERTIME							500.00	0.00	38.00	0.00	538.00
TOTAL SALARIES, LUMP SUM, OVERTIME, FICA AND FRINGE BENEFITS							178,627.09	0.00	13,664.72	0.00	192,291.81

NOTE: MEDICAL, SEVERANCE, UNEMPLOYMENT COMPENSATION, AND WORKERS COMPENSATION COSTS ARE REFLECTED IN GENERAL EXPENSES (0188).


## 2015 Approved Budget

### Expenditure Line Item

**BUDGET UNIT: 01010124 BUREAU OF OPERATIONS & REVENUE**

Account	2012 Actual	2013 Actual	2014 Actual YTD (11/17)	2014 Adjusted Budget	2015 Approved Budget
414000 SALARIES & WAGES	\$364,114.42	\$351,401.82	\$121,646.44	\$174,089.00	\$178,127.09
416000 OVERTIME	\$14.67	\$248.57	\$307.42	\$1,500.00	\$500.00
<b>414100 SALARIES/WAGES</b>	<b>\$364,129.09</b>	<b>\$351,650.39</b>	<b>\$121,953.86</b>	<b>\$175,589.00</b>	<b>\$178,627.09</b>
419001 SOCIAL SECURITY	\$27,855.58	\$26,932.65	\$9,329.52	\$13,432.00	\$13,664.72
419019 CONCESSIONS & VACANCIES	\$0.00	\$0.00	\$0.00	(\$29,000.00)	\$0.00
<b>419100 FRINGE BENEFITS</b>	<b>\$27,855.58</b>	<b>\$26,932.65</b>	<b>\$9,329.52</b>	<b>(\$15,568.00)</b>	<b>\$13,664.72</b>
<b>419995 PERSONNEL</b>	<b>\$391,984.67</b>	<b>\$378,583.04</b>	<b>\$131,283.38</b>	<b>\$160,021.00</b>	<b>\$192,291.81</b>
420010 ADVERTISING	\$686.08	\$0.00	\$0.00	\$0.00	\$0.00
420020 PRINTING	\$3,537.00	\$4,330.20	\$4,371.93	\$4,400.00	\$4,000.00
420040 TELEPHONE	\$493.02	\$545.44	\$378.82	\$700.00	\$460.00
420050 POSTAGE	\$117,759.45	\$126,962.68	\$84,690.45	\$130,000.00	\$100,000.00
<b>420100 COMMUNICATIONS</b>	<b>\$122,475.55</b>	<b>\$131,838.32</b>	<b>\$89,441.20</b>	<b>\$135,100.00</b>	<b>\$104,460.00</b>
421040 COLLECTION(OPT & LIENS)	\$4,489.00	\$3,663.00	\$0.00	\$4,100.00	\$2,000.00
421080 FILING FEES	\$443.50	\$871.00	\$0.00	\$1,200.00	\$4,000.00
<b>421100 PROFESSIONAL SRVC</b>	<b>\$4,932.50</b>	<b>\$4,534.00</b>	<b>\$0.00</b>	<b>\$5,300.00</b>	<b>\$6,000.00</b>
422080 SEWERAGE MAINT CHARGES	\$0.00	\$0.00	\$157,104.00	\$171,807.00	\$0.00
<b>422100 UTILITIES &amp; SRVC</b>	<b>\$0.00</b>	<b>\$0.00</b>	<b>\$157,104.00</b>	<b>\$171,807.00</b>	<b>\$0.00</b>
425090 MAINT SERV CONTRACT	\$63,851.48	\$49,942.22	\$45,181.47	\$81,608.00	\$55,000.00
<b>425100 MAINT &amp; REPAIRS</b>	<b>\$63,851.48</b>	<b>\$49,942.22</b>	<b>\$45,181.47</b>	<b>\$81,608.00</b>	<b>\$55,000.00</b>
429009 ADMIN/TRUSTEE FEE	\$38.45	\$0.00	\$39.90	\$40.00	\$41.10
429016 CONFERENCES	\$0.00	\$150.00	\$250.00	\$700.00	\$400.00
429017 MEMBERSHIPS	\$50.00	\$50.00	\$0.00	\$50.00	\$50.00
429018 PERMITS	\$380.00	\$0.00	\$0.00	\$0.00	\$0.00
429090 MISC CONTRACTED SRVCS	\$3,304.41	\$943.27	\$500.96	\$4,000.00	\$500.00
<b>429100 CONTRACTED SRVC</b>	<b>\$3,772.86</b>	<b>\$1,143.27</b>	<b>\$790.86</b>	<b>\$4,790.00</b>	<b>\$991.10</b>
<b>429995 SERVICES</b>	<b>\$195,032.39</b>	<b>\$187,457.81</b>	<b>\$292,517.53</b>	<b>\$398,605.00</b>	<b>\$166,451.10</b>
430002 SOFTWARE	\$0.00	\$0.00	\$0.00	\$0.00	\$0.00
430003 SUBSCRIPTIONS	\$0.00	\$0.00	\$0.00	\$0.00	\$0.00
430005 DUPLICATING	\$17,038.34	\$19,995.40	\$23,000.00	\$23,000.00	\$20,000.00
430006 PHOTOGRAPHY	\$0.00	\$0.00	\$0.00	\$0.00	\$0.00
430009 OFFICE	\$6,029.23	\$9,679.34	\$5,151.01	\$5,000.00	\$7,000.00
430014 WEARING APPAREL	\$0.00	\$0.00	\$0.00	\$200.00	\$0.00
430099 MISC SUPPLIES AND EXP	\$0.00	\$0.00	\$0.00	\$0.00	\$0.00
<b>430100 SUPPLIES &amp; EXP</b>	<b>\$23,067.57</b>	<b>\$29,674.74</b>	<b>\$28,151.01</b>	<b>\$28,200.00</b>	<b>\$27,000.00</b>
<b>439995 SUPPLIES</b>	<b>\$23,067.57</b>	<b>\$29,674.74</b>	<b>\$28,151.01</b>	<b>\$28,200.00</b>	<b>\$27,000.00</b>
452000 BUILDINGS AND STRUCTURES	\$0.00	\$0.00	\$0.00	\$0.00	\$0.00
453000 OPERATIONS EQUIPMENT	\$23.93	\$0.00	\$0.00	\$0.00	\$0.00
453049 LEASE PURCHASE	\$0.00	\$0.00	\$4,527.92	\$4,530.00	\$1,195.00
<b>450100 CAPITAL OUTLAY</b>	<b>\$23.93</b>	<b>\$0.00</b>	<b>\$4,527.92</b>	<b>\$4,530.00</b>	<b>\$1,195.00</b>
486000 PYMT OF PRIOR YR EXPEND.	\$0.00	\$0.00	\$0.00	\$0.00	\$0.00
<b>480100 NON-EXP ITEMS</b>	<b>\$0.00</b>	<b>\$0.00</b>	<b>\$0.00</b>	<b>\$0.00</b>	<b>\$0.00</b>
<b>499995 OTHER</b>	<b>\$23.93</b>	<b>\$0.00</b>	<b>\$4,527.92</b>	<b>\$4,530.00</b>	<b>\$1,195.00</b>
<b>01010124 OPERATIONS &amp; REVENUE</b>	<b>\$610,108.56</b>	<b>\$595,715.59</b>	<b>\$456,479.84</b>	<b>\$591,356.00</b>	<b>\$386,937.91</b>

**DEPARTMENT OF COMMUNITY AND  
ECONOMIC DEVELOPMENT**



EXPENDITURE ANALYSIS SUMMARY  
2015 APPROVED BUDGET

	2012 Actual	2013 Actual	2014 Actual YTD (11/17)	2014 Adjusted Budget	2015 Approved Budget
<b>DEPARTMENT OF COMMUNITY AND ECONOMIC DEVELOPMENT</b>					
<u><b>0134 OFFICE OF THE DIRECTOR</b></u>					
Personnel	83,367	82,497	0	0	26,913
Services	1	0	0	0	0
Supplies	0	0	0	0	0
Other	0	0	0	0	0
TOTALS	83,368	82,497	0	0	26,913
<u><b>0135 BUREAU OF PLANNING</b></u>					
Personnel	9,860	19,837	49,316	62,703	97,703
Services	35,326	41,094	33,955	43,545	218,545
Supplies	0	164	139	2,300	2,300
Other	0	0	0	0	0
TOTALS	45,186	61,095	83,410	108,548	318,548
<u><b>0139 BUREAU OF BUSINESS DEVELOPMENT</b></u>					
Personnel	20,290	41,453	41,769	52,415	59,207
Services	11,364	3,494	1,249	2,519	0
Supplies	445	5,837	7,991	10,920	0
Other	0	0	0	0	0
TOTALS	32,100	50,784	51,009	65,854	59,207
<u><b>0180 BUREAU OF PARKS &amp; RECREATION</b></u>					
Personnel	334,160	392,568	362,440	399,202	365,023
Services	6,158	4,918	44,152	94,807	53,600
Supplies	121	942	3,259	3,265	6,000
Other	0	0	0	0	0
TOTALS	340,439	398,428	409,851	497,274	424,623
<u><b>0181 BUREAU OF ARTS, CULTURE AND TOURISM</b></u>					
Personnel	0	0	0	0	48,443
Services	0	0	0	0	0
Supplies	0	0	0	0	0
Other	0	0	0	0	0
TOTALS	0	0	0	0	48,443

EXPENDITURE ANALYSIS SUMMARY  
2015 APPROVED BUDGET

	2012 Actual	2013 Actual	2014 Actual YTD (11/17)	2014 Adjusted Budget	2015 Approved Budget
TOTAL DEPARTMENT OF COMMUNITY AND ECONOMIC DEVELOPMENT					
Personnel	447,677	536,355	453,525	514,320	597,289
Services	52,850	49,506	79,356	140,871	272,145
Supplies	566	6,943	11,389	16,485	8,300
Other	0	0	0	0	0
TOTAL EXPENDITURES	<u>501,094</u>	<u>592,804</u>	<u>544,270</u>	<u>671,676</u>	<u>877,734</u>

POSITION ANALYSIS SUMMARY  
2015 APPROVED BUDGET

	2012 Actual	2013 Actual	2014 Actual YTD (11/17)	2014 Adjusted Budget	2015 Approved Budget
COMMUNITY AND ECONOMIC DEVELOPMENT					
Office of the Director	1.00	1.00	0.00	0.00	0.28
Planning	1.00	0.34	1.65	1.65	1.65
Business Development	1.00	1.00	2.00	2.00	1.00
Parks & Recreation	4.00	4.00	4.00	4.00	4.00
Arts, Culture and Tourism	0.00	0.00	0.00	0.00	1.00
	<hr/>	<hr/>	<hr/>	<hr/>	<hr/>
TOTAL POSITIONS	7.00	6.34	7.65	7.65	7.93

# OFFICE OF THE DIRECTOR

The Department of Community and Economic Development works to improve neighborhoods, promote business and residential development, and expand resources available for local projects.

The Director oversees the Bureaus of Planning, Business Development, Housing (Grant Funded), Arts, Culture and Tourism and Parks & Recreation.

The Office of the Director represents the City on numerous boards for planning, transportation, housing, health, and employment. The Office conducts feasibility studies; develops specifications; conducts public bids or requests for proposals; and provides management oversight on such projects as the Market Place Townhomes, Broad Street Market and Maclay Street Apartments.

## EXPENDITURE ANALYSIS DETAIL 2015 APPROVED BUDGET

General Fund

0134 Director

Allocation Plan			Position Control				
PERSONNEL	2014 Adjusted	2015 Approved	JOB CLASSIFICATION	2014 Adjusted	2015 Approved	2014 Adjusted	2015 Approved
Salaries-Mgmt	0	25,000	Director (28%)	0	0.28	0	25,000
Fringe Benefits	0	1,913					
			Total Management	0	0.28	0	25,000
TOTAL	0	26,913					
SERVICES			FICA			0	1,913
Communications	0	0	Total Fringe Benefits			0	1,913
Professional Services	0	0					
Utilities	0	0	TOTAL	0	0.28	0	26,913
Insurance	0	0					
Rentals	0	0					
Maintenance & Repairs	0	0					
Contracted Services	0	0					
TOTAL	0	0					
SUPPLIES							
Supplies	0	0					
Minor Capital Equipment	0	0					
TOTAL	0	0					
OTHER	0	0					
TOTAL APPROPRIATION	0	26,913					

**COMMUNITY AND ECONOMIC DEVELOPMENT**

DIRECTOR - 0134

<u>EMPLOYEE</u>	<u>POSITION</u>	<u>ANNIV. / D.O.H.</u>	<u>2014 END OF YR SALARY</u>	<u>2015 GRADE/STEP INCREASE</u>	<u>2015 ANNUAL INCREASE</u>	<u>2015 LONG.</u>	<u>2015 SALARY</u>	<u>2015 LUMP SUM</u>	<u>FICA</u>	<u>FRINGE BENEFITS</u>	<u>TOTAL</u>
	DIRECTOR OF DCED (28%)	1 6 2014	25,000.00	0.00	0.00	0.00	25,000.00	0.00	1,912.50	0.00	26,912.50
0.28	MANAGEMENT TOTALS		25,000.00	0.00	0.00	0.00	25,000.00	0.00	1,912.50	0.00	26,912.50
0.28	TOTAL		25,000.00	0.00	0.00	0.00	25,000.00	0.00	1,912.50	0.00	26,912.50
<b>TOTAL SALARIES, OVERTIME, FICA AND FRINGE BENEFITS</b>							<b>25,000.00</b>	<b>0.00</b>	<b>1,912.50</b>	<b>0.00</b>	<b>26,912.50</b>

NOTE: MEDICAL, SEVERANCE, UNEMPLOYMENT COMPENSATION, AND WORKERS COMPENSATION COSTS ARE REFLECTED IN GENERAL EXPENSES (0188).



## 2015 Approved Budget

### Expenditure Line Item

**BUDGET UNIT: 01030134 OFFICE OF DCED DIRECTOR**

Account	2012 Actual	2013 Actual	2014 Actual YTD (11/17)	2014 Adjusted Budget	2015 Approved Budget
414000 SALARIES & WAGES	\$77,400.00	\$76,530.00	\$0.00	\$0.00	\$25,000.00
<b>414100 SALARIES/WAGES</b>	<b>\$77,400.00</b>	<b>\$76,530.00</b>	<b>\$0.00</b>	<b>\$0.00</b>	<b>\$25,000.00</b>
419001 SOCIAL SECURITY	\$5,967.00	\$5,967.00	\$0.00	\$0.00	\$1,912.50
419002 MEDICAL	\$0.00	\$0.00	\$0.00	\$0.00	\$0.00
<b>419100 FRINGE BENEFITS</b>	<b>\$5,967.00</b>	<b>\$5,967.00</b>	<b>\$0.00</b>	<b>\$0.00</b>	<b>\$1,912.50</b>
<b>419995 PERSONNEL</b>	<b>\$83,367.00</b>	<b>\$82,497.00</b>	<b>\$0.00</b>	<b>\$0.00</b>	<b>\$26,912.50</b>
420010 ADVERTISING	\$0.00	\$0.00	\$0.00	\$0.00	\$0.00
420050 POSTAGE	\$1.35	\$0.00	\$0.00	\$0.00	\$0.00
<b>420100 COMMUNICATIONS</b>	<b>\$1.35</b>	<b>\$0.00</b>	<b>\$0.00</b>	<b>\$0.00</b>	<b>\$0.00</b>
429009 ADMIN/TRUSTEE FEE	\$0.00	\$0.00	\$0.00	\$0.00	\$0.00
429016 CONFERENCES	\$0.00	\$0.00	\$0.00	\$0.00	\$0.00
429017 MEMBERSHIPS	\$0.00	\$0.00	\$0.00	\$0.00	\$0.00
<b>429100 CONTRACTED SRVC</b>	<b>\$0.00</b>	<b>\$0.00</b>	<b>\$0.00</b>	<b>\$0.00</b>	<b>\$0.00</b>
<b>429995 SERVICES</b>	<b>\$1.35</b>	<b>\$0.00</b>	<b>\$0.00</b>	<b>\$0.00</b>	<b>\$0.00</b>
<b>01030134 DCED DIRECTOR</b>	<b>\$83,368.35</b>	<b>\$82,497.00</b>	<b>\$0.00</b>	<b>\$0.00</b>	<b>\$26,912.50</b>

## BUREAU OF PLANNING

The Bureau of Planning promotes development and reinvestment in the City of Harrisburg in order to preserve neighborhoods while fostering economic development. The Planning Bureau reviews development proposals to insure that new development is consistent with the City's Comprehensive Plan as well as the Zoning Code and the Subdivision and Land Development Code. The Planning Bureau provides staff support to three citizen land use boards: the Harrisburg Planning Commission, the Zoning Hearing Board, and the Harrisburg Architectural Review Board (HARB).

In addition to its core responsibilities of current and long-range planning, the Bureau is also the primary contact for Census preparation efforts as well as land development review, architectural compliance, and assistance in the preparation of maps to support planning efforts.

The Planning Bureau's most significant project is the completion of the new Zoning Code for the City of Harrisburg and completion of the Historic District Design and Preservation Guide. The Bureau is also assisting with the completion of a revised City Comprehensive Plan.

### EXPENDITURE ANALYSIS DETAIL 2015 APPROVED BUDGET

General Fund

0135 Planning

Allocation Plan			Position Control						
PERSONNEL	2014	2015	JOB CLASSIFICATION	2014	2015	2014	2015		
	Adjusted	Approved		Adjusted	Approved	Adjusted	Approved		
	Salaries-Mgmt	90,760		90,760	Director of Planning	0.65	0.65	45,760	45,760
	Fringe Benefits	(28,057)		6,943	Crt Planner/Zon Officer	1.00	1.00	45,000	45,000
TOTAL	62,703	97,703	Total Management	1.65	1.65	90,760	90,760		
SERVICES			FICA			6,943	6,943		
Communications	17,000	17,000	Concessions			(35,000)	0		
Professional Services	26,350	201,350							
Utilities	0	0	Total Fringe Benefits			(28,057)	6,943		
Insurance	0	0							
Rentals	0	0	TOTAL	1.65	1.65	62,703	97,703		
Maintenance & Repairs	0	0							
Contracted Services	195	195							
TOTAL	43,545	218,545							
SUPPLIES									
Supplies	2,300	2,300							
Minor Capital Equipment	0	0							
TOTAL	2,300	2,300							
OTHER	0	0							
TOTAL APPROPRIATION	108,548	318,548							

**COMMUNITY AND ECONOMIC DEVELOPMENT**

PLANNING - 0135

<u>EMPLOYEE</u>	<u>POSITION</u>	<u>ANNIV. / D.O.B.</u>	<u>2014 END OF YR SALARY</u>	<u>2015 GRADE/STEP INCREASE</u>	<u>2015 ANNUAL INCREASE</u>	<u>2015 LONG.</u>	<u>2015 SALARY</u>	<u>2015 LUMP SUM</u>	<u>FICA</u>	<u>FRINGE BENEFITS</u>	<u>TOTAL</u>
	DIRECTOR OF PLANNING ( 65% )	12 27 2012	45,760.00	0.00	0.00	0.00	45,760.00	0.00	3,500.64	0.00	49,260.64
	CURRENT PLANNER/ZONING OFFICER	8 11 2014	45,000.00	0.00	0.00	0.00	45,000.00	0.00	3,442.50	0.00	48,442.50
1.65	MANAGEMENT TOTALS		90,760.00	0.00	0.00	0.00	90,760.00	0.00	6,943.14	0.00	97,703.14
1.65	TOTAL		90,760.00	0.00	0.00	0.00	90,760.00	0.00	6,943.14	0.00	97,703.14
<b>TOTAL SALARIES, OVERTIME, FICA AND FRINGE BENEFITS</b>							<b>90,760.00</b>	<b>0.00</b>	<b>6,943.14</b>	<b>0.00</b>	<b>97,703.14</b>

NOTE: MEDICAL, SEVERANCE, UNEMPLOYMENT COMPENSATION, AND WORKERS COMPENSATION COSTS ARE REFLECTED IN GENERAL EXPENSES (0188).

## 2015 Approved Budget

### Expenditure Line Item

**BUDGET UNIT: 01030135 BUREAU OF PLANNING**

Account	2012 Actual	2013 Actual	2014 Actual YTD (11/17)	2014 Adjusted Budget	2015 Approved Budget
414000 SALARIES & WAGES	\$9,158.83	\$18,404.02	\$45,811.18	\$90,760.00	\$90,760.00
<b>414100 SALARIES/WAGES</b>	<b>\$9,158.83</b>	<b>\$18,404.02</b>	<b>\$45,811.18</b>	<b>\$90,760.00</b>	<b>\$90,760.00</b>
419001 SOCIAL SECURITY	\$700.80	\$1,432.80	\$3,504.60	\$6,943.00	\$6,943.14
419002 MEDICAL	\$0.00	\$0.00	\$0.00	\$0.00	\$0.00
419019 CONCESSIONS & VACANCIES	\$0.00	\$0.00	\$0.00	(\$35,000.00)	\$0.00
<b>419100 FRINGE BENEFITS</b>	<b>\$700.80</b>	<b>\$1,432.80</b>	<b>\$3,504.60</b>	<b>(\$28,057.00)</b>	<b>\$6,943.14</b>
<b>419995 PERSONNEL</b>	<b>\$9,859.63</b>	<b>\$19,836.82</b>	<b>\$49,315.78</b>	<b>\$62,703.00</b>	<b>\$97,703.14</b>
420010 ADVERTISING	\$10,048.22	\$13,457.84	\$8,240.28	\$14,000.00	\$14,000.00
420020 PRINTING	\$0.00	\$0.00	\$806.68	\$2,500.00	\$2,500.00
420030 PHOTOGRAPHY	\$0.00	\$0.00	\$0.00	\$0.00	\$0.00
420050 POSTAGE	\$52.12	\$260.93	\$98.69	\$500.00	\$500.00
<b>420100 COMMUNICATIONS</b>	<b>\$10,100.34</b>	<b>\$13,718.77</b>	<b>\$9,145.65</b>	<b>\$17,000.00</b>	<b>\$17,000.00</b>
421010 LEGAL	\$3,939.05	\$24,794.83	\$24,000.00	\$24,000.00	\$24,000.00
421020 AUDIT	\$0.00	\$0.00	\$0.00	\$0.00	\$0.00
421030 CONSULTING	\$0.00	\$0.00	\$0.00	\$0.00	\$175,000.00
421050 OTHER PROFESSIONAL FEES	\$19,671.97	\$1,200.00	\$0.00	\$0.00	\$0.00
421060 STENOGRAPHER	\$1,615.00	\$1,380.00	\$810.00	\$2,350.00	\$2,350.00
<b>421100 PROFESSIONAL SRVC</b>	<b>\$25,226.02</b>	<b>\$27,374.83</b>	<b>\$24,810.00</b>	<b>\$26,350.00</b>	<b>\$201,350.00</b>
425090 MAINT SERV CONTRACT	\$0.00	\$0.00	\$0.00	\$0.00	\$0.00
<b>425100 MAINT &amp; REPAIRS</b>	<b>\$0.00</b>	<b>\$0.00</b>	<b>\$0.00</b>	<b>\$0.00</b>	<b>\$0.00</b>
429009 ADMIN/TRUSTEE FEE	\$0.00	\$0.00	\$0.00	\$0.00	\$0.00
429015 TRAVEL	\$0.00	\$0.00	\$0.00	\$0.00	\$0.00
429016 CONFERENCES	\$0.00	\$0.00	\$0.00	\$0.00	\$0.00
429017 MEMBERSHIPS	\$0.00	\$0.00	\$0.00	\$195.00	\$195.00
<b>429100 CONTRACTED SRVC</b>	<b>\$0.00</b>	<b>\$0.00</b>	<b>\$0.00</b>	<b>\$195.00</b>	<b>\$195.00</b>
<b>429995 SERVICES</b>	<b>\$35,326.36</b>	<b>\$41,093.60</b>	<b>\$33,955.65</b>	<b>\$43,545.00</b>	<b>\$218,545.00</b>
430001 EDUCATIONAL	\$0.00	\$0.00	\$0.00	\$0.00	\$0.00
430002 SOFTWARE	\$0.00	\$0.00	\$0.00	\$0.00	\$0.00
430003 SUBSCRIPTIONS	\$0.00	\$0.00	\$0.00	\$0.00	\$0.00
430004 AUDIO-VISUAL	\$0.00	\$0.00	\$0.00	\$0.00	\$0.00
430006 PHOTOGRAPHY	\$0.00	\$0.00	\$0.00	\$0.00	\$0.00
430008 DATA PROCESSING	\$0.00	\$0.00	\$0.00	\$0.00	\$0.00
430009 OFFICE	\$0.00	\$164.49	\$138.95	\$2,300.00	\$2,300.00
430030 SNOW CONTROL	\$0.00	\$0.00	\$0.00	\$0.00	\$0.00
<b>430100 SUPPLIES &amp; EXP</b>	<b>\$0.00</b>	<b>\$164.49</b>	<b>\$138.95</b>	<b>\$2,300.00</b>	<b>\$2,300.00</b>
439015 OFFICE EQUIPMENT	\$0.00	\$0.00	\$0.00	\$0.00	\$0.00
439030 VEHICULAR EQUIPMENT	\$0.00	\$0.00	\$0.00	\$0.00	\$0.00
<b>439100 MINOR CAPITAL</b>	<b>\$0.00</b>	<b>\$0.00</b>	<b>\$0.00</b>	<b>\$0.00</b>	<b>\$0.00</b>
<b>439995 SUPPLIES</b>	<b>\$0.00</b>	<b>\$164.49</b>	<b>\$138.95</b>	<b>\$2,300.00</b>	<b>\$2,300.00</b>
<b>01030135 PLANNING</b>	<b>\$45,185.99</b>	<b>\$61,094.91</b>	<b>\$83,410.38</b>	<b>\$108,548.00</b>	<b>\$318,548.14</b>

# BUREAU OF BUSINESS DEVELOPMENT

The Bureau of Business Development's goal is to provide safe, healthy neighborhoods, create thriving commercial corridors, increase economic vitality in underserved areas, and assist, promote and encourage job creation, industrial activity, and entrepreneurship within the City.

## EXPENDITURE ANALYSIS DETAIL 2015 APPROVED BUDGET

General Fund

0139 Business Development

Allocation Plan				Position Control			
PERSONNEL	2014 Adjusted	2015 Approved	JOB CLASSIFICATION	2014 Adjusted	2015 Approved	2014 Adjusted	2015 Approved
Salaries-Mgmt	110,000	55,000	Director of Business	1	1	70,000	55,000
Fringe Benefits	(57,585)	4,207	Devel./LERTA Administrator				
			HBN Production Technician	1	0	40,000	0
TOTAL	52,415	59,207	Total Management	2	1	110,000	55,000
SERVICES							
Communications	1,449	0	FICA			8,415	4,207
Professional Services	0	0	Concessions			(66,000)	0
Utilities	0	0	Total Fringe Benefits			(57,585)	4,207
Insurance	0	0					
Rentals	100	0	TOTAL	2	1	52,415	59,207
Maintenance & Repairs	300	0					
Contracted Services	670	0					
TOTAL	2,519	0					
SUPPLIES							
Supplies	6,820	0					
Minor Capital Equipment	4,100	0					
TOTAL	10,920	0					
OTHER	0	0					
TOTAL APPROPRIATION	65,854	59,207					

**COMMUNITY AND ECONOMIC DEVELOPMENT**

Bureau of Business Development - 0139

<u>EMPLOYEE</u>		<u>POSITION</u>			<u>ANNIV</u> <u>D.O.H.</u>	<u>2014</u> <u>END OF YR</u> <u>SALARY</u>	<u>2015</u> <u>GRADE/STEP</u> <u>INCREASE</u>	<u>2015</u> <u>ANNUAL</u> <u>INCREASE</u>	<u>2015</u> <u>LONG.</u>	<u>2015</u> <u>SALARY</u>	<u>2015</u> <u>LUMP SUM</u>	<u>FICA</u>	<u>FRINGE</u> <u>BENEFITS</u>	<u>TOTAL</u>					
		DIRECTOR OF BUSINESS DEVELOPMENT/LERTA ADMINISTRTOR				1	1	2015	\$ 55,000.00	0.00	0.00	0.00	55,000.00	0.00	4,207.50	0.00	59,207.50		
1.00		MANAGEMENT TOTALS								55,000.00	0.00	0.00	0.00	55,000.00	0.00	4,207.50	0.00	59,207.50	
1.00		TOTAL								55,000.00	0.00	0.00	0.00	55,000.00	0.00	4,207.50	0.00	59,207.50	
TOTAL SALARIES, LUMP SUM, OVERTIME, FICA AND FRINGE BENEFITS															55,000.00	0.00	4,207.50	0.00	59,207.50

NOTE: MEDICAL, SEVERANCE, UNEMPLOYMENT COMPENSATION, AND WORKERS COMPENSATION COSTS ARE REFLECTED IN GENERAL EXPENSES (0188).

## 2015 Approved Budget

### Expenditure Line Item

**BUDGET UNIT: 01030139 BUREAU OF BUSINESS DEVELOPMENT**

Account	2012 Actual	2013 Actual	2014 Actual YTD (11/17)	2014 Adjusted Budget	2015 Approved Budget
414000 SALARIES & WAGES	\$18,830.86	\$38,392.52	\$38,801.05	\$110,000.00	\$55,000.00
<b>414100 SALARIES/WAGES</b>	<b>\$18,830.86</b>	<b>\$38,392.52</b>	<b>\$38,801.05</b>	<b>\$110,000.00</b>	<b>\$55,000.00</b>
419001 SOCIAL SECURITY	\$1,459.47	\$3,060.20	\$2,968.23	\$8,415.00	\$4,207.50
419002 MEDICAL	\$0.00	\$0.00	\$0.00	\$0.00	\$0.00
419019 CONCESSIONS & VACANCIES	\$0.00	\$0.00	\$0.00	(\$66,000.00)	\$0.00
<b>419100 FRINGE BENEFITS</b>	<b>\$1,459.47</b>	<b>\$3,060.20</b>	<b>\$2,968.23</b>	<b>(\$57,585.00)</b>	<b>\$4,207.50</b>
<b>419995 PERSONNEL</b>	<b>\$20,290.33</b>	<b>\$41,452.72</b>	<b>\$41,769.28</b>	<b>\$52,415.00</b>	<b>\$59,207.50</b>
420010 ADVERTISING	\$0.00	\$0.00	\$0.00	\$220.00	\$0.00
420020 PRINTING	\$0.00	\$0.00	\$0.00	\$0.00	\$0.00
420040 TELEPHONE	\$94.24	\$726.12	\$838.94	\$1,129.00	\$0.00
420050 POSTAGE	\$0.00	\$0.00	\$5.97	\$100.00	\$0.00
<b>420100 COMMUNICATIONS</b>	<b>\$94.24</b>	<b>\$726.12</b>	<b>\$844.91</b>	<b>\$1,449.00</b>	<b>\$0.00</b>
421050 OTHER PROFESSIONAL FEES	\$0.00	\$0.00	\$0.00	\$0.00	\$0.00
421080 FILING FEES	\$0.00	\$156.00	\$0.00	\$0.00	\$0.00
<b>421100 PROFESSIONAL SRVC</b>	<b>\$0.00</b>	<b>\$156.00</b>	<b>\$0.00</b>	<b>\$0.00</b>	<b>\$0.00</b>
424040 REAL ESTATE	\$0.00	\$0.00	\$0.00	\$0.00	\$0.00
424050 OFFICE EQUIPMENT	\$0.00	\$0.00	\$0.00	\$100.00	\$0.00
<b>424100 RENTALS</b>	<b>\$0.00</b>	<b>\$0.00</b>	<b>\$0.00</b>	<b>\$100.00</b>	<b>\$0.00</b>
425090 MAINT SERV CONTRACT	\$0.00	\$0.00	\$94.59	\$300.00	\$0.00
<b>425100 MAINT &amp; REPAIRS</b>	<b>\$0.00</b>	<b>\$0.00</b>	<b>\$94.59</b>	<b>\$300.00</b>	<b>\$0.00</b>
429001 TUITION/TRAINING	\$0.00	\$0.00	\$0.00	\$0.00	\$0.00
429009 ADMIN/TRUSTEE FEE	\$0.00	\$0.00	\$0.00	\$0.00	\$0.00
429014 CONTRACTED PERSONNEL SVS.	\$11,270.00	\$0.00	\$0.00	\$0.00	\$0.00
429090 MISC CONTRACTED SRVCS	\$0.00	\$684.00	\$309.81	\$670.00	\$0.00
429092 MISC CONTRACTED SRVCS M-M	\$0.00	\$1,928.50	\$0.00	\$0.00	\$0.00
429095 BANK SERV CHARGES	\$0.00	\$0.00	\$0.00	\$0.00	\$0.00
<b>429100 CONTRACTED SRVC</b>	<b>\$11,270.00</b>	<b>\$2,612.50</b>	<b>\$309.81</b>	<b>\$670.00</b>	<b>\$0.00</b>
<b>429995 SERVICES</b>	<b>\$11,364.24</b>	<b>\$3,494.62</b>	<b>\$1,249.31</b>	<b>\$2,519.00</b>	<b>\$0.00</b>
430002 SOFTWARE	\$0.00	\$0.00	\$0.00	\$0.00	\$0.00
430003 SUBSCRIPTIONS	\$0.00	\$0.00	\$227.00	\$520.00	\$0.00
430004 AUDIO-VISUAL	\$0.00	\$236.50	\$1,239.98	\$3,005.00	\$0.00
430006 PHOTOGRAPHY	\$0.00	\$0.00	\$0.00	\$0.00	\$0.00
430008 DATA PROCESSING	\$0.00	\$0.00	\$0.00	\$0.00	\$0.00
430009 OFFICE	\$0.00	\$846.95	\$0.00	\$300.00	\$0.00
430099 MISC SUPPLIES AND EXP	\$0.00	\$4,753.25	\$2,514.12	\$2,995.00	\$0.00
<b>430100 SUPPLIES &amp; EXP</b>	<b>\$0.00</b>	<b>\$5,836.70</b>	<b>\$3,981.10</b>	<b>\$6,820.00</b>	<b>\$0.00</b>
439015 OFFICE EQUIPMENT	\$0.00	\$0.00	\$4,009.24	\$4,100.00	\$0.00
<b>439100 MINOR CAPITAL</b>	<b>\$0.00</b>	<b>\$0.00</b>	<b>\$4,009.24</b>	<b>\$4,100.00</b>	<b>\$0.00</b>
<b>439995 SUPPLIES</b>	<b>\$0.00</b>	<b>\$5,836.70</b>	<b>\$7,990.34</b>	<b>\$10,920.00</b>	<b>\$0.00</b>
453000 OPERATIONS EQUIPMENT	\$0.00	\$0.00	\$0.00	\$0.00	\$0.00
453049 LEASE PURCHASE	\$445.38	\$0.00	\$0.00	\$0.00	\$0.00
<b>450100 CAPITAL OUTLAY</b>	<b>\$445.38</b>	<b>\$0.00</b>	<b>\$0.00</b>	<b>\$0.00</b>	<b>\$0.00</b>
<b>499995 OTHER</b>	<b>\$445.38</b>	<b>\$0.00</b>	<b>\$0.00</b>	<b>\$0.00</b>	<b>\$0.00</b>
<b>01030139 BUSINESS DEVELOPMENT</b>	<b>\$32,099.95</b>	<b>\$50,784.04</b>	<b>\$51,008.93</b>	<b>\$65,854.00</b>	<b>\$59,207.50</b>

# BUREAU OF PARKS & RECREATION

The Bureau of Parks & Recreation provides quality leisure time programming and services to individuals of all ages with an emphasis on youth. The Bureau acts as stewards of the City's recreational and horticultural resources including parks, playgrounds, green spaces, and related facilities.

## EXPENDITURE ANALYSIS DETAIL 2015 APPROVED BUDGET

General Fund

0180 Parks & Recreation

Allocation Plan				Position Control			
PERSONNEL	2014 Adjusted	2015 Approved	JOB CLASSIFICATION	2014 Adjusted	2015 Approved	2014 Adjusted	2015 Approved
Salaries-Mgmt	108,000	48,000	Director of Arts, Culture & Tourism	1	0	70,000	0
Salaries-BU	79,757	117,083	Director of Parks & Recreation	1	1	48,000	48,000
Temporary Employees	169,000	164,000	Reallocation			(10,000)	0
Overtime	29,330	10,000					
Fringe Benefits	13,115	25,940	Total Management	2	1	108,000	48,000
TOTAL	399,202	365,023	Park Ranger	0	1	0	36,536
			Parks & Rec. Secretary I	1	1	38,680	39,063
SERVICES			Parks and Recreation Assistant	1	1	41,077	41,484
Communications	6,390	6,500	Total Bargaining Unit	2	3	79,757	117,083
Professional Services	0	0					
Utilities	0	0	Temporary Employees			169,000	164,000
Insurance	0	0					
Rentals	380	500	Overtime			29,330	10,000
Maintenance & Repairs	63	1,500	FICA			28,115	25,940
Contracted Services	87,974	45,100	Concessions			(15,000)	0
TOTAL	94,807	53,600	Total Fringe Benefits			13,115	25,940
SUPPLIES			TOTAL	4	4	399,202	365,023
Supplies	3,265	6,000					
Minor Capital Equipment	0	0					
TOTAL	3,265	6,000					
OTHER	0	0					
TOTAL APPROPRIATION	497,274	424,623					



**COMMUNITY AND ECONOMIC DEVELOPMENT**

BUREAU OF PARKS AND RECREATION - 0180

<u>EMPLOYEE</u>	<u>POSITION</u>	<u>ANNIV.</u> <u>D.O.H.</u>	<u>2014</u> <u>END OF YR</u> <u>SALARY</u>	<u>2015</u> <u>GRADE/STEP</u> <u>INCREASE</u>	<u>2015</u> <u>ANNUAL</u> <u>INCREASE</u>	<u>2015</u> <u>LONG.</u>	<u>2015</u> <u>SALARY</u>	<u>2015</u> <u>LUMP SUM</u>	<u>FICA</u>	<u>FRINGE</u> <u>BENEFITS</u>	<u>TOTAL</u>		
	DIRECTOR OF PARKS AND RECREATION	1	1	2015	\$ 48,000.00	0.00	0.00	0.00	48,000.00		3,672.00	0.00	51,672.00
1.00	MANAGEMENT TOTALS				48,000.00	0.00	0.00	0.00	48,000.00	0.00	3,672.00	0.00	51,672.00
	PARKS AND RECREATION SECRETARY I	6	2	2000	\$ 38,297.49	0.00	382.97	382.97	39,063.44		2,988.35	0.00	42,051.79
	PARK RANGER	1	1	2015	\$ -	0.00	0.00	0.00	36,536.19		2,795.02	0.00	39,331.21
	PARKS AND RECREATION ASSISTANT	6	2	2000	\$ 40,670.27	0.00	406.70	406.70	41,483.68		3,173.50	0.00	44,657.18
3.00	BARGAINING UNIT TOTALS				78,967.76	0.00	789.68	789.68	117,083.31	0.00	8,956.87	0.00	126,040.18
4.00	TOTAL				126,967.76	0.00	789.68	789.68	165,083.31	0.00	12,628.87	0.00	177,712.18
TEMP	EMPLOYEES	VARIOUS POSITIONS - MAINT. & REC. PROGRAMS			\$ -	0.00	0.00	0.00	164,000.00	0.00	12,546.00	0.00	176,546.00
OVERTIME									10,000.00	0.00	765.00	0.00	10,765.00
TOTAL SALARIES, LUMP SUM, OVERTIME, FICA AND FRINGE BENEFITS									339,083.31	0.00	25,939.87	0.00	365,023.18

NOTE: MEDICAL, SEVERANCE, UNEMPLOYMENT COMPENSATION, AND WORKERS COMPENSATION COSTS ARE REFLECTED IN GENERAL EXPENSES (0188).

## 2015 Approved Budget

### Expenditure Line Item

#### BUDGET UNIT: 01080180 BUREAU OF PARKS & RECREATION

Account	2012 Actual	2013 Actual	2014 Actual YTD (11/17)	2014 Adjusted Budget	2015 Approved Budget
414000 SALARIES & WAGES	\$198,153.52	\$196,727.53	\$140,708.40	\$187,757.00	\$165,083.31
415000 TEMPORARY	\$109,828.14	\$158,205.40	\$168,689.00	\$169,000.00	\$164,000.00
416000 OVERTIME	\$2,354.99	\$9,505.88	\$27,279.18	\$29,330.48	\$10,000.00
<b>414100 SALARIES/WAGES</b>	<b>\$310,336.65</b>	<b>\$364,438.81</b>	<b>\$336,676.58</b>	<b>\$386,087.48</b>	<b>\$339,083.31</b>
419001 SOCIAL SECURITY	\$23,823.05	\$28,129.29	\$25,763.51	\$28,115.00	\$25,939.87
419002 MEDICAL	\$0.00	\$0.00	\$0.00	\$0.00	\$0.00
419019 CONCESSIONS & VACANCIES	\$0.00	\$0.00	\$0.00	(\$15,000.00)	\$0.00
<b>419100 FRINGE BENEFITS</b>	<b>\$23,823.05</b>	<b>\$28,129.29</b>	<b>\$25,763.51</b>	<b>\$13,115.00</b>	<b>\$25,939.87</b>
<b>419995 PERSONNEL</b>	<b>\$334,159.70</b>	<b>\$392,568.10</b>	<b>\$362,440.09</b>	<b>\$399,202.48</b>	<b>\$365,023.18</b>
420010 ADVERTISING	\$740.92	\$0.00	\$1,903.00	\$2,390.00	\$2,500.00
420040 TELEPHONE	\$3,147.74	\$3,184.34	\$2,984.56	\$3,000.00	\$3,000.00
420050 POSTAGE	\$993.85	\$466.33	\$414.26	\$1,000.00	\$1,000.00
<b>420100 COMMUNICATIONS</b>	<b>\$4,882.51</b>	<b>\$3,650.67</b>	<b>\$5,301.82</b>	<b>\$6,390.00</b>	<b>\$6,500.00</b>
424060 OTHER RENTALS	\$416.96	\$0.00	\$0.00	\$380.00	\$500.00
<b>424100 RENTALS</b>	<b>\$416.96</b>	<b>\$0.00</b>	<b>\$0.00</b>	<b>\$380.00</b>	<b>\$500.00</b>
425080 SERVICE CONTRACTS	\$0.00	\$296.78	\$0.00	\$63.00	\$1,500.00
<b>425100 MAINT &amp; REPAIRS</b>	<b>\$0.00</b>	<b>\$296.78</b>	<b>\$0.00</b>	<b>\$63.00</b>	<b>\$1,500.00</b>
429009 ADMIN/TRUSTEE FEE	\$0.00	\$0.00	\$120.90	\$162.00	\$100.00
429014 CONTRACTED PERSONNEL SVS.	\$859.00	\$970.00	\$0.00	\$0.00	\$0.00
429090 MISC CONTRACTED SRVCS	\$0.00	\$0.00	\$38,728.68	\$87,812.00	\$45,000.00
<b>429100 CONTRACTED SRVC</b>	<b>\$859.00</b>	<b>\$970.00</b>	<b>\$38,849.58</b>	<b>\$87,974.00</b>	<b>\$45,100.00</b>
<b>429995 SERVICES</b>	<b>\$6,158.47</b>	<b>\$4,917.45</b>	<b>\$44,151.40</b>	<b>\$94,807.00</b>	<b>\$53,600.00</b>
430009 OFFICE	\$121.31	\$942.24	\$3,259.17	\$3,265.00	\$2,000.00
430099 MISC SUPPLIES AND EXP	\$0.00	\$0.00	\$0.00	\$0.00	\$4,000.00
<b>430100 SUPPLIES &amp; EXP</b>	<b>\$121.31</b>	<b>\$942.24</b>	<b>\$3,259.17</b>	<b>\$3,265.00</b>	<b>\$6,000.00</b>
<b>439995 SUPPLIES</b>	<b>\$121.31</b>	<b>\$942.24</b>	<b>\$3,259.17</b>	<b>\$3,265.00</b>	<b>\$6,000.00</b>
<b>01080180 PARKS &amp; RECREATION</b>	<b>\$340,439.48</b>	<b>\$398,427.79</b>	<b>\$409,850.66</b>	<b>\$497,274.48</b>	<b>\$424,623.18</b>

**BUREAU OF ARTS, CULTURE & TOURISM**

The Bureau of Arts, Culture and Tourism aims to improve the quality of life in Harrisburg and support the economic development of the City by assisting, promoting and encouraging artists, arts & cultural organizations and events, as well as preserving the City's diverse cultural and historical heritage.

**EXPENDITURE ANALYSIS DETAIL  
2015 APPROVED BUDGET**

General Fund

0181 Bureau of Arts, Culture & Tourism

Allocation Plan				Position Control			
	2014 Adjusted	2015 Approved	JOB CLASSIFICATION	2014 Adjusted	2015 Approved	2014 Adjusted	2015 Approved
PERSONNEL							
Salaries-Mgmt	0	45,000	Director of Arts, Culture & Tourism	0	1	0	45,000
Fringe Benefits	0	3,443					
TOTAL	0	48,443	Total Management	0	1	0	45,000
SERVICES							
			FICA			0	3,443
Communications	0	0	Total Fringe Benefits			0	3,443
Professional Services	0	0					
Utilities	0	0	TOTAL				
Insurance	0	0		0	1	0	48,443
Rentals	0	0					
Maintenance & Repairs	0	0					
Contracted Services	0	0					
TOTAL	0	0					
SUPPLIES							
Supplies	0	0					
Minor Capital Equipment	0	0					
TOTAL	0	0					
OTHER	0	0					
TOTAL APPROPRIATION	0	48,443					

**COMMUNITY AND ECONOMIC DEVELOPMENT**

BUREAU OF ARTS, CULTURE AND TOURISM - 0181

<u>EMPLOYEE</u>	<u>POSITION</u>	<u>ANNIV.</u> <u>D.O.H.</u>				2014 END OF YR <u>SALARY</u>	2015 GRADE/STEP <u>INCREASE</u>	2015 ANNUAL <u>INCREASE</u>	2015 <u>LONG.</u>	2015 <u>SALARY</u>	2015 <u>LUMP SUM</u>	<u>FICA</u>	<u>FRINGE</u> <u>BENEFITS</u>	<u>TOTAL</u>
	DIRECTOR OF ARTS, CULTURE AND TOURISM	1	1	2015	\$	45,000.00	0.00	0.00	0.00	45,000.00		3,443.00	0.00	48,443.00
1.00	MANAGEMENT TOTALS					45,000.00	0.00	0.00	0.00	45,000.00	0.00	3,443.00	0.00	48,443.00
1.00	TOTAL					45,000.00	0.00	0.00	0.00	45,000.00	0.00	3,443.00	0.00	48,443.00
TOTAL SALARIES, LUMP SUM, OVERTIME, FICA AND FRINGE BENEFITS										45,000.00	0.00	3,443.00	0.00	48,443.00

NOTE: MEDICAL, SEVERANCE, UNEMPLOYMENT COMPENSATION, AND WORKERS COMPENSATION COSTS ARE REFLECTED IN GENERAL EXPENSES (0188).

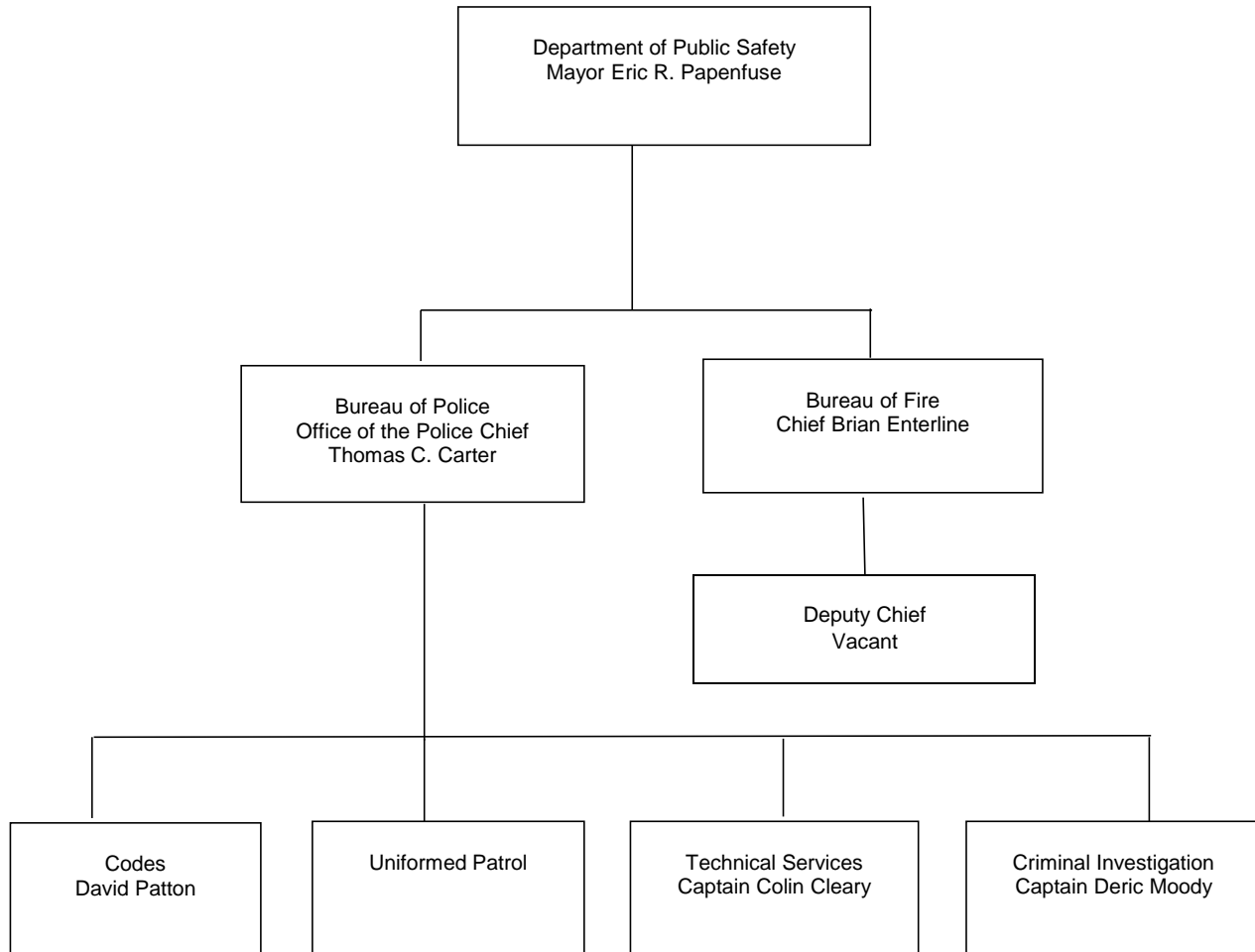
## **2015 Approved Budget**

Expenditure Line Item

**BUDGET UNIT: 01080181 BUREAU OF ACT, CULTURE & TOURISM**

Account	2012 Actual	2013 Actual	2014 Actual YTD (11/17)	2014 Adjusted Budget	2015 Approved Budget
414000 SALARIES & WAGES	\$0.00	\$0.00	\$0.00	\$0.00	\$45,000.00
<b>414100 SALARIES/WAGES</b>	<b>\$0.00</b>	<b>\$0.00</b>	<b>\$0.00</b>	<b>\$0.00</b>	<b>\$45,000.00</b>
419001 SOCIAL SECURITY	\$0.00	\$0.00	\$0.00	\$0.00	\$3,443.00
419002 MEDICAL	\$0.00	\$0.00	\$0.00	\$0.00	\$0.00
<b>419100 FRINGE BENEFITS</b>	<b>\$0.00</b>	<b>\$0.00</b>	<b>\$0.00</b>	<b>\$0.00</b>	<b>\$3,443.00</b>
<b>419995 PERSONNEL</b>	<b>\$0.00</b>	<b>\$0.00</b>	<b>\$0.00</b>	<b>\$0.00</b>	<b>\$48,443.00</b>
<b>01080181 ACT, CULTURE &amp; TOURISM</b>	<b>\$0.00</b>	<b>\$0.00</b>	<b>\$0.00</b>	<b>\$0.00</b>	<b>\$48,443.00</b>

## DEPARTMENT OF PUBLIC SAFETY



EXPENDITURE ANALYSIS SUMMARY  
2015 APPROVED BUDGET

	2012 Actual	2013 Actual	2014 Actual YTD (11/17)	2014 Adjusted Budget	2015 Approved Budget
<b>PUBLIC SAFETY</b>					
<u><b>0137 BUREAU OF CODES</b></u>					
Personnel	528,592	515,553	450,922	531,439	641,403
Services	13,332	15,929	11,085	23,950	23,875
Supplies	338	125	69	1,400	6,700
Other	0	0	0	0	0
<b>TOTALS</b>	<u>542,262</u>	<u>531,607</u>	<u>462,076</u>	<u>556,789</u>	<u>671,978</u>
<u><b>0142 BUREAU OF POLICE</b></u>					
Personnel	15,431,382	15,479,077	11,797,938	14,724,756	14,475,614
Services	486,722	581,598	666,952	869,067	802,256
Supplies	42,750	12,430	45,557	54,100	99,100
Other	15,300	115,000	16,807	56,000	427,000
<b>TOTALS</b>	<u>15,976,154</u>	<u>16,188,105</u>	<u>12,527,254</u>	<u>15,703,923</u>	<u>15,803,970</u>
<u><b>0151 BUREAU OF FIRE</b></u>					
Personnel	7,834,416	7,892,842	6,178,224	7,277,210	7,078,443
Services	154,257	163,279	219,679	258,961	299,140
Supplies	76,946	53,651	116,810	158,350	265,650
Other	0	0	120,628	150,000	90,000
<b>TOTALS</b>	<u>8,065,619</u>	<u>8,109,772</u>	<u>6,635,341</u>	<u>7,844,521</u>	<u>7,733,233</u>
<b>TOTAL PUBLIC SAFETY</b>					
Personnel	23,794,391	23,887,472	18,427,084	22,533,405	22,195,460
Services	654,311	760,806	897,716	1,151,978	1,125,271
Supplies	120,034	66,206	162,436	213,850	371,450
Other	15,300	115,000	137,435	206,000	517,000
<b>TOTAL EXPENDITURES</b>	<u><u>24,584,036</u></u>	<u><u>24,829,484</u></u>	<u><u>19,624,671</u></u>	<u><u>24,502,233</u></u>	<u><u>24,209,181</u></u>

POSITION ANALYSIS SUMMARY  
2015 APPROVED BUDGET

	2012 Actual	2013 Actual	2014 Actual YTD (11/17)	2014 Adjusted Budget	2015 Approved Budget
PUBLIC SAFETY					
Bureau of Codes	12.00	13.00	13.00	13.00	13.00
Bureau of Police	163.00	186.00	164.00	164.00	160.00
Bureau of Fire	<u>71.00</u>	<u>85.00</u>	<u>85.00</u>	<u>81.00</u>	<u>81.00</u>
TOTAL POSITIONS	246.00	284.00	262.00	258.00	254.00



# BUREAU OF CODES

The Bureau of Codes is responsible for the enforcement of building construction, electrical standards, plumbing, health and sanitation, and property maintenance codes for residential and commercial structures.

The Bureau processes all permits relating to building construction, electrical and plumbing work, as well as assisting with zoning compliance. The Bureau also issues licenses for electricians, plumbers, and rooming houses. The building, electrical and plumbing inspectors perform progressive inspections on new construction, rehabilitation, and alteration projects.

The Building Inspector enforces the building codes on all construction activity for new construction and rehabilitation work on all commercial and residential structures. The Codes Enforcement Officers inspect for code violations in existing structures and vacant lots, including but not limited to, high grass and weeds, sanitation, plumbing, heating, electrical, vector problems and structural violations.

The Bureau ensures compliance with federal guidelines by regulation development in floodplains. Promotion of safe flood measures and preventative actions to decrease damage are sent to property owners, lenders and insurance agents. Through the Community Rating System these steps have rewarded property owners in the Special Flood Hazard Areas a 20% savings on flood insurance premiums annually.

## EXPENDITURE ANALYSIS DETAIL 2015 APPROVED BUDGET

General Fund

0137 Codes

Allocation Plan			Position Control				
PERSONNEL	2014 Adjusted	2015 Approved	JOB CLASSIFICATION	2014 Adjusted	2015 Approved	2014 Adjusted	2015 Approved
Salaries-Mgmt	162,412	167,412	Codes Administrator	1	1	65,357	65,357
Salaries-BU	424,153	428,411	Asst. Codes Administrator	1	1	55,055	55,055
Fringe Benefits	(55,126)	45,580	Health Officer	1	1	42,000	47,000
TOTAL	531,439	641,403	Total Management	3	3	162,412	167,412
SERVICES							
			Codes Enforcement Off. IV	3	3	137,227	138,575
Communications	12,647	14,100	Codes Enforcement Off. III	2	2	87,681	88,551
Professional Services	3,553	7,100	Plumbing Inspector I	1	1	43,876	44,370
Utilities	0	0	Administrative Assistant II	1	1	40,324	40,719
Insurance	0	0	Secretary I	1	1	36,099	36,460
Rentals	0	0	Codes Enforcement Off. I	2	2	78,946	79,736
Maintenance & Repairs	0	0					
Contracted Services	7,750	2,675	Total Bargaining Unit	10	10	424,153	428,411
TOTAL	23,950	23,875					
SUPPLIES			FICA			44,874	45,580
			Concessions			(100,000)	0
Supplies	1,400	3,200	Total Fringe Benefits			(55,126)	45,580
Minor Capital Equipment	0	3,500					
TOTAL	1,400	6,700	TOTAL	13	13	531,439	641,403
OTHER	0	0					
TOTAL APPROPRIATION	556,789	671,978					

**PUBLIC SAFETY**

CODES - 0137

EMPLOYEE	POSITION	ANNIV. / D.O.B.	2014 END OF YR SALARY	2015 GRADE/STEP INCREASE	2015 ANNUAL INCREASE	2015 LONG.	2015 SALARY	2015 LUMP SUM	FICA	FRINGE BENEFITS	TOTAL
	CODES ADMINISTRATOR	7 17 1995	\$ 65,356.92	0.00	0.00	0.00	65,356.92	0.00	5,000.00	0.00	70,356.92
	ASSISTANT CODES ADMINISTRATOR	12 4 2000	\$ 55,055.12	0.00	0.00	0.00	55,055.12	0.00	4,212.00	0.00	59,267.12
	HEALTH OFFICER	9 9 2013	\$ 42,000.00	5,000.00	0.00	0.00	47,000.00	0.00	3,596.00	0.00	50,596.00
3.00	MANAGEMENT TOTALS		162,412.04	5,000.00	0.00	0.00	167,412.04	0.00	12,808.00	0.00	180,220.04
	ADMINISTRATIVE ASSISTANT II	12 11 1978	\$ 39,533.30	0.00	395.33	790.67	40,719.30	0.00	3,115.00	0.00	43,834.30
	CODES ENFORCEMENT OFFICER III	3 19 2007	\$ 43,513.96	0.00	435.14	217.57	44,166.67	0.00	3,379.00	0.00	47,545.67
	CODES ENFORCEMENT OFFICER III	2 16 1999	\$ 43,513.96	0.00	435.14	435.14	44,384.24	0.00	3,395.00	0.00	47,779.24
	CODES ENFORCEMENT OFFICER IV	8 17 1987	\$ 44,918.89	0.00	449.19	898.38	46,266.46	0.00	3,539.00	0.00	49,805.46
	CODES ENFORCEMENT OFFICER IV	8 17 1987	\$ 44,918.89	0.00	449.19	898.38	46,266.46	0.00	3,539.00	0.00	49,805.46
	CODES ENFORCEMENT OFFICER IV	6 27 1994	\$ 44,918.89	0.00	449.19	673.78	46,041.86	0.00	3,522.00	0.00	49,563.86
	PLUMBING INSPECTOR I	8 12 2002	\$ 42,109.02	1,404.94	435.14	421.09	44,370.19	0.00	3,394.00	0.00	47,764.19
	SECRETARY I	6 6 2011	\$ 36,098.98	0.00	360.99	0.00	36,459.97	0.00	2,789.00	0.00	39,248.97
	CODES ENFORCEMENT OFFICER I	1 1 2014	\$ 39,473.19	0.00	394.73	0.00	39,867.92	0.00	3,050.00	0.00	42,917.92
	CODES ENFORCEMENT OFFICER I	1 1 2014	\$ 39,473.19	0.00	394.73	0.00	39,867.92	0.00	3,050.00	0.00	42,917.92
10.00	BARGAINING UNIT TOTALS		418,472.27	1,404.94	4,198.77	4,335.00	428,410.99	0.00	32,772.00	0.00	461,182.99
13.00	TOTAL		580,884.31	6,404.94	4,198.77	4,335.00	595,823.03	0.00	45,580.00	0.00	641,403.03
OVERTIME							0.00	0.00	0.00	0.00	0.00
TOTAL SALARIES, OVERTIME, FICA AND FRINGE BENEFITS							595,823.03	0.00	45,580.00	0.00	641,403.03

NOTE: MEDICAL, SEVERANCE, UNEMPLOYMENT COMPENSATION, AND WORKERS COMPENSATION COSTS ARE REFLECTED IN GENERAL EXPENSES (0188).

## 2015 Approved Budget

### Expenditure Line Item

**BUDGET UNIT: 01030137 BUREAU OF CODES**

Account	2012 Actual	2013 Actual	2014 Actual YTD (11/17)	2014 Adjusted Budget	2015 Approved Budget
414000 SALARIES & WAGES	\$490,948.29	\$478,283.63	\$418,860.33	\$586,565.00	\$595,823.03
416000 OVERTIME	\$0.00	\$0.00	\$0.00	\$0.00	\$0.00
<b>414100 SALARIES/WAGES</b>	<b>\$490,948.29</b>	<b>\$478,283.63</b>	<b>\$418,860.33</b>	<b>\$586,565.00</b>	<b>\$595,823.03</b>
419001 SOCIAL SECURITY	\$37,644.03	\$37,269.42	\$32,061.21	\$44,874.00	\$45,580.00
419002 MEDICAL	\$0.00	\$0.00	\$0.00	\$0.00	\$0.00
419019 CONCESSIONS & VACANCIES	\$0.00	\$0.00	\$0.00	(\$100,000.00)	\$0.00
<b>419100 FRINGE BENEFITS</b>	<b>\$37,644.03</b>	<b>\$37,269.42</b>	<b>\$32,061.21</b>	<b>(\$55,126.00)</b>	<b>\$45,580.00</b>
<b>419995 PERSONNEL</b>	<b>\$528,592.32</b>	<b>\$515,553.05</b>	<b>\$450,921.54</b>	<b>\$531,439.00</b>	<b>\$641,403.03</b>
420010 ADVERTISING	\$407.02	\$1,078.60	\$957.52	\$958.00	\$3,000.00
420020 PRINTING	\$431.77	\$885.00	\$939.66	\$1,389.00	\$500.00
420040 TELEPHONE	\$0.00	\$95.70	\$191.40	\$300.00	\$600.00
420050 POSTAGE	\$11,658.41	\$10,786.62	\$6,516.78	\$10,000.00	\$10,000.00
<b>420100 COMMUNICATIONS</b>	<b>\$12,497.20</b>	<b>\$12,845.92</b>	<b>\$8,605.36</b>	<b>\$12,647.00</b>	<b>\$14,100.00</b>
421010 LEGAL	(\$4,708.96)	\$493.90	\$315.00	\$3,053.00	\$3,000.00
421015 MEDICAL LAB SERV	\$0.00	\$0.00	\$0.00	\$500.00	\$500.00
421016 MEDICAL/PSYCHOLOGICAL EXA	\$0.00	\$0.00	\$0.00	\$0.00	\$3,600.00
421060 STENOGRAPHER	\$0.00	\$0.00	\$0.00	\$0.00	\$0.00
<b>421100 PROFESSIONAL SRVC</b>	<b>(\$4,708.96)</b>	<b>\$493.90</b>	<b>\$315.00</b>	<b>\$3,553.00</b>	<b>\$7,100.00</b>
425090 MAINT SERV CONTRACT	\$0.00	\$0.00	\$0.00	\$0.00	\$0.00
<b>425100 MAINT &amp; REPAIRS</b>	<b>\$0.00</b>	<b>\$0.00</b>	<b>\$0.00</b>	<b>\$0.00</b>	<b>\$0.00</b>
429001 TUITION/TRAINING	\$875.00	\$2,550.00	\$2,125.00	\$2,500.00	\$2,500.00
429009 ADMIN/TRUSTEE FEE	\$48.20	\$38.74	\$39.90	\$50.00	\$50.00
429015 TRAVEL	\$0.00	\$0.00	\$0.00	\$0.00	\$0.00
429017 MEMBERSHIPS	\$0.00	\$0.00	\$0.00	\$0.00	\$125.00
429018 PERMITS	\$4,620.00	\$0.00	\$0.00	\$5,200.00	\$0.00
<b>429100 CONTRACTED SRVC</b>	<b>\$5,543.20</b>	<b>\$2,588.74</b>	<b>\$2,164.90</b>	<b>\$7,750.00</b>	<b>\$2,675.00</b>
<b>429995 SERVICES</b>	<b>\$13,331.44</b>	<b>\$15,928.56</b>	<b>\$11,085.26</b>	<b>\$23,950.00</b>	<b>\$23,875.00</b>
430001 EDUCATIONAL	\$292.00	\$0.00	\$0.00	\$0.00	\$700.00
430002 SOFTWARE	\$0.00	\$0.00	\$0.00	\$0.00	\$0.00
430003 SUBSCRIPTIONS	\$0.00	\$125.00	\$0.00	\$100.00	\$0.00
430006 PHOTOGRAPHY	\$0.00	\$0.00	\$0.00	\$0.00	\$0.00
430009 OFFICE	\$0.00	\$0.00	\$0.00	\$300.00	\$500.00
430033 STREET SIGN	\$0.00	\$0.00	\$0.00	\$0.00	\$0.00
430035 VECTOR CONTROL	\$0.00	\$0.00	\$0.00	\$0.00	\$0.00
430042 TOOLS & HARDWARE	\$45.90	\$0.00	\$69.55	\$1,000.00	\$2,000.00
430099 MISC SUPPLIES AND EXP	\$0.00	\$0.00	\$0.00	\$0.00	\$0.00
<b>430100 SUPPLIES &amp; EXP</b>	<b>\$337.90</b>	<b>\$125.00</b>	<b>\$69.55</b>	<b>\$1,400.00</b>	<b>\$3,200.00</b>
439015 OFFICE EQUIPMENT	\$0.00	\$0.00	\$0.00	\$0.00	\$3,500.00
<b>439100 MINOR CAPITAL</b>	<b>\$0.00</b>	<b>\$0.00</b>	<b>\$0.00</b>	<b>\$0.00</b>	<b>\$3,500.00</b>
<b>439995 SUPPLIES</b>	<b>\$337.90</b>	<b>\$125.00</b>	<b>\$69.55</b>	<b>\$1,400.00</b>	<b>\$6,700.00</b>
<b>01030137 CODES</b>	<b>\$542,261.66</b>	<b>\$531,606.61</b>	<b>\$462,076.35</b>	<b>\$556,789.00</b>	<b>\$671,978.03</b>

## **BUREAU OF POLICE**

### **Office of the Police Chief**

The Commanding Officer of the Bureau is the Chief of Police. This office is responsible for the management of available resources to ensure that the Bureau's goals and objectives are achieved. The Chief's Office is responsible for the direct supervision of one Administrative Support staff, Internal Affairs Unit, Street Crimes Unit, FBI Task Force, Community Policing, and Animal Control.

The Harrisburg Bureau of Police is a PLEAC accredited agency. The Bureau attained this prestigious status in 2003 from the PA Chiefs of Police Association Accreditation Committee, and was last reaccredited in 2011.

### **Uniformed Patrol Division**

The largest Division of the Bureau is the Uniformed Patrol Division, which is commanded by the Bureau's Uniformed Patrol Commander. The Division consists of three Platoons. Also under the Division are the specialty units which include the K-9 Unit, and Housing Police Unit. These Uniformed Officers respond directed to the public's calls for service and are on the "Front Line" of Law Enforcement every day.

### **Technical Services Division**

The Technical Services Division is comprised of Units which support the Patrol and Criminal Investigative Divisions and service the community in a variety of functions. The Bureau's Training Unit, Property Management Unit, Court Liaison/Special Events Officer, Abandoned Vehicle Officer, Accreditation Officer, Police Data Technicians and Records Center Staff are assigned to the Technical Services Division.

The Parking Enforcement Unit is also part of the Technical Services Division. Parking Enforcement personnel are responsible for enforcing the parking ordinances of the City of Harrisburg and the parking statutes of the Commonwealth of Pennsylvania.

### **Criminal Investigation Division**

The Criminal Investigation Division investigates adult and juvenile crimes referred by the Uniformed Patrol Division, and law enforcement community. The Division is broken down into the Adult Offender, Juvenile Offender, Organized Crime and Vice Control, Special Operations, Forensic, Arson Unit, one Administrative Support staff and The Dauphin County Victim/Witness Assistance Program. The primary goal of this Division is to resolve crime through investigation.

BUREAU OF POLICE

EXPENDITURE ANALYSIS DETAIL  
2015 APPROVED BUDGET

General Fund

0142 Bureau of Police

Allocation Plan				Position Control			
PERSONNEL	2014 Adjusted	2015 Approved	JOB CLASSIFICATION	2014 Adjusted	2015 Approved	2014 Adjusted	2015 Approved
Salaries-Mgmt	387,067	327,042	Police Chief	1	1	87,492	94,000
Salaries-BU	9,978,619	9,641,064	Police Captain	3	2	244,575	170,042
Salaries- Police Extra Duty	500,000	575,000	Community Policing Coordinator	1	1	55,000	63,000
Overtime	550,000	550,000					
Fringe Benefits	249,132	213,947	Total Management	5	4	387,067	327,042
Miscellaneous	3,059,938	3,168,561					
TOTAL	14,724,756	14,475,614	Detective	23	20	1,653,163	1,349,722
			Forensic Investigator	3	3	213,893	215,827
SERVICES			Police Officer	96	97	5,974,741	5,782,532
Communications	70,330	69,000	Police Corporal	10	11	711,070	788,572
Professional Services	13,770	15,500	Police Lieutenant	4	4	321,052	323,895
Utilities	12,000	12,000	Police Sergeant	7	9	535,087	688,648
Insurance	475,495	454,331	Record Center Operator I	1	0	38,297	0
Rentals	0	0	Secretary	2	2	80,110	80,690
Maintenance & Repairs	29,900	25,300	Police Data Technician I	2	1	81,478	42,775
Contracted Services	267,572	226,125	Police Data Technician II	3	3	128,190	129,238
TOTAL	869,067	802,256	Parking Enforcement Office I	2	1	73,761	37,949
			Parking Enforcement Office II	3	1	113,133	38,332
SUPPLIES			Dog Law Enforcement Officer II	1	1	42,800	43,220
Supplies	54,100	63,100	Administrative Assistant I	1	1	40,670	41,077
Minor Capital Equipment	0	36,000	Atrium Receptionist	1	1	36,174	37,587
			Animal Officer	0	1	0	41,000
			Reallocation			(65,000)	0
			Total Bargaining Unit	159	156	9,978,619	9,641,064
TOTAL	54,100	99,100	Police Extra Duty			500,000	575,000
OTHER	56,000	427,000	Overtime			550,000	550,000
			FICA			249,132	213,947
TOTAL APPROPRIATION	15,703,923	15,803,970	Total Fringe Benefits			249,132	213,947
			Sick Leave Buy-Back			119,110	110,261
			Severance Pay			241,250	120,000
			Uniform Allowance			221,508	145,000
			College Credits			10,000	10,000
			Loss Time & Med			1,134,000	300,000
			Police Pension Plan			2,431,070	2,482,000
			Medicare Part B			2,000	1,300
			Concessions			(1,099,000)	0
			Total Miscellaneous			3,059,938	3,168,561
			TOTAL	164	160	14,724,756	14,475,614

POLICE BUREAU - 0142

## PUBLIC SAFETY

1.00% FOP  
0.00% Manage

EMPLOYEE	POSITION	ANNIV. / D.O.B.	2014 END OF YR SALARY	2015 GRADE/STEP INCREASE	2015 ANNUAL INCREASE	2015 LONG.	2015 SALARY	2015 LUMP SUM	FICA	FRINGE BENEFITS	TOTAL
	POLICE CHIEF	7 29 1988	\$ 87,492.24	6,507.76	0.00	0.00	94,000.00	0.00	7,191.00	0.00	101,191.00
	POLICE CAPTAIN	5 22 1992	\$ 81,525.23	3,495.77	0.00	0.00	85,021.00	0.00	6,504.11	0.00	91,525.11
	POLICE CAPTAIN	5 21 1993	\$ 81,525.23	3,495.77	0.00	0.00	85,021.00	0.00	6,504.11	0.00	91,525.11
	COMMUNITY POLICING COORDINATOR	1 22 2014	\$ 55,000.00	8,000.00	0.00	0.00	63,000.00	0.00	4,819.50	0.00	67,819.50

4.00 MANAGEMENT TOTALS

305,542.70 21,499.30 0.00 0.00 327,042.00 0.00 25,018.71 0.00 352,060.71

	DETECTIVE	7 31 1987	\$ 64,425.85	0.00	644.26	8,375.36	73,445.47	0.00	1,064.96	0.00	74,510.43
	DETECTIVE	5 23 1991	\$ 64,425.85	0.00	644.26	8,375.36	73,445.47	0.00	1,064.96	0.00	74,510.43
	DETECTIVE	5 22 1992	\$ 64,425.85	0.00	644.26	8,375.36	73,445.47	0.00	1,064.96	0.00	74,510.43
	DETECTIVE	5 22 1992	\$ 64,425.85	0.00	644.26	8,375.36	73,445.47	0.00	1,064.96	0.00	74,510.43
	DETECTIVE	5 22 1992	\$ 64,425.85	0.00	644.26	8,375.36	73,445.47	0.00	1,064.96	0.00	74,510.43
	DETECTIVE	5 18 1995	\$ 64,425.85	0.00	644.26	8,375.36	18,361.37	0.00	266.24	0.00	18,627.61
	DETECTIVE	9 15 1997	\$ 64,425.85	0.00	644.26	8,375.36	73,445.47	0.00	1,064.96	0.00	74,510.43
	DETECTIVE	9 15 1997	\$ 64,425.85	0.00	644.26	8,375.36	73,445.47	0.00	1,064.96	0.00	74,510.43
	DETECTIVE	9 15 1997	\$ 64,425.85	0.00	644.26	8,375.36	73,445.47	0.00	1,064.96	0.00	74,510.43
	DETECTIVE	9 14 1998	\$ 64,425.85	0.00	644.26	8,375.36	73,445.47	0.00	1,064.96	0.00	74,510.43
	DETECTIVE	5 17 1999	\$ 64,425.85	0.00	644.26	7,731.10	72,801.21	0.00	1,055.62	0.00	73,856.83
	DETECTIVE	5 15 2000	\$ 64,425.85	0.00	644.26	7,086.84	72,156.95	0.00	1,046.28	0.00	73,203.23
	DETECTIVE	1 8 2001	\$ 64,425.85	0.00	644.26	6,442.58	71,512.69	0.00	1,036.93	0.00	72,549.63
	DETECTIVE	1 8 2001	\$ 64,425.85	0.00	644.26	6,442.58	71,512.69	0.00	1,036.93	0.00	72,549.63
	DETECTIVE	1 8 2001	\$ 64,425.85	0.00	644.26	6,442.58	71,512.69	0.00	1,036.93	0.00	72,549.63
	DETECTIVE	1 18 2005	\$ 64,425.85	0.00	644.26	3,865.55	68,935.66	0.00	999.57	0.00	69,935.22
	DETECTIVE	7 7 2008	\$ 64,425.85	0.00	644.26	1,932.78	67,002.88	0.00	971.54	0.00	67,974.42
	DETECTIVE/INSPECTOR	5 23 1991	\$ 64,425.85	0.00	644.26	8,375.36	30,602.28	0.00	443.73	0.00	31,046.01
	DETECTIVE/INSPECTOR	9 15 1997	\$ 64,425.85	0.00	644.26	8,375.36	73,445.47	0.00	1,064.96	0.00	74,510.43
	DETECTIVE/INSPECTOR	7 8 2002	\$ 64,425.85	0.00	644.26	5,798.33	70,868.43	0.00	1,027.59	0.00	71,896.03
	FORENSIC INVESTIGATOR	5 17 1999	\$ 64,425.85	0.00	644.26	7,731.10	72,801.21	0.00	1,055.62	0.00	73,856.83
	FORENSIC INVESTIGATOR	1 8 2001	\$ 64,425.85	0.00	644.26	6,442.58	71,512.69	0.00	1,036.93	0.00	72,549.63
	FORENSIC INVESTIGATOR	1 8 2001	\$ 64,425.85	0.00	644.26	6,442.58	71,512.69	0.00	1,036.93	0.00	72,549.63
	POLICE CORPORAL	7 6 2004	\$ 64,425.85	0.00	644.26	4,509.81	69,579.92	0.00	1,008.91	0.00	70,588.82
	POLICE CORPORAL	5 20 1994	\$ 64,425.85	0.00	644.26	8,375.36	73,445.47	0.00	1,064.96	0.00	74,510.43
	POLICE CORPORAL	5 20 1996	\$ 64,425.85	0.00	644.26	8,375.36	73,445.47	0.00	1,064.96	0.00	74,510.43
	POLICE CORPORAL	5 17 1999	\$ 64,425.85	0.00	644.26	7,731.10	72,801.21	0.00	1,055.62	0.00	73,856.83
	POLICE CORPORAL	5 17 1999	\$ 64,425.85	0.00	644.26	7,731.10	72,801.21	0.00	1,055.62	0.00	73,856.83
	POLICE CORPORAL	1 8 2001	\$ 64,425.85	0.00	644.26	7,086.84	72,156.95	0.00	1,046.28	0.00	73,203.23
	POLICE CORPORAL	1 8 2001	\$ 64,425.85	0.00	644.26	6,442.58	71,512.69	0.00	1,036.93	0.00	72,549.62
	POLICE CORPORAL	1 18 2005	\$ 64,425.85	0.00	644.26	3,865.55	68,935.66	0.00	999.57	0.00	69,935.22
	POLICE CORPORAL	7 5 2005	\$ 64,425.85	0.00	644.26	3,865.55	68,935.66	0.00	999.57	0.00	69,935.22
	POLICE CORPORAL	9 15 1997	\$ 64,425.85	0.00	644.26	8,375.36	73,445.47	0.00	1,064.96	0.00	74,510.43
	POLICE CORPORAL	1 8 2001	\$ 64,425.85	0.00	644.26	6,442.58	71,512.69	0.00	1,036.93	0.00	72,549.62
	POLICE SERGEANT	5 22 1992	\$ 67,647.14	0.00	676.47	8,794.13	77,117.74	0.00	1,118.21	0.00	78,235.95
	POLICE SERGEANT	5 20 1994	\$ 67,647.14	0.00	676.47	8,794.13	77,117.74	0.00	1,118.21	0.00	78,235.95
	POLICE SERGEANT	5 18 1995	\$ 67,647.14	0.00	676.47	8,794.13	77,117.74	0.00	1,118.21	0.00	78,235.95
	POLICE SERGEANT	5 18 1995	\$ 67,647.14	0.00	676.47	8,794.13	77,117.74	0.00	1,118.21	0.00	78,235.95
	POLICE SERGEANT	5 20 1996	\$ 67,647.14	0.00	676.47	8,794.13	77,117.74	0.00	1,118.21	0.00	78,235.95
	POLICE SERGEANT	9 14 1998	\$ 67,647.14	0.00	676.47	8,794.13	77,117.74	0.00	1,118.21	0.00	78,235.95
	POLICE SERGEANT	5 23 1991	\$ 67,647.14	0.00	676.47	8,794.13	77,117.74	0.00	1,118.21	0.00	78,235.95
	POLICE SERGEANT	7 5 2005	\$ 67,647.14	0.00	676.47	4,058.83	72,382.44	0.00	1,049.55	0.00	73,431.99
	POLICE SERGEANT	5 17 1999	\$ 67,647.14	0.00	676.47	8,117.66	76,441.27	0.00	1,108.40	0.00	77,549.67
	POLICE LIEUTENANT	8 3 1990	\$ 71,029.50	0.00	710.29	9,233.83	80,973.63	0.00	1,174.12	0.00	82,147.74
	POLICE LIEUTENANT	5 23 1991	\$ 71,029.50	0.00	710.29	9,233.83	80,973.63	0.00	1,174.12	0.00	82,147.74
	POLICE LIEUTENANT	5 22 1992	\$ 71,029.50	0.00	710.29	9,233.83	80,973.63	0.00	1,174.12	0.00	82,147.74
	POLICE LIEUTENANT	1 14 1994	\$ 71,029.50	0.00	710.29	9,233.83	80,973.63	0.00	1,174.12	0.00	82,147.74

## PUBLIC SAFETY

1.00% FOP  
0.00% Manage

EMPLOYEE	POSITION	ANNIV. / D.O.B.	2014 END OF YR SALARY	2015 GRADE/STEP INCREASE	2015 ANNUAL INCREASE	2015 LONG.	2015 SALARY	2015 LUMP SUM	FICA	FRINGE BENEFITS	TOTAL
	POLICE OFFICER	5	1978	\$ 61,357.95	0.00	613.58	7,976.53	69,948.06	0.00	0.00	69,948.06
	POLICE OFFICER	7	1988	\$ 61,357.95	0.00	613.58	7,976.53	69,948.06	0.00	1,014.25	70,962.31
	POLICE OFFICER	8	1990	\$ 61,357.95	0.00	613.58	7,976.53	46,632.04	0.00	676.16	47,308.21
	POLICE OFFICER	8	1990	\$ 61,357.95	0.00	613.58	7,976.53	69,948.06	0.00	1,014.25	70,962.31
	POLICE OFFICER	8	1990	\$ 61,357.95	0.00	613.58	7,976.53	69,948.06	0.00	1,014.25	70,962.31
	POLICE OFFICER	8	1990	\$ 61,357.95	0.00	613.58	7,976.53	69,948.06	0.00	1,014.25	70,962.31
	POLICE OFFICER	5	1991	\$ 61,357.95	0.00	613.58	7,976.53	69,948.06	0.00	1,014.25	70,962.31
	POLICE OFFICER	5	1991	\$ 61,357.95	0.00	613.58	7,976.53	69,948.06	0.00	1,014.25	70,962.31
	POLICE OFFICER	5	1991	\$ 61,357.95	0.00	613.58	7,976.53	69,948.06	0.00	1,014.25	70,962.31
	POLICE OFFICER	1	10	1992	\$ 61,357.95	0.00	7,976.53	69,948.06	0.00	1,014.25	70,962.31
	POLICE OFFICER	5	1992	\$ 61,357.95	0.00	613.58	7,976.53	69,948.06	0.00	1,014.25	70,962.31
	POLICE OFFICER	5	1993	\$ 61,357.95	0.00	613.58	7,976.53	69,948.06	0.00	1,014.25	70,962.31
	POLICE OFFICER	5	1993	\$ 61,357.95	0.00	613.58	7,976.53	69,948.06	0.00	1,014.25	70,962.31
	POLICE OFFICER	1	14	1994	\$ 61,357.95	0.00	7,976.53	69,948.06	0.00	1,014.25	70,962.31
	POLICE OFFICER	5	18	1995	\$ 61,357.95	0.00	7,976.53	29,145.03	0.00	422.60	29,567.63
	POLICE OFFICER	5	1996	\$ 61,357.95	0.00	613.58	7,976.53	69,948.06	0.00	1,014.25	70,962.31
	POLICE OFFICER	9	15	1997	\$ 61,357.95	0.00	7,976.53	69,948.06	0.00	1,014.25	70,962.31
	POLICE OFFICER	9	15	1997	\$ 61,357.95	0.00	7,976.53	69,948.06	0.00	1,014.25	70,962.31
	POLICE OFFICER	9	15	1997	\$ 61,357.95	0.00	7,976.53	69,948.06	0.00	1,014.25	70,962.31
	POLICE OFFICER	9	14	1998	\$ 61,357.95	0.00	7,976.53	69,948.06	0.00	1,014.25	70,962.31
	POLICE OFFICER	5	17	1999	\$ 61,357.95	0.00	7,976.53	69,948.06	0.00	1,014.25	70,962.31
	POLICE OFFICER	5	17	1999	\$ 61,357.95	0.00	7,976.53	69,948.06	0.00	1,014.25	70,962.31
	POLICE OFFICER	5	15	2000	\$ 61,357.95	0.00	7,976.53	69,948.06	0.00	1,014.25	70,962.31
	POLICE OFFICER	1	8	2001	\$ 61,357.95	0.00	6,749.37	68,720.90	0.00	986.45	69,707.36
	POLICE OFFICER	1	8	2001	\$ 61,357.95	0.00	6,135.80	68,107.33	0.00	987.56	69,094.88
	POLICE OFFICER	1	8	2001	\$ 61,357.95	0.00	6,135.80	68,107.33	0.00	987.56	69,094.88
	POLICE OFFICER	1	8	2001	\$ 61,357.95	0.00	6,135.80	68,107.33	0.00	987.56	69,094.88
	POLICE OFFICER	1	8	2001	\$ 61,357.95	0.00	6,135.80	68,107.33	0.00	987.56	69,094.88
	POLICE OFFICER	1	22	2002	\$ 61,357.95	0.00	5,522.22	67,493.75	0.00	978.66	68,472.41
	POLICE OFFICER	1	22	2002	\$ 61,357.95	0.00	5,522.22	67,493.75	0.00	978.66	68,472.41
	POLICE OFFICER	1	22	2002	\$ 61,357.95	0.00	5,522.22	67,493.75	0.00	978.66	68,472.41
	POLICE OFFICER	7	8	2002	\$ 61,357.95	0.00	5,522.22	67,493.75	0.00	978.66	68,472.41
	POLICE OFFICER	7	8	2002	\$ 61,357.95	0.00	5,522.22	67,493.75	0.00	978.66	68,472.41
	POLICE OFFICER	7	6	2004	\$ 61,357.95	0.00	4,295.06	66,266.59	0.00	960.87	67,227.45
	POLICE OFFICER	7	6	2004	\$ 61,357.95	0.00	4,295.06	66,266.59	0.00	960.87	67,227.45
	POLICE OFFICER	7	5	2005	\$ 61,357.95	0.00	3,681.48	65,653.01	0.00	951.97	66,604.98
	POLICE OFFICER	7	5	2005	\$ 61,357.95	0.00	3,681.48	65,653.01	0.00	951.97	66,604.98
	POLICE OFFICER	7	5	2005	\$ 61,357.95	0.00	3,681.48	65,653.01	0.00	951.97	66,604.98
	POLICE OFFICER	7	5	2005	\$ 61,357.95	0.00	3,681.48	65,653.01	0.00	951.97	66,604.98
	POLICE OFFICER	7	5	2005	\$ 61,357.95	0.00	3,681.48	65,653.01	0.00	951.97	66,604.98
	POLICE OFFICER	7	5	2005	\$ 61,357.95	0.00	3,681.48	65,653.01	0.00	951.97	66,604.98
	POLICE OFFICER	7	5	2005	\$ 61,357.95	0.00	3,681.48	65,653.01	0.00	951.97	66,604.98
	POLICE OFFICER	1	17	2006	\$ 61,357.95	0.00	3,067.90	65,039.43	0.00	943.07	65,982.50
	POLICE OFFICER	7	5	2006	\$ 61,357.95	0.00	3,067.90	65,039.43	0.00	943.07	65,982.50
	POLICE OFFICER	7	5	2006	\$ 61,357.95	0.00	3,067.90	65,039.43	0.00	943.07	65,982.50
	POLICE OFFICER	7	2	2007	\$ 61,357.95	0.00	2,454.32	64,425.85	0.00	934.17	65,360.02
	POLICE OFFICER	7	2	2007	\$ 61,357.95	0.00	2,454.32	64,425.85	0.00	934.17	65,360.02
	POLICE OFFICER	7	2	2007	\$ 61,357.95	0.00	2,454.32	64,425.85	0.00	934.17	65,360.02
	POLICE OFFICER	7	2	2007	\$ 61,357.95	0.00	2,454.32	64,425.85	0.00	934.17	65,360.02
	POLICE OFFICER	1	14	2008	\$ 61,357.95	0.00	1,840.74	63,812.27	0.00	925.28	64,737.55
	POLICE OFFICER	7	7	2008	\$ 61,357.95	0.00	1,840.74	63,812.27	0.00	925.28	64,737.55
	POLICE OFFICER	1	20	2009	\$ 61,357.95	0.00	1,227.16	63,198.69	0.00	916.38	64,115.07
	POLICE OFFICER	1	20	2009	\$ 61,357.95	0.00	1,227.16	63,198.69	0.00	916.38	64,115.07
	POLICE OFFICER	1	20	2009	\$ 61,357.95	0.00	1,227.16	63,198.69	0.00	916.38	64,115.07





## PUBLIC SAFETY

1.00% FOP  
0.00% Manage

EMPLOYEE	POSITION	ANNIV. / D.O.B.	2014 END OF YR SALARY	2015 GRADE/STEP INCREASE	2015 ANNUAL INCREASE	2015 LONG. LONG.	2015 SALARY	LUMP SUM	FICA	FRINGE BENEFITS	TOTAL
156.00	BARGAINING UNIT TOTALS		8,925,078.18	119,260.62	88,871.43	669,900.42	9,641,064.30	0.00	169,277.04	0.00	9,810,341.35
160.00	TOTAL		9,230,620.88	140,759.92	88,871.43	669,900.42	9,968,106.30	0.00	194,295.76	0.00	10,162,402.06
Police Extra Duty				0.00	0.00	0.00	575,000.00	0.00	8,337.50	0.00	583,337.50
OVERTIME							550,000.00	0.00	7,975.00	0.00	557,975.00
SICK LEAVE BUY-BACK							110,260.65	0.00	1,598.78	0.00	111,859.43
SUBTOTAL-SALARIES/WAGES							11,203,366.95	0.00	212,207.04	0.00	11,415,573.99
SEVERANCE PAY							120,000.00	0.00	1,740.00	0.00	121,740.00
MEDICARE-PART B							1,300.00	0.00	0.00	0.00	1,300.00
LOSS TIME & MED							300,000.00	0.00	0.00	0.00	300,000.00
POLICE PENSION PLAN							2,482,000.00	0.00	0.00	0.00	2,482,000.00
CLOTHING ALLOWANCE							145,000.00	0.00	0.00	0.00	145,000.00
COLLEGE CREDITS							10,000.00	0.00	0.00	0.00	10,000.00
TOTAL SALARIES, LUMP SUM, OVERTIME, FICA AND FRINGE BENEFITS							14,261,666.95	0.00	213,947.04	0.00	14,475,613.99

## 2015 Approved Budget

### Expenditure Line Item

**BUDGET UNIT: 01040142 BUREAU OF POLICE**

Account	2012 Actual	2013 Actual	2014 Actual YTD (11/17)	2014 Adjusted Budget	2015 Approved Budget
414000 SALARIES & WAGES	\$11,073,729.79	\$9,967,861.71	\$8,166,817.70	\$10,365,686.00	\$9,968,106.30
414900 SALARIES/WAGES-EXTRA DUTY	\$483,620.01	\$425,516.34	\$508,866.42	\$500,000.00	\$575,000.00
416000 OVERTIME	\$376,875.06	\$464,072.70	\$372,792.60	\$550,000.00	\$550,000.00
417000 SICK LEAVE BUY-BACK	\$0.00	\$13,208.09	\$18,182.48	\$119,110.25	\$110,260.65
419006 MANDATORY MEDICARE	\$0.00	\$0.00	\$0.00	\$0.00	\$0.00
<b>414100 SALARIES/WAGES</b>	<b>\$11,934,224.86</b>	<b>\$10,870,658.84</b>	<b>\$9,066,659.20</b>	<b>\$11,534,796.25</b>	<b>\$11,203,366.95</b>
419001 SOCIAL SECURITY	\$216,978.34	\$201,046.78	\$159,651.06	\$249,131.52	\$213,947.04
419002 MEDICAL	\$0.00	\$0.00	\$0.00	\$0.00	\$0.00
419005 SEVERANCE PAY	\$38,910.07	\$468,436.49	\$112,758.77	\$241,250.00	\$120,000.00
419007 MEDICARE - PART B	\$1,938.00	\$1,198.80	\$1,258.80	\$2,000.00	\$1,300.00
419012 LOSS TIME & MED	\$626,473.89	\$1,628,077.81	\$213,282.79	\$1,134,000.00	\$300,000.00
419019 CONCESSIONS & VACANCIES	\$0.00	\$0.00	\$0.00	(\$1,099,000.00)	\$0.00
419020 POLICE PENSION PLAN A	\$2,524,733.51	\$2,165,623.87	\$2,034,070.00	\$2,431,070.00	\$2,482,000.00
419028 CLOTHING ALLOWANCE	\$31,548.80	\$101,134.35	\$200,257.76	\$221,508.00	\$145,000.00
419029 CLOTHING MAINT ALLOWANCE	\$47,775.00	\$42,900.00	\$0.00	\$0.00	\$0.00
419049 COLLEGE CREDITS	\$8,800.00	\$0.00	\$10,000.00	\$10,000.00	\$10,000.00
419900 MEDICARE - EXTRA DUTY	\$0.00	\$0.00	\$0.00	\$0.00	\$0.00
<b>419100 FRINGE BENEFITS</b>	<b>\$3,497,157.61</b>	<b>\$4,608,418.10</b>	<b>\$2,731,279.18</b>	<b>\$3,189,959.52</b>	<b>\$3,272,247.04</b>
<b>419995 PERSONNEL</b>	<b>\$15,431,382.47</b>	<b>\$15,479,076.94</b>	<b>\$11,797,938.38</b>	<b>\$14,724,755.77</b>	<b>\$14,475,613.99</b>
420010 ADVERTISING	\$362.13	\$652.01	\$225.22	\$500.00	\$500.00
420020 PRINTING	\$10,002.67	\$8,594.94	\$2,258.40	\$7,700.00	\$7,500.00
420030 PHOTOGRAPHY	\$0.00	\$0.00	\$0.00	\$4,130.00	\$5,000.00
420040 TELEPHONE	\$47,980.87	\$42,760.96	\$30,849.89	\$48,000.00	\$45,000.00
420050 POSTAGE	\$11,782.72	\$14,211.48	\$9,909.62	\$10,000.00	\$11,000.00
<b>420100 COMMUNICATIONS</b>	<b>\$70,128.39</b>	<b>\$66,219.39</b>	<b>\$43,243.13</b>	<b>\$70,330.00</b>	<b>\$69,000.00</b>
421010 LEGAL	\$0.00	\$0.00	\$0.00	\$0.00	\$0.00
421016 MEDICAL/PSYCHOLOGICAL EXA	\$0.00	\$10,595.00	\$10,045.00	\$10,140.00	\$12,000.00
421030 CONSULTING	\$780.20	\$0.00	\$0.00	\$0.00	\$0.00
421040 COLLECTION(OPT & LIENS)	\$0.00	\$0.00	\$0.00	\$0.00	\$0.00
421050 OTHER PROFESSIONAL FEES	\$2,800.98	\$0.00	\$0.00	\$0.00	\$0.00
421060 STENOGRAPHER	\$0.00	\$0.00	\$0.00	\$0.00	\$0.00
421070 ARBITRATION	\$0.00	\$2,510.21	\$3,629.18	\$3,630.00	\$3,500.00
421080 FILING FEES	\$0.00	\$0.00	\$0.00	\$0.00	\$0.00
<b>421100 PROFESSIONAL SRVC</b>	<b>\$3,581.18</b>	<b>\$13,105.21</b>	<b>\$13,674.18</b>	<b>\$13,770.00</b>	<b>\$15,500.00</b>
422000 SEWERAGE	\$0.00	\$0.00	\$0.00	\$0.00	\$0.00
422010 WATER	\$0.00	\$0.00	\$0.00	\$0.00	\$0.00
422020 ELECTRICITY	\$12,468.20	\$9,442.53	\$9,940.15	\$12,000.00	\$12,000.00
422030 HEAT	\$0.00	\$0.00	\$0.00	\$0.00	\$0.00
422080 SEWERAGE MAINT CHARGES	\$0.00	\$0.00	\$0.00	\$0.00	\$0.00
<b>422100 UTILITIES &amp; SRVC</b>	<b>\$12,468.20</b>	<b>\$9,442.53</b>	<b>\$9,940.15</b>	<b>\$12,000.00</b>	<b>\$12,000.00</b>
423011 AUTO DEDUCT	\$6,784.17	\$57,563.91	\$105,804.91	\$130,400.00	\$130,400.00
423020 GENERAL LIABILITY PREM	\$0.00	\$0.00	\$0.00	\$0.00	\$0.00
423021 GEN LIAB DEDUCT	\$0.00	\$0.00	\$0.00	\$0.00	\$0.00

## 2015 Approved Budget

### Expenditure Line Item

**BUDGET UNIT: 01040142 BUREAU OF POLICE**

Account	2012 Actual	2013 Actual	2014 Actual YTD (11/17)	2014 Adjusted Budget	2015 Approved Budget
423080 POLICE PROF PREM	\$211,314.65	\$227,034.59	\$271,634.30	\$278,495.00	\$257,331.17
423081 POLICE PROF DEDUCT	\$49,885.82	\$91,054.14	\$29,342.22	\$66,600.00	\$66,600.00
<b>423100 INSURANCE</b>	<b>\$267,984.64</b>	<b>\$375,652.64</b>	<b>\$406,781.43</b>	<b>\$475,495.00</b>	<b>\$454,331.17</b>
424060 OTHER RENTALS	\$0.00	\$0.00	\$0.00	\$0.00	\$0.00
<b>424100 RENTALS</b>	<b>\$0.00</b>	<b>\$0.00</b>	<b>\$0.00</b>	<b>\$0.00</b>	<b>\$0.00</b>
425000 OFFICE EQUIPMENT	\$0.00	\$0.00	\$302.43	\$1,500.00	\$200.00
425010 VEHICULAR EQUIPMENT	\$4,081.66	\$253.30	\$429.53	\$5,000.00	\$600.00
425090 MAINT SERV CONTRACT	\$26,571.27	\$22,088.00	\$21,401.50	\$22,300.00	\$23,000.00
425099 OTHER CONT MAINT	\$523.62	\$1,698.32	\$1,093.56	\$1,100.00	\$1,500.00
<b>425100 MAINT &amp; REPAIRS</b>	<b>\$31,176.55</b>	<b>\$24,039.62</b>	<b>\$23,227.02</b>	<b>\$29,900.00</b>	<b>\$25,300.00</b>
429001 TUITION/TRAINING	\$13,236.50	\$29,762.51	\$78,738.46	\$87,452.00	\$87,000.00
429005 NUISANCE	\$0.00	\$0.00	\$0.00	\$600.00	\$0.00
429008 POLICE & FIRE MEAL ALLOW.	\$0.00	\$0.00	\$0.00	\$0.00	\$0.00
429009 ADMIN/TRUSTEE FEE	\$539.74	\$690.62	\$565.49	\$700.00	\$500.00
429010 PRISONER CARE	\$0.00	\$46.95	\$125.65	\$220.00	\$125.00
429014 CONTRACTED PERSONNEL SVS.	\$0.00	\$0.00	\$0.00	\$0.00	\$0.00
429016 CONFERENCES	\$312.83	\$325.00	\$319.83	\$1,100.00	\$400.00
429017 MEMBERSHIPS	\$0.00	\$525.00	\$1,490.00	\$1,600.00	\$1,600.00
429060 TOWING	\$2,775.00	\$935.00	\$5,030.00	\$5,100.00	\$6,500.00
429090 MISC CONTRACTED SRVCS	\$84,518.75	\$60,854.19	\$83,816.76	\$170,800.00	\$130,000.00
<b>429100 CONTRACTED SRVC</b>	<b>\$101,382.82</b>	<b>\$93,139.27</b>	<b>\$170,086.19</b>	<b>\$267,572.00</b>	<b>\$226,125.00</b>
<b>429995 SERVICES</b>	<b>\$486,721.78</b>	<b>\$581,598.66</b>	<b>\$666,952.10</b>	<b>\$869,067.00</b>	<b>\$802,256.17</b>
430001 EDUCATIONAL	\$0.00	\$0.00	\$0.00	\$0.00	\$0.00
430002 SOFTWARE	\$196.99	\$41.29	\$0.00	\$1,000.00	\$500.00
430003 SUBSCRIPTIONS	\$0.00	\$0.00	\$0.00	\$0.00	\$0.00
430004 AUDIO-VISUAL	\$0.00	\$0.00	\$0.00	\$0.00	\$0.00
430005 DUPLICATING	\$0.00	\$0.00	\$0.00	\$0.00	\$0.00
430006 PHOTOGRAPHY	\$0.00	\$0.00	\$0.00	\$0.00	\$0.00
430008 DATA PROCESSING	\$0.00	\$0.00	\$0.00	\$0.00	\$0.00
430009 OFFICE	\$1,007.08	\$3,013.98	\$2,683.31	\$4,000.00	\$4,000.00
430011 CUSTODIAL	\$0.00	\$0.00	\$0.00	\$0.00	\$0.00
430012 PERSONAL SAFETY	\$37,017.95	\$5,960.54	\$41,820.09	\$42,000.00	\$50,000.00
430014 WEARING APPAREL	\$1,295.35	\$1,353.45	\$540.46	\$1,600.00	\$1,600.00
430016 MEDICAL/LAB	\$1,950.57	\$2,060.49	\$347.56	\$5,000.00	\$6,000.00
430034 TRAFFIC CONTROL	\$0.00	\$0.00	\$0.00	\$0.00	\$0.00
430036 BLDG CONSTRUCTION	\$0.00	\$0.00	\$0.00	\$0.00	\$0.00
430037 CHEMICALS	\$0.00	\$0.00	\$0.00	\$0.00	\$0.00
430052 VEHICLE PARTS & SUPPLIES	\$0.00	\$0.00	\$165.00	\$500.00	\$1,000.00
430099 MISC SUPPLIES AND EXP	\$1,281.50	\$0.00	\$0.00	\$0.00	\$0.00
<b>430100 SUPPLIES &amp; EXP</b>	<b>\$42,749.44</b>	<b>\$12,429.75</b>	<b>\$45,556.42</b>	<b>\$54,100.00</b>	<b>\$63,100.00</b>
439015 OFFICE EQUIPMENT	\$0.00	\$0.00	\$0.00	\$0.00	\$0.00
439030 VEHICULAR EQUIPMENT	\$0.00	\$0.00	\$0.00	\$0.00	\$36,000.00

## 2015 Approved Budget

### Expenditure Line Item

**BUDGET UNIT: 01040142 BUREAU OF POLICE**

Account	2012 Actual	2013 Actual	2014 Actual YTD (11/17)	2014 Adjusted Budget	2015 Approved Budget
<b>439100 MINOR CAPITAL</b>	<b>\$0.00</b>	<b>\$0.00</b>	<b>\$0.00</b>	<b>\$0.00</b>	<b>\$36,000.00</b>
<b>439995 SUPPLIES</b>	<b>\$42,749.44</b>	<b>\$12,429.75</b>	<b>\$45,556.42</b>	<b>\$54,100.00</b>	<b>\$99,100.00</b>
453004 EQUIPMENT-VEHICLE	\$0.00	\$100,000.00	\$15,706.80	\$16,000.00	\$402,000.00
453015 OFFICE EQUIPMENT	\$0.00	\$0.00	\$0.00	\$0.00	\$0.00
453036 EQUIPMENT-PUBLIC SAFETY	\$0.00	\$0.00	\$1,100.00	\$25,000.00	\$25,000.00
<b>450100 CAPITAL OUTLAY</b>	<b>\$0.00</b>	<b>\$100,000.00</b>	<b>\$16,806.80</b>	<b>\$41,000.00</b>	<b>\$427,000.00</b>
463000 MATCHING SHARE GRANTS	\$0.00	\$0.00	\$0.00	\$0.00	\$0.00
<b>460100 SUBSIDIES &amp; GRANTS</b>	<b>\$0.00</b>	<b>\$0.00</b>	<b>\$0.00</b>	<b>\$0.00</b>	<b>\$0.00</b>
481055 LIABILITY INSURANCE CLAIM	\$5,000.00	\$0.00	\$0.00	\$0.00	\$0.00
485000 REFUND PRIOR YEAR REVENUE	\$300.00	\$0.00	\$0.00	\$0.00	\$0.00
485002 FINES AND SETTLEMENTS	\$10,000.00	\$15,000.00	\$0.00	\$15,000.00	\$0.00
486000 PYMT OF PRIOR YR EXPEND.	\$0.00	\$0.00	\$0.00	\$0.00	\$0.00
490000 AUDIT EXCEPTIONS	\$0.00	\$0.00	\$0.00	\$0.00	\$0.00
<b>480100 NON-EXP ITEMS</b>	<b>\$15,300.00</b>	<b>\$15,000.00</b>	<b>\$0.00</b>	<b>\$15,000.00</b>	<b>\$0.00</b>
<b>499995 OTHER</b>	<b>\$15,300.00</b>	<b>\$115,000.00</b>	<b>\$16,806.80</b>	<b>\$56,000.00</b>	<b>\$427,000.00</b>
<b>01040142 POLICE</b>	<b>\$15,976,153.69</b>	<b>\$16,188,105.35</b>	<b>\$12,527,253.70</b>	<b>\$15,703,922.77</b>	<b>\$15,803,970.16</b>

## BUREAU OF FIRE

The Harrisburg Bureau of Fire exists to serve the City of Harrisburg, and when needed, the greater Harrisburg metropolitan area by providing effective fire suppression, emergency medical services, tactical rescue, urban search and rescue, water rescue, hazardous materials response, fire prevention, codes enforcement, and public safety education.

The Bureau of Fire is a team of highly motivated diverse individuals dedicated in common to public interaction and providing efficient services. This involves the use of modern fire and rescue equipment, integrated up-to-date training and safety techniques, computer technology, and cooperation with surrounding fire, rescue, and EMS agencies to provide the best service available by making public safety and protection our perpetual primary priority.

Effective suppression of fires involves arriving at the scene of an emergency quickly so the persons can be rescued and the fire can be attacked to prevent the spread of fire. It is the goal of the Bureau of Fire not to allow a fire to extend beyond the room, floor, or building of origin that is found involved in fire when arriving on scene. To effectively carry out our mission, the Bureau of Fire responds from three fire stations with five pieces of front line apparatus that are staffed 24/7 by at least 15 firefighters and fire officers.

The Bureau also maintains a fleet of boats; water rescue related tools and equipment, as well as highly trained staff. These resources provide advanced capabilities to deal with incidents on the Susquehanna River and its islands, as well as the small lakes and streams that are contained within the borders of the City. The water craft are also deployed to assist stranded motorists during street flooding events.

The Bureau of Fire, by providing effective emergency medical services, has fostered a close working relationship with Pinnacle Health's Community LifeTeam to assist in providing prompt EMS care to the citizens and visitors to our City. All Bureau of Fire apparatus is equipped with Automated External Defibrillators (AED's) and is able to provide prompt response. All new Fire Bureau recruits are required to maintain EMT status for the duration of their employment.

The Bureau of Fire is proactive in teaching fire prevention and preventing fires and other emergencies before they occur. The Fire Prevention Officer interacts on a daily basis with schools, daycares, and businesses to provide quality fire prevention materials and training. The Fire Inspector conducts fire inspections for the vast array of businesses in the City by taking a proactive approach. The Fire Inspector also initiates inspections from complaints received from residents and business owners, and works collectively with the Bureau of Codes to successfully mitigate hazardous conditions.

The Bureau of Fire is also responsible for effectively running the City's Emergency Operations Center during natural and man-made disasters, coordinating and running the Rescue 1 program, providing manpower for the PA Urban Search and Rescue Task Force, administering the Juvenile Fire Setter Intervention Program, maintaining an active role in the South Central PA Counter Terrorism Task Force, actively participating with the Dauphin County Hazardous Materials Response Team, as well as many other required and fiduciary responsibilities.

BUREAU OF FIRE

EXPENDITURE ANALYSIS DETAIL  
2015 APPROVED BUDGET

General Fund

0151 Fire

Allocation Plan			Position Control				
PERSONNEL	2014	2015	JOB CLASSIFICATION	2014	2015	2014	2015
	Adjusted	Approved		Adjusted	Approved	Adjusted	Approved
Salaries-Mgmt	152,380	152,380	Fire Chief	1	1	85,880	85,880
Salaries-BU	4,464,336	4,523,769	Deputy Chief	1	1	66,500	66,500
Overtime	2,000,000	900,000	Total Management	2	2	152,380	152,380
Premium	0	325,000					
Fringe Benefits	484,081	417,079	Battalion Chief	4	4	282,360	288,388
Miscellaneous	176,413	760,214	Captain	4	4	276,436	277,349
			Lieutenant	8	8	519,707	532,702
TOTAL	7,277,210	7,078,443	Firefighter Driver/Operator	44	40	2,645,361	2,358,310
			Firefighter I	19	19	785,352	940,182
SERVICES			Firefighter-Probationary	0	3	0	84,948
Communications	18,555	15,540	Administrative Assistant I	0	1	0	41,890
Professional Services	38,812	37,000	Reallocation			(44,880)	0
Utilities	83,600	70,400	Total Bargaining Unit	79	79	4,464,336	4,523,769
Insurance	0	0					
Rentals	0	0	Overtime			2,000,000	900,000
Maintenance & Repairs	42,154	119,500					
Contracted Services	75,840	56,700	Premium			0	325,000
TOTAL	258,961	299,140	FICA			103,893	92,579
			Severance Pay			310,500	250,000
SUPPLIES			College Credits			5,204	5,500
Supplies	154,850	265,650	Medicare - Part B			64,484	69,000
Minor Capital Equipment	3,500	0	Total Fringe Benefits			484,081	417,079
TOTAL	158,350	265,650	Sick Leave Buy-Back			100,107	117,214
			Hearing Aids			500	500
OTHER	150,000	90,000	Fire Pension Plan			0	358,000
			Clothing Allowance			85,806	84,500
TOTAL APPROPRIATION	7,844,521	7,733,233	Loss Time & Med			235,000	200,000
			Concessions			(245,000)	0
			Total Miscellaneous			176,413	760,214
			TOTAL	81	81	7,277,210	7,078,443

## PUBLIC SAFETY

EMPLOYEE	ANNIV. / D.O.B.	END OF YR SALARY	2015 GRADE/STEP INCREASE	2015 ANNUAL INCREASE	2015 LONG.	2015 SALARY	LUMP SUM	FICA	FRINGE BENEFITS	TOTAL
FIRE CHIEF	3 9	2000 \$	85,880.00	0.00	0.00	85,880.00	0.00	1,245.26	0.00	87,125.26
DEPUTY CHIEF	1 1	2014 \$	66,500.00	0.00	0.00	66,500.00	0.00	964.25	0.00	67,464.25
MANAGEMENT TOTALS			152,380.00	0.00	0.00	152,380.00	0.00	2,209.51	0.00	154,589.51
2.00										
ACTING BATTALION CHIEF	3 2	2001 \$	63,451.78	0.00	634.52	7,690.36	0.00	1,040.76	0.00	72,817.42
ACTING BATTALION CHIEF	3 9	2000 \$	63,451.78	0.00	634.52	7,690.36	0.00	1,040.76	0.00	72,817.42
ACTING BATTALION CHIEF	3 9	2000 \$	63,451.78	0.00	634.52	8,331.22	0.00	1,050.05	0.00	73,467.57
ACTING BATTALION CHIEF	3 17	1997 \$	63,451.78	0.00	634.52	72,417.52	0.00	1,050.05	0.00	73,467.57
FIRE CAPTAIN	3 2	1997 \$	61,158.84	0.00	611.59	8,030.16	0.00	1,012.11	0.00	70,812.69
FIRE CAPTAIN	3 9	1997 \$	61,158.84	0.00	611.59	8,030.16	0.00	1,012.11	0.00	70,812.69
FIRE CAPTAIN	3 9	1997 \$	61,158.84	0.00	611.59	8,030.16	0.00	1,012.11	0.00	70,812.69
FIRE CAPTAIN	3 3	2003 \$	61,158.84	0.00	611.59	6,177.04	0.00	985.24	0.00	68,932.71
FIRE LIEUTENANT	3 11	1996 \$	59,395.03	0.00	593.95	7,798.57	0.00	982.92	0.00	68,770.47
FIRE LIEUTENANT	3 11	1996 \$	59,395.03	0.00	593.95	7,798.57	0.00	982.92	0.00	68,770.47
FIRE LIEUTENANT	3 17	1997 \$	59,395.03	0.00	593.95	7,798.57	0.00	982.92	0.00	68,770.47
FIRE LIEUTENANT	3 16	1998 \$	59,395.03	0.00	593.95	7,798.57	0.00	982.92	0.00	68,770.47
FIRE LIEUTENANT	3 3	2003 \$	59,395.03	0.00	593.95	5,998.90	0.00	956.82	0.00	66,944.70
FIRE LIEUTENANT	3 3	2003 \$	59,395.03	0.00	593.95	5,998.90	0.00	956.82	0.00	66,944.70
FIRE LIEUTENANT	3 7	2005 \$	59,395.03	0.00	593.95	64,788.10	0.00	939.43	0.00	65,727.53
FIRE LIEUTENANT	3 7	2005 \$	59,395.03	0.00	593.95	64,788.10	0.00	939.43	0.00	65,727.53
FIREFIGHTER DRIVER/OPERATOR	7 22	1985 \$	54,985.52	0.00	549.86	7,219.60	0.00	0.00	0.00	62,754.97
FIREFIGHTER DRIVER/OPERATOR	12 1	1986 \$	54,985.52	0.00	549.86	7,219.60	0.00	909.95	0.00	63,664.92
FIREFIGHTER DRIVER/OPERATOR	8 7	1989 \$	22,910.63	0.00	229.11	3,008.17	0.00	379.14	0.00	26,527.05
FIREFIGHTER/INSPECTOR	8 7	1989 \$	54,985.52	0.00	549.86	7,219.60	0.00	909.95	0.00	63,664.92
FIREFIGHTER DRIVER/OPERATOR	8 27	1990 \$	54,985.52	0.00	549.86	7,219.60	0.00	909.95	0.00	63,664.92
FIREFIGHTER DRIVER/OPERATOR	8 27	1990 \$	54,985.52	0.00	549.86	7,219.60	0.00	909.95	0.00	63,664.92
FIREFIGHTER DRIVER/OPERATOR	8 27	1990 \$	54,985.52	0.00	549.86	7,219.60	0.00	909.95	0.00	63,664.92
FIREFIGHTER DRIVER/OPERATOR	8 27	1990 \$	54,985.52	0.00	549.86	7,219.60	0.00	909.95	0.00	63,664.92
FIREFIGHTER DRIVER/OPERATOR	8 29	1994 \$	54,985.52	0.00	549.86	7,219.60	0.00	909.95	0.00	63,664.92
FIREFIGHTER DRIVER/OPERATOR	3 13	1995 \$	32,074.89	0.00	320.75	4,211.43	0.00	530.80	0.00	37,137.87
FIREFIGHTER DRIVER/OPERATOR	3 13	1995 \$	54,985.52	0.00	549.86	7,219.60	0.00	909.95	0.00	63,664.92
FIREFIGHTER DRIVER/OPERATOR	3 13	1995 \$	54,985.52	0.00	549.86	7,219.60	0.00	909.95	0.00	63,664.92
FIREFIGHTER DRIVER/OPERATOR	3 13	1995 \$	27,492.76	0.00	274.93	3,609.80	0.00	454.97	0.00	31,832.46
FIREFIGHTER DRIVER/OPERATOR	3 17	1997 \$	54,985.52	0.00	549.86	7,219.60	0.00	909.95	0.00	63,664.92
FIREFIGHTER DRIVER/OPERATOR	3 17	1997 \$	54,985.52	0.00	549.86	7,219.60	0.00	909.95	0.00	63,664.92
FIREFIGHTER DRIVER/OPERATOR	9 8	1998 \$	54,985.52	0.00	549.86	7,219.60	0.00	909.95	0.00	63,664.92
FIREFIGHTER DRIVER/OPERATOR	3 8	1999 \$	54,985.52	0.00	549.86	7,219.60	0.00	909.95	0.00	63,664.92
FIREFIGHTER DRIVER/OPERATOR	3 8	1999 \$	54,985.52	0.00	549.86	7,219.60	0.00	909.95	0.00	63,664.92
FIREFIGHTER DRIVER/OPERATOR	3 9	2000 \$	54,985.52	0.00	549.86	7,219.60	0.00	909.95	0.00	63,664.92
FIREFIGHTER DRIVER/OPERATOR	3 9	2000 \$	54,985.52	0.00	549.86	7,219.60	0.00	909.95	0.00	63,664.92
FIREFIGHTER DRIVER/OPERATOR	3 2	2001 \$	54,985.52	0.00	549.86	6,664.25	0.00	901.89	0.00	63,101.51
FIREFIGHTER DRIVER/OPERATOR	8 29	2003 \$	54,985.52	0.00	549.86	5,553.54	0.00	885.79	0.00	61,974.70
FIREFIGHTER DRIVER/OPERATOR	8 29	2003 \$	54,985.52	0.00	549.86	5,553.54	0.00	885.79	0.00	61,974.70
FIREFIGHTER DRIVER/OPERATOR	8 29	2003 \$	54,985.52	0.00	549.86	5,553.54	0.00	885.79	0.00	61,974.70
FIREFIGHTER DRIVER/OPERATOR	8 29	2003 \$	54,985.52	0.00	549.86	5,553.54	0.00	885.79	0.00	61,974.70
FIREFIGHTER DRIVER/OPERATOR	3 3	2003 \$	54,985.52	0.00	549.86	5,553.54	0.00	885.79	0.00	61,974.70
FIREFIGHTER DRIVER/OPERATOR	3 7	2005 \$	54,985.52	0.00	549.86	4,442.83	0.00	869.68	0.00	60,847.89
FIREFIGHTER DRIVER/OPERATOR	3 7	2005 \$	54,985.52	0.00	549.86	4,442.83	0.00	869.68	0.00	60,847.89
FIREFIGHTER DRIVER/OPERATOR	3 7	2005 \$	54,985.52	0.00	549.86	4,442.83	0.00	869.68	0.00	60,847.89
FIREFIGHTER DRIVER/OPERATOR	3 7	2005 \$	54,985.52	0.00	549.86	4,442.83	0.00	869.68	0.00	60,847.89

## PUBLIC SAFETY

EMPLOYEE	POSITION	ANNIV./ D.O.B.	2014 END OF YR SALARY	2015 GRADE/STEP INCREASE	2015 ANNUAL INCREASE	2015 LONG.	2015 SALARY	2015 LUMP SUM	FICA	FRINGE BENEFITS	TOTAL
	FIREFIGHTER DRIVER/OPERATOR	3 6	2006 \$	0.00	549.86	3,887.48	59,422.85	0.00	861.63	0.00	60,284.48
	FIREFIGHTER DRIVER/OPERATOR	3 6	2006 \$	0.00	549.86	3,887.48	59,422.85	0.00	861.63	0.00	60,284.48
	FIREFIGHTER DRIVER/OPERATOR	3 6	2006 \$	0.00	549.86	3,887.48	59,422.85	0.00	861.63	0.00	60,284.48
	FIREFIGHTER DRIVER/OPERATOR	3 3	2008 \$	0.00	549.86	2,776.77	58,312.14	0.00	845.53	0.00	59,157.67
	FIREFIGHTER DRIVER/OPERATOR	3 3	2008 \$	0.00	549.86	2,776.77	58,312.14	0.00	845.53	0.00	59,157.67
	FIREFIGHTER DRIVER/OPERATOR	3 3	2008 \$	0.00	549.86	2,776.77	58,312.14	0.00	845.53	0.00	59,157.67
	FIREFIGHTER DRIVER/OPERATOR	8 31	2009 \$	0.00	549.86	2,776.77	58,312.14	0.00	845.53	0.00	59,157.67
	FIREFIGHTER II	6 4	2012 \$	0.00	514.58	519.72	52,492.19	0.00	761.14	0.00	53,253.33
	FIREFIGHTER II	6 4	2012 \$	0.00	514.58	519.72	52,492.19	0.00	761.14	0.00	53,253.33
	FIREFIGHTER II	6 4	2012 \$	0.00	514.58	519.72	52,492.19	0.00	761.14	0.00	53,253.33
	FIREFIGHTER II	6 4	2012 \$	0.00	514.58	519.72	52,492.19	0.00	761.14	0.00	53,253.33
	FIREFIGHTER II	6 4	2012 \$	0.00	514.58	519.72	52,492.19	0.00	761.14	0.00	53,253.33
	FIREFIGHTER I	3 24	2014 \$	2,572.89	463.12	0.00	46,775.22	0.00	678.24	0.00	47,453.46
	FIREFIGHTER I	3 24	2014 \$	2,572.89	463.12	0.00	46,775.22	0.00	678.24	0.00	47,453.46
	FIREFIGHTER I	3 24	2014 \$	2,572.89	463.12	0.00	46,775.22	0.00	678.24	0.00	47,453.46
	FIREFIGHTER I	3 24	2014 \$	2,572.89	463.12	0.00	46,775.22	0.00	678.24	0.00	47,453.46
	FIREFIGHTER I	3 24	2014 \$	2,572.89	463.12	0.00	46,775.22	0.00	678.24	0.00	47,453.46
	FIREFIGHTER I	3 24	2014 \$	2,572.89	463.12	0.00	46,775.22	0.00	678.24	0.00	47,453.46
	FIREFIGHTER I	3 24	2014 \$	2,572.89	463.12	0.00	46,775.22	0.00	678.24	0.00	47,453.46
	FIREFIGHTER - PROBATIONARY	4 1	2015 \$	0.00	0.00	0.00	28,316.00	0.00	410.58	0.00	28,726.58
	FIREFIGHTER - PROBATIONARY	4 1	2015 \$	0.00	0.00	0.00	28,316.00	0.00	410.58	0.00	28,726.58
	ADMINISTRATIVE ASSISTANT I	1 1	2015 \$	0.00	406.70	813.41	41,890.38	0.00	3,204.61	0.00	45,094.99
79.00	BARGAINING UNIT TOTALS		4,076,006.35	25,728.90	40,574.57	339,976.25	4,523,769.75	0.00	64,077.30	0.00	4,591,051.67
81.00	TOTAL		4,228,386.35	25,728.90	40,574.57	339,976.25	4,676,149.75	0.00	66,286.81	0.00	4,745,641.18
OVERTIME							900,000.00				
PREMIUM TIME							325,000.00				
SICK-LEAVE BUY BACK							117,214.00				
SUBTOTAL-SALARIES/WAGES							6,018,363.75	0.00	85,749.81	0.00	6,107,318.18
SEVERANCE PAY							250,000.00	0.00	3,625.00	0.00	253,625.00
MEDICARE-PART B							69,000.00	0.00	0.00	0.00	69,000.00
LOSS TIME & MED							200,000.00	0.00	0.00	0.00	200,000.00



PUBLIC SAFETY

FIRE - 0151

EMPLOYEE	POSITION	ANNIV. / D.O.B.	2014 END OF YR SALARY	2015 GRADE/STEP INCREASE	2015 ANNUAL INCREASE	2015 LONG.	2015 SALARY	2015 LUMP SUM	FICA	FRINGE BENEFITS	TOTAL
FIRE PENSION PLAN							358,000.00	0.00	0.00	0.00	358,000.00
HEARING AID-FIR							500.00	0.00	0.00	0.00	500.00
CLOTHING ALLOWANCE							78,500.00	0.00	0.00	0.00	78,500.00
CLOTHING MAINT ALLOWANCE							6,000.00	0.00	0.00	0.00	6,000.00
COLLEGE CREDITS							5,500.00	0.00	0.00	0.00	5,500.00
TOTAL SALARIES, LUMP SUM, OVERTIME, FICA AND FRINGE BENEFITS							6,980,363.75	0.00	89,374.81	0.00	7,078,443.18

## 2015 Approved Budget

### Expenditure Line Item

**BUDGET UNIT: 01040151 BUREAU OF FIRE**

Account	2012 Actual	2013 Actual	2014 Actual YTD (11/17)	2014 Adjusted Budget	2015 Approved Budget
414000 SALARIES & WAGES	\$4,242,454.51	\$4,156,587.30	\$3,824,661.98	\$4,616,716.00	\$4,676,149.75
416000 OVERTIME	\$2,719,248.69	\$2,729,169.99	\$1,671,052.52	\$2,000,000.00	\$900,000.00
416001 PREMIUM	\$0.00	\$0.00	\$0.00	\$0.00	\$325,000.00
417000 SICK LEAVE BUY-BACK	\$114,936.84	\$89,432.55	\$100,107.09	\$100,107.35	\$117,214.00
419006 MANDATORY MEDICARE	\$0.00	\$0.00	\$0.00	\$0.00	\$0.00
<b>414100 SALARIES/WAGES</b>	<b>\$7,076,640.04</b>	<b>\$6,975,189.84</b>	<b>\$5,595,821.59</b>	<b>\$6,716,823.35</b>	<b>\$6,018,363.75</b>
419001 SOCIAL SECURITY	\$92,799.68	\$95,748.24	\$82,114.09	\$103,892.50	\$92,579.43
419002 MEDICAL	\$0.00	\$0.00	\$0.00	\$0.00	0
419003 GROUP LIFE	\$0.00	\$0.00	\$0.00	\$0.00	\$0.00
419005 SEVERANCE PAY	\$315,308.41	\$400,041.72	\$208,506.88	\$310,500.00	\$250,000.00
419007 MEDICARE - PART B	\$51,393.70	\$53,488.40	\$64,479.60	\$64,483.60	\$69,000.00
419012 LOSS TIME & MED	\$252,538.37	\$307,606.60	\$136,614.74	\$235,000.00	\$200,000.00
419019 CONCESSIONS & VACANCIES	\$0.00	\$0.00	\$0.00	(\$245,000.00)	\$0.00
419023 FIRE PENSION PLAN B	\$0.00	\$0.00	\$0.00	\$0.00	\$358,000.00
419027 HEARING AID -FIRE	\$263.00	\$0.00	\$0.00	\$500.00	\$500.00
419028 CLOTHING ALLOWANCE	\$38,981.95	\$54,406.50	\$79,243.50	\$79,243.50	\$78,500.00
419029 CLOTHING MAINT ALLOWANCE	\$1,499.00	\$6,360.46	\$6,239.70	\$6,563.00	\$6,000.00
419049 COLLEGE CREDITS	\$4,992.00	\$0.00	\$5,204.00	\$5,204.00	\$5,500.00
<b>419100 FRINGE BENEFITS</b>	<b>\$757,776.11</b>	<b>\$917,651.92</b>	<b>\$582,402.51</b>	<b>\$560,386.60</b>	<b>\$1,060,079.43</b>
<b>419995 PERSONNEL</b>	<b>\$7,834,416.15</b>	<b>\$7,892,841.76</b>	<b>\$6,178,224.10</b>	<b>\$7,277,209.95</b>	<b>\$7,078,443.18</b>
420010 ADVERTISING	\$0.00	\$0.00	\$447.76	\$755.00	\$2,000.00
420020 PRINTING	\$0.00	\$0.00	\$0.00	\$0.00	\$0.00
420040 TELEPHONE	\$7,671.98	\$8,977.74	\$7,960.92	\$10,500.00	\$7,500.00
420041 E-MAIL/INTERNET	\$6,023.63	\$7,178.01	\$4,594.17	\$6,000.00	\$5,040.00
420050 POSTAGE	\$621.58	\$1,550.98	\$261.50	\$1,300.00	\$1,000.00
<b>420100 COMMUNICATIONS</b>	<b>\$14,317.19</b>	<b>\$17,706.73</b>	<b>\$13,264.35</b>	<b>\$18,555.00</b>	<b>\$15,540.00</b>
421010 LEGAL	\$0.00	\$0.00	\$0.00	\$0.00	\$0.00
421016 MEDICAL/PSYCHOLOGICAL EXA	\$8,680.00	\$1,324.78	\$2,450.00	\$2,600.40	\$2,000.00
421050 OTHER PROFESSIONAL FEES	\$1,497.81	\$0.00	\$1,211.25	\$1,212.00	\$0.00
421070 ARBITRATION	\$13,726.75	\$50,691.72	\$34,911.73	\$35,000.00	\$35,000.00
<b>421100 PROFESSIONAL SRVC</b>	<b>\$23,904.56</b>	<b>\$52,016.50</b>	<b>\$38,572.98</b>	<b>\$38,812.40</b>	<b>\$37,000.00</b>
422000 SEWERAGE	\$1,157.95	\$2,425.99	\$1,878.91	\$1,900.00	\$2,000.00
422010 WATER	\$4,407.84	\$7,544.42	\$4,792.77	\$4,800.00	\$4,800.00
422020 ELECTRICITY	\$46,361.25	\$32,290.43	\$30,783.51	\$43,000.00	\$33,000.00
422030 HEAT	\$9,167.05	\$13,063.67	\$27,025.19	\$33,000.00	\$30,000.00
422080 SEWERAGE MAINT CHARGES	\$173.68	\$0.00	\$289.30	\$900.00	\$600.00
422091 DISPOSAL	\$0.00	\$0.00	\$0.00	\$0.00	\$0.00
422095 UTILITIES & SERVICES	\$0.00	\$0.00	\$0.00	\$0.00	\$0.00
<b>422100 UTILITIES &amp; SRVC</b>	<b>\$61,267.77</b>	<b>\$55,324.51</b>	<b>\$64,769.68</b>	<b>\$83,600.00</b>	<b>\$70,400.00</b>
425000 OFFICE EQUIPMENT	\$0.00	\$0.00	\$149.50	\$300.00	\$1,000.00
425010 VEHICULAR EQUIPMENT	\$130.43	\$234.01	\$2,971.04	\$3,700.00	\$4,000.00
425030 BUILDING MAINT	\$6,483.24	\$21,981.89	\$16,879.76	\$17,906.50	\$100,000.00
425050 COMMUNICATIONS EQUIPMENT	\$281.96	\$116.52	\$2,921.16	\$3,000.00	\$5,000.00

## 2015 Approved Budget

### Expenditure Line Item

**BUDGET UNIT: 01040151 BUREAU OF FIRE**

Account	2012 Actual	2013 Actual	2014 Actual YTD (11/17)	2014 Adjusted Budget	2015 Approved Budget
425060 OPERATIONS EQUIPMENT	\$0.00	\$2,899.99	\$7,973.28	\$13,310.00	\$5,000.00
425090 MAINT SERV CONTRACT	\$3,646.61	\$1,442.00	\$1,227.61	\$3,937.00	\$4,500.00
425099 OTHER CONT MAINT	\$0.00	\$0.00	\$0.00	\$0.00	\$0.00
<b>425100 MAINT &amp; REPAIRS</b>	<b>\$10,542.24</b>	<b>\$26,674.41</b>	<b>\$32,122.35</b>	<b>\$42,153.50</b>	<b>\$119,500.00</b>
429001 TUITION/TRAINING	\$43,630.54	\$11,001.75	\$69,874.17	\$73,150.00	\$50,000.00
429004 OFFICER I CERT. (FIRE)	\$440.10	\$325.00	\$0.00	\$1,190.00	\$5,000.00
429005 NUISANCE	\$0.00	\$0.00	\$0.00	\$0.00	\$0.00
429009 ADMIN/TRUSTEE FEE	\$154.38	\$210.34	\$222.01	\$300.00	\$200.00
429014 CONTRACTED PERSONNEL SVS.	\$0.00	\$0.00	\$0.00	\$0.00	\$0.00
429016 CONFERENCES	\$0.00	\$0.00	\$0.00	\$0.00	\$0.00
429017 MEMBERSHIPS	\$0.00	\$20.00	\$105.00	\$200.00	\$500.00
429029 FIRE ACCREDITATION	\$0.00	\$0.00	\$748.51	\$1,000.00	\$1,000.00
429090 MISC CONTRACTED SRVCS	\$0.00	\$0.00	\$0.00	\$0.00	\$0.00
<b>429100 CONTRACTED SRVC</b>	<b>\$44,225.02</b>	<b>\$11,557.09</b>	<b>\$70,949.69</b>	<b>\$75,840.00</b>	<b>\$56,700.00</b>
<b>429995 SERVICES</b>	<b>\$154,256.78</b>	<b>\$163,279.24</b>	<b>\$219,679.05</b>	<b>\$258,960.90</b>	<b>\$299,140.00</b>
430001 EDUCATIONAL	\$365.95	\$200.00	\$390.00	\$6,500.00	\$2,000.00
430002 SOFTWARE	\$0.00	\$7,784.54	\$0.00	\$4,900.00	\$4,900.00
430003 SUBSCRIPTIONS	\$0.00	\$0.00	\$0.00	\$0.00	\$0.00
430004 AUDIO-VISUAL	\$0.00	\$0.00	\$0.00	\$0.00	\$0.00
430005 DUPLICATING	\$0.00	\$0.00	\$0.00	\$0.00	\$0.00
430006 PHOTOGRAPHY	\$0.00	\$0.00	\$0.00	\$0.00	\$0.00
430008 DATA PROCESSING	\$0.00	\$0.00	\$230.00	\$500.00	\$500.00
430009 OFFICE	\$0.00	\$0.00	\$0.00	\$0.00	\$0.00
430011 CUSTODIAL	\$6,427.08	\$6,578.64	\$7,400.00	\$7,400.00	\$9,000.00
430012 PERSONAL SAFETY	\$0.00	\$988.93	\$505.80	\$2,300.00	\$5,000.00
430013 FIREFIGHTING	\$3,290.16	\$4,940.58	\$5,349.73	\$6,000.00	\$10,000.00
430014 WEARING APPAREL	\$63,542.00	\$28,000.00	\$30,902.40	\$39,000.00	\$40,000.00
430016 MEDICAL/LAB	\$69.96	\$226.05	\$226.73	\$250.00	\$250.00
430020 FIRE HEALTH AND SAFETY	\$0.00	\$3,307.50	\$235.85	\$4,000.00	\$4,000.00
430036 BLDG CONSTRUCTION	\$0.00	\$0.00	\$0.00	\$0.00	\$0.00
430042 TOOLS & HARDWARE	\$1,137.18	\$1,082.56	\$1,500.00	\$1,500.00	\$5,000.00
430050 MOTOR FUELS/LUBRICANTS	\$0.00	\$0.00	\$0.00	\$0.00	\$0.00
430051 TIRES & BATTERIES	\$0.00	\$0.00	\$0.00	\$0.00	\$35,000.00
430052 VEHICLE PARTS & SUPPLIES	\$1,745.66	\$542.65	\$66,569.06	\$82,500.00	\$150,000.00
430053 VEHICLE REPAIR TOOLS	\$0.00	\$0.00	\$0.00	\$0.00	\$0.00
430099 MISC SUPPLIES AND EXP	\$368.52	\$0.00	\$0.00	\$0.00	\$0.00
<b>430100 SUPPLIES &amp; EXP</b>	<b>\$76,946.51</b>	<b>\$53,651.45</b>	<b>\$113,309.57</b>	<b>\$154,850.00</b>	<b>\$265,650.00</b>
439020 BUILDINGS & STRUCTURES	\$0.00	\$0.00	\$0.00	\$0.00	\$0.00
439030 VEHICULAR EQUIPMENT	\$0.00	\$0.00	\$3,500.00	\$3,500.00	\$0.00
<b>439100 MINOR CAPITAL</b>	<b>\$0.00</b>	<b>\$0.00</b>	<b>\$3,500.00</b>	<b>\$3,500.00</b>	<b>\$0.00</b>
<b>439995 SUPPLIES</b>	<b>\$76,946.51</b>	<b>\$53,651.45</b>	<b>\$116,809.57</b>	<b>\$158,350.00</b>	<b>\$265,650.00</b>
453000 OPERATIONS EQUIPMENT	\$0.00	\$0.00	\$0.00	\$0.00	\$10,000.00

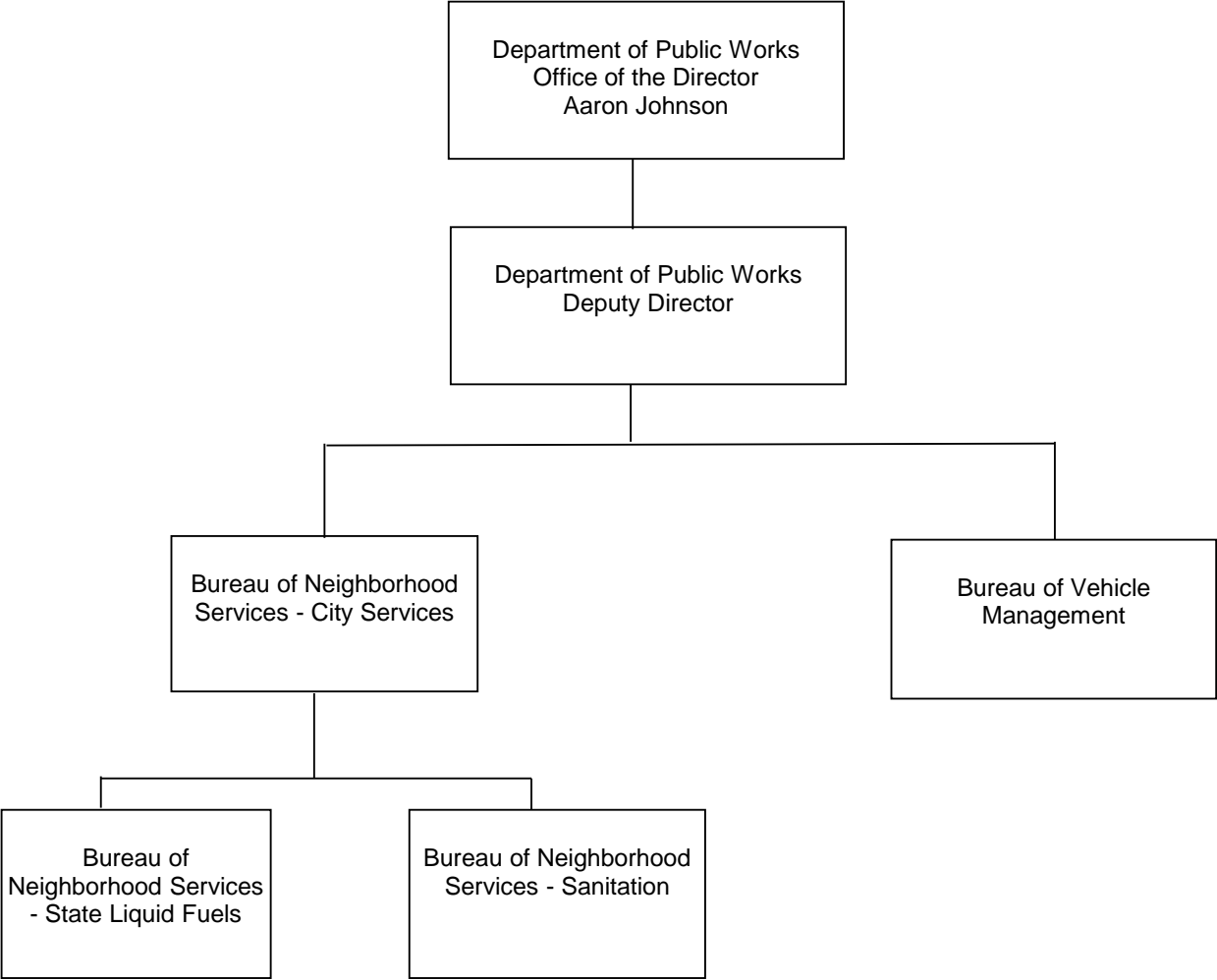
## 2015 Approved Budget

Expenditure Line Item

**BUDGET UNIT: 01040151 BUREAU OF FIRE**

Account	2012 Actual	2013 Actual	2014 Actual YTD (11/17)	2014 Adjusted Budget	2015 Approved Budget
453049 LEASE PURCHASE	\$0.00	\$0.00	\$0.00	\$0.00	\$80,000.00
<b>450100 CAPITAL OUTLAY</b>	<b>\$0.00</b>	<b>\$0.00</b>	<b>\$0.00</b>	<b>\$0.00</b>	<b>\$90,000.00</b>
452013 STATION 2	\$0.00	\$0.00	\$120,627.80	\$150,000.00	\$0.00
<b>452000 BUILDINGS &amp; STRUCT</b>	<b>\$0.00</b>	<b>\$0.00</b>	<b>\$120,627.80</b>	<b>\$150,000.00</b>	<b>\$0.00</b>
<b>499995 OTHER</b>	<b>\$0.00</b>	<b>\$0.00</b>	<b>\$120,627.80</b>	<b>\$150,000.00</b>	<b>\$90,000.00</b>
<b>01040151 FIRE</b>	<b>\$8,065,619.44</b>	<b>\$8,109,772.45</b>	<b>\$6,635,340.52</b>	<b>\$7,844,520.85</b>	<b>\$7,733,233.18</b>

**DEPARTMENT OF PUBLIC WORKS**



EXPENDITURE ANALYSIS SUMMARY  
2015 APPROVED BUDGET

	2012 Actual	2013 Actual	2014 Actual YTD (11/17)	2014 Adjusted Budget	2015 Approved Budget
DEPARTMENT OF PUBLIC WORKS					
<u>0160 OFFICE OF THE DIRECTOR</u>					
Personnel	410,396	430,530	410,948	476,263	533,397
Services	482,714	405,451	373,981	801,900	1,079,050
Supplies	21,524	35,386	68,070	92,350	77,850
Other	295,732	604,199	410,099	734,341	760,000
TOTALS	1,210,366	1,475,566	1,263,098	2,104,854	2,450,297
<u>0162 NEIGHBORHOOD SERVICES - CITY SERVICES</u>					
Personnel	1,593,897	1,588,617	1,284,456	1,573,965	1,620,762
Services	199,846	521,755	417,185	684,738	1,030,216
Supplies	167,883	258,920	363,087	665,105	586,127
Other	7,075	177,010	33,567	287,905	409,741
TOTALS	1,968,701	2,546,302	2,098,295	3,211,713	3,646,846
<u>0172 VEHICLE MANAGEMENT</u>					
Personnel	459,633	407,460	359,468	430,952	475,903
Services	124,687	169,843	292,213	361,985	277,883
Supplies	1,453,393	976,196	965,601	1,289,289	1,035,733
Other	0	6,200	0	55,000	100,000
TOTALS	2,037,713	1,559,699	1,617,282	2,137,226	1,889,519
TOTAL DEPARTMENT OF PUBLIC WORKS					
Personnel	2,463,926	2,426,607	2,054,872	2,481,180	2,630,062
Services	807,247	1,097,049	1,083,379	1,848,623	2,387,149
Supplies	1,642,800	1,270,502	1,396,758	2,046,744	1,699,710
Other	302,807	787,409	443,666	1,077,246	1,269,741
TOTAL EXPENDITURES	5,216,780	5,581,567	4,978,675	7,453,793	7,986,662

POSITION ANALYSIS SUMMARY  
2015 APPROVED BUDGET

	2012 Actual	2013 Actual	2014 Actual YTD (11/17)	2014 Adjusted Budget	2015 Approved Budget
PUBLIC WORKS					
Office of the Director	8.00	10.00	11.00	11.00	10.00
Neighborhood Services -City Svc	31.00	33.50	33.50	33.50	29.50
Vehicle Management	10.00	9.00	10.00	10.00	9.00
TOTAL POSITIONS	49.00	52.50	54.50	54.50	48.50

OFFICE OF THE DIRECTOR

The Department of Public Works is administered through the Office of the Director, which is responsible for the overall management of the department's resources. The department consists of 4 bureaus which provide major public works services: Neighborhood Services - City Services and Sanitation, Vehicle Management, and Building/Parks Maintenance.

Immediately following are the General Fund Public Works bureaus. The Public Works related Special Revenue Fund (State Liquid Fuels Tax Fund) and Utility Funds activities are addressed in the respective Funds' section of this document.

EXPENDITURE ANALYSIS DETAIL  
2015 APPROVED BUDGET

General Fund

0160 Office of the Director

Allocation Plan			Position Control				
PERSONNEL	2014 Adjusted	2015 Approved	JOB CLASSIFICATION	2014 Adjusted	2015 Approved	2014 Adjusted	2015 Approved
Salaries-Mgmt	195,760	207,000	Director	1	1	75,000	75,000
Salaries-Bargaining Unit	318,899	285,490	City Engineer	1	1	75,000	75,000
Adjustment to Salaries	0	0	Streets Light Foreman	1	0	45,760	0
Overtime	3,000	3,000	Traffic Manager/Building	0	1	0	57,000
Fringe Benefits	(41,396)	37,907	Maintenance Supervisor				
TOTAL	476,263	533,397	Total Management	3	3	195,760	207,000
SERVICES			Secretary I	1	1	37,243	37,564
			Laborer II	4	1	145,815	37,260
Communications	7,750	8,250	Laborer II/Building Maint.	0	1	0	37,260
Professional Services	38,000	275,000	Laborer I/Custodian	0	1	0	36,231
Utilities	480,200	450,200	Engineer's Representative IV	1	1	51,647	52,153
Insurance	0	0	Registrar of Real Estate III	1	1	43,942	44,375
Rentals	40,000	22,600	Secretary II	1	1	40,252	40,647
Maintenance & Repairs	221,700	308,900					
Contracted Services	14,250	14,100	Total Bargaining Unit	8	7	318,899	285,490
TOTAL	801,900	1,079,050	Overtime			3,000	3,000
SUPPLIES			FICA			39,604	37,907
			Concessions			(81,000)	0
Supplies	80,450	65,950					
Minor Capital Equipment	11,900	11,900	Total Fringe Benefits			(41,396)	37,907
TOTAL	92,350	77,850	TOTAL	11	10	476,263	533,397
OTHER	734,341	760,000					
TOTAL APPROPRIATION	2,104,854	2,450,297					



## PUBLIC WORKS

EMPLOYEE	POSITION	ANNIV D.O.B.	2014 END OF YR SALARY	2015 GRADE/STEP INCREASE	2015 ANNUAL INCREASE	2015 LONG.	2015 SALARY	2015 LUMP SUM	FICA	FRINGE BENEFITS	TOTAL
	DIRECTOR (PUBLIC WORKS)	9 16 1996	75,000.00		0.00		75,000.00		5,738.00	0.00	80,738.00
	CITY ENGINEER	5 19 2014	75,000.00		0.00		75,000.00		5,738.00	0.00	80,738.00
	TRAFFIC MANAGER/BUILDING										
	MAINTENANCE SUPERVISOR	4 22 2013	45,760.00	11,240.00	0.00	0.00	57,000.00		4,361.00	0.00	61,361.00
3.00	MANAGEMENT TOTALS		195,760.00	11,240.00	0.00	0.00	207,000.00	0.00	15,837.00	0.00	222,837.00
	ENGINEER'S REPRESENTATIVE IV	11 4 1985	50,634.36		0.00	1,012.69	52,153.00		3,990.00	0.00	56,143.00
	LABORER II/BUILDING MAINT.	7 30 1979	36,174.45	0.00	361.74	723.49	37,260.00		2,850.00	0.00	40,110.00
	LABORER I/CUSTODIAN	11 25 1991	35,175.39	0.00	351.75	703.51	36,231.00		2,772.00	0.00	39,003.00
	LABORER II	8 19 1991	36,174.45		0.00	723.49	37,260.00		2,850.00	0.00	40,110.00
	REGISTRAR OF REAL ESTATE III	7 31 1995	43,292.78	0.00	432.93	649.39	44,375.00		3,395.00	0.00	47,770.00
	SECRETARY I	3 16 2009	36,098.98	1,092.75	371.92	0.00	37,564.00		2,874.00	0.00	40,438.00
	SECRETARY II	6 23 1980	39,463.06	0.00	394.63	789.26	40,647.00		3,109.00	0.00	43,756.00
7.00	BARGAINING UNIT TOTALS		277,013.47	1,092.75	2,781.06	4,601.82	285,490.00	0.00	21,840.00	0.00	307,330.00
10.00	TOTAL		472,773.47	12,332.75	2,781.06	4,601.82	492,490.00	0.00	37,677.00	0.00	530,167.00
OVERTIME							3,000.00	0.00	230.00	0.00	3,230.00
	TOTAL SALARIES, LUMP SUM, OVERTIME, FICA AND FRINGE BENEFITS						495,490.00	0.00	37,907.00	0.00	533,397.00

NOTE: MEDICAL, SEVERANCE, UNEMPLOYMENT COMPENSATION, AND WORKERS COMPENSATION COSTS ARE REFLECTED IN GENERAL EXPENSES (0188).

## 2015 Approved Budget

### Expenditure Line Item

**BUDGET UNIT: 01060160 OFFICE OF PUBLIC WORKS DIRECTOR**

Account	2012 Actual	2013 Actual	2014 Actual YTD (11/17)	2014 Adjusted Budget	2015 Approved Budget
414000 SALARIES & WAGES	\$380,536.34	\$399,224.53	\$381,661.51	\$514,659.00	\$492,490.00
416000 OVERTIME	\$573.41	\$324.44	\$0.00	\$3,000.00	\$3,000.00
<b>414100 SALARIES/WAGES</b>	<b>\$381,109.75</b>	<b>\$399,548.97</b>	<b>\$381,661.51</b>	<b>\$517,659.00</b>	<b>\$495,490.00</b>
419001 SOCIAL SECURITY	\$29,286.51	\$30,981.55	\$29,286.73	\$39,604.00	\$37,907.00
419002 MEDICAL	\$0.00	\$0.00	\$0.00	\$0.00	\$0.00
419019 CONCESSIONS & VACANCIES	\$0.00	\$0.00	\$0.00	(\$81,000.00)	\$0.00
<b>419100 FRINGE BENEFITS</b>	<b>\$29,286.51</b>	<b>\$30,981.55</b>	<b>\$29,286.73</b>	<b>(\$41,396.00)</b>	<b>\$37,907.00</b>
<b>419995 PERSONNEL</b>	<b>\$410,396.26</b>	<b>\$430,530.52</b>	<b>\$410,948.24</b>	<b>\$476,263.00</b>	<b>\$533,397.00</b>
420010 ADVERTISING	\$1,127.50	\$1,248.67	\$2,528.90	\$4,000.00	\$4,000.00
420040 TELEPHONE	\$2,563.19	\$3,577.86	\$3,100.83	\$3,500.00	\$4,000.00
420050 POSTAGE	\$160.64	\$170.56	\$104.69	\$250.00	\$250.00
<b>420100 COMMUNICATIONS</b>	<b>\$3,851.33</b>	<b>\$4,997.09</b>	<b>\$5,734.42</b>	<b>\$7,750.00</b>	<b>\$8,250.00</b>
421030 CONSULTING	\$0.00	\$16,136.25	\$24,457.40	\$38,000.00	\$25,000.00
421050 OTHER PROFESSIONAL FEES	\$0.00	\$0.00	\$0.00	\$0.00	\$250,000.00
421080 FILING FEES	\$0.00	\$0.00	\$0.00	\$0.00	\$0.00
<b>421100 PROFESSIONAL SRVC</b>	<b>\$0.00</b>	<b>\$16,136.25</b>	<b>\$24,457.40</b>	<b>\$38,000.00</b>	<b>\$275,000.00</b>
422000 SEWERAGE	\$3,990.30	\$11,459.63	\$3,594.12	\$5,500.00	\$5,500.00
422010 WATER	\$14,828.61	\$34,959.81	\$12,342.23	\$18,000.00	\$18,000.00
422020 ELECTRICITY	\$296,932.59	\$154,918.03	\$123,831.62	\$273,000.00	\$263,000.00
422030 HEAT	\$111,087.98	\$96,205.03	\$70,058.38	\$169,800.00	\$149,800.00
422070 POWER-TRAFFIC LIGHTS	\$0.00	\$0.00	\$0.00	\$0.00	\$0.00
422080 SEWERAGE MAINT CHARGES	\$586.62	\$2,054.54	\$539.78	\$900.00	\$900.00
422090 REFUSE	\$0.00	\$0.00	\$197.02	\$6,400.00	\$6,400.00
422091 DISPOSAL	\$0.00	\$0.00	\$5,454.85	\$6,600.00	\$6,600.00
<b>422100 UTILITIES &amp; SRVC</b>	<b>\$427,426.10</b>	<b>\$299,597.04</b>	<b>\$216,018.00</b>	<b>\$480,200.00</b>	<b>\$450,200.00</b>
424060 OTHER RENTALS	\$0.00	\$9,186.20	\$0.00	\$0.00	\$22,600.00
424100 RENTALS	\$20,752.93	\$0.00	\$6,814.50	\$40,000.00	\$0.00
<b>424100 RENTALS</b>	<b>\$20,752.93</b>	<b>\$9,186.20</b>	<b>\$6,814.50</b>	<b>\$40,000.00</b>	<b>\$22,600.00</b>
425021 STREET LIGHTS	(\$5,840.35)	\$0.00	\$0.00	\$0.00	\$0.00
425030 BUILDING MAINT	\$16,131.01	\$28,525.31	\$30,019.16	\$50,000.00	\$137,900.14
425090 MAINT SERV CONTRACT	\$17,804.33	\$37,201.73	\$81,753.33	\$171,000.00	\$171,000.00
425099 OTHER CONT MAINT	\$635.00	\$7.98	\$446.00	\$700.00	\$0.00
<b>425100 MAINT &amp; REPAIRS</b>	<b>\$28,729.99</b>	<b>\$65,735.02</b>	<b>\$112,218.49</b>	<b>\$221,700.00</b>	<b>\$308,900.14</b>
429000 SEWER LINE VIDEO/TV SVCS	\$1,425.00	\$9,502.50	\$0.00	\$2,000.00	\$2,000.00
429001 TUITION/TRAINING	\$0.00	\$0.00	\$435.90	\$2,500.00	\$2,500.00
429005 NUISANCE	\$0.00	\$0.00	\$2,690.00	\$3,000.00	\$3,000.00
429014 CONTRACTED PERSONNEL SVS.	\$0.00	\$0.00	\$5,561.99	\$6,000.00	\$6,000.00
429016 CONFERENCES	\$0.00	\$175.00	\$0.00	\$0.00	\$0.00
429017 MEMBERSHIPS	\$0.00	\$0.00	\$0.00	\$150.00	\$0.00
429018 PERMITS	\$528.00	\$122.00	\$50.00	\$600.00	\$600.00
<b>429100 CONTRACTED SRVC</b>	<b>\$1,953.00</b>	<b>\$9,799.50</b>	<b>\$8,737.89</b>	<b>\$14,250.00</b>	<b>\$14,100.00</b>
<b>429995 SERVICES</b>	<b>\$482,713.35</b>	<b>\$405,451.10</b>	<b>\$373,980.70</b>	<b>\$801,900.00</b>	<b>\$1,079,050.14</b>
430002 SOFTWARE	\$0.00	\$0.00	\$0.00	\$4,000.00	\$4,000.00

## 2015 Approved Budget

### Expenditure Line Item

**BUDGET UNIT: 01060160 OFFICE OF PUBLIC WORKS DIRECTOR**

Account	2012 Actual	2013 Actual	2014 Actual YTD (11/17)	2014 Adjusted Budget	2015 Approved Budget
430009 OFFICE	\$220.69	\$2,019.12	\$1,891.74	\$2,100.00	\$2,100.00
430011 CUSTODIAL	\$21,288.36	\$33,366.79	\$30,426.08	\$36,500.00	\$36,500.00
430013 FIREFIGHTING	\$0.00	\$0.00	\$532.10	\$2,000.00	\$6,000.00
430014 WEARING APPAREL	\$0.00	\$0.00	\$1,653.15	\$2,400.00	\$2,400.00
430030 SNOW CONTROL	\$0.00	\$0.00	\$1,500.00	\$1,500.00	\$3,000.00
430036 BLDG CONSTRUCTION	\$0.00	\$0.00	\$13,188.38	\$22,445.00	\$0.00
430042 TOOLS & HARDWARE	\$0.00	\$0.00	\$0.00	\$1,500.00	\$1,500.00
430055 MECH EQUIP PARTS	\$0.00	\$0.00	\$0.00	\$1,000.00	\$10,000.00
430090 KEEP HBG CLEAN	\$0.00	\$0.00	\$6,554.88	\$6,555.00	\$0.00
430099 MISC SUPPLIES AND EXP	\$15.00	\$0.00	\$445.36	\$450.00	\$450.00
<b>430100 SUPPLIES &amp; EXP</b>	<b>\$21,524.05</b>	<b>\$35,385.91</b>	<b>\$56,191.69</b>	<b>\$80,450.00</b>	<b>\$65,950.00</b>
439015 OFFICE EQUIPMENT	\$0.00	\$0.00	\$11,878.20	\$11,900.00	\$11,900.00
<b>439100 MINOR CAPITAL</b>	<b>\$0.00</b>	<b>\$0.00</b>	<b>\$11,878.20</b>	<b>\$11,900.00</b>	<b>\$11,900.00</b>
<b>439995 SUPPLIES</b>	<b>\$21,524.05</b>	<b>\$35,385.91</b>	<b>\$68,069.89</b>	<b>\$92,350.00</b>	<b>\$77,850.00</b>
452000 BUILDINGS AND STRUCTURES	\$0.00	\$0.00	\$0.00	\$0.00	\$0.00
453000 OPERATIONS EQUIPMENT	\$48,000.00	\$0.00	\$0.00	\$0.00	\$0.00
453049 LEASE PURCHASE	\$1,553.13	\$0.00	\$176,155.66	\$227,241.00	\$0.00
456000 MAINS AND ACCESSORIES	\$235,558.98	\$452,351.42	\$26,443.28	\$50,000.00	\$0.00
458060 STREETS AND ROADS	\$0.00	\$151,847.27	\$207,500.00	\$450,000.00	\$755,000.00
453090 OTHER CAPITAL EQUIPMENT	\$0.00	\$0.00	\$0.00	\$7,100.00	\$5,000.00
<b>450100 CAPITAL OUTLAY</b>	<b>\$285,112.11</b>	<b>\$604,198.69</b>	<b>\$410,098.94</b>	<b>\$734,341.00</b>	<b>\$760,000.00</b>
456014 SEWER MAINS & ACCESSORIES	\$0.00	\$0.00	\$0.00	\$0.00	\$0.00
<b>456100 MAINS &amp; ACCESSORIES</b>	<b>\$0.00</b>	<b>\$0.00</b>	<b>\$0.00</b>	<b>\$0.00</b>	<b>\$0.00</b>
485000 REFUND PRIOR YEAR REVENUE	\$10,620.00	\$0.00	\$0.00	\$0.00	\$0.00
486001 PYT OF PRIOR YR EXP-ELECT	\$0.00	\$0.00	\$0.00	\$0.00	\$0.00
<b>480100 NON-EXP ITEMS</b>	<b>\$10,620.00</b>	<b>\$0.00</b>	<b>\$0.00</b>	<b>\$0.00</b>	<b>\$0.00</b>
<b>499995 OTHER</b>	<b>\$295,732.11</b>	<b>\$604,198.69</b>	<b>\$410,098.94</b>	<b>\$734,341.00</b>	<b>\$760,000.00</b>
<b>01060160 PUBLIC WORKS DIRECTOR</b>	<b>\$1,210,365.77</b>	<b>\$1,475,566.22</b>	<b>\$1,263,097.77</b>	<b>\$2,104,854.00</b>	<b>\$2,450,297.14</b>

**BUREAU OF NEIGHBORHOOD SERVICES - CITY SERVICES**

The Bureau of Neighborhood Services was created in January 2003, through the consolidation of the previous Bureaus of City Services and Sanitation. The Bureau of Neighborhood Services - City Services provides a variety of services to the residents and businesses of the City, contingent upon weather conditions. These services include general repairs to the roadway, resurfacing of worn and deteriorating roadways and alleys, and preparing and maintaining safe roadway conditions in time of snow and ice. This bureau also repairs and maintains all City sewer and storm inlets. Additional responsibilities include leaf collection in the fall and Christmas tree pick-up after Christmas, street cleaning year-round by crews that operate motorized street sweepers and flusher trucks that keep down the dust, and demolition of blighted and deteriorating properties.

In 2004, by way of Mayoral Directive, the Bureau of Traffic Engineering was consolidated into the Bureau of Neighborhood Services - City Services. Because of this consolidation, the Bureau of Neighborhood Services - City Services acquired additional responsibilities such as the operation and maintenance of ninety-one signalized intersections; eight flashing/warning signal locations; the burglar and fire alarm systems and the Public Works Radio system, as well as the fabrication, installation, and maintenance of all traffic control signage; street name signs; and the pavement marking for vehicular and pedestrian control. In addition, the Bureau maintains the electrical and sound systems in the City Park complexes and the special events hosted by the Department of Parks, Recreation and Enrichment, as well as all outline lighting on City Island, lighting in Riverfront Park, and the Walnut Street Bridge; Christmas decorations and all decorative banners in the City.

In 2006, all personnel related costs were transferred from the State Liquid Fuels Tax Fund to the General Fund. A corresponding amount of utility costs were transferred to the State Liquid Fuels Fund from the General Fund. These transfers were performed to ease compliance and reporting regarding the use of State Liquid Fuels Tax monies. This bureau received the former State Liquid Fuels Tax Fund positions.

**EXPENDITURE ANALYSIS DETAIL  
2015 APPROVED BUDGET**

General Fund

0162 Neighborhood Services - City Services

Allocation Plan				Position Control			
PERSONNEL	2014 Adjusted	2015 Approved	JOB CLASSIFICATION	2014 Adjusted	2015 Approved	2014 Adjusted	2015 Approved
Salaries-Mgmt	30,000	30,000	Deputy Director (50%)	0.50	0.50	30,000	30,000
Salaries-BU	1,370,799	1,302,715					
Temporary Employees	62,000	0	Total Management	0.50	0.50	30,000	30,000
Overtime	172,870	172,870					
Fringe Benefits	(61,704)	115,177	Demolition Crew Leader	1	1	48,098	48,575
			Traffic Engineering Tech. III	4	4	188,122	189,970
TOTAL	1,573,965	1,620,762	Construction Tradesman	1	1	47,088	47,319
			Heavy Equipment Operator III	5	5	234,979	232,816
SERVICES			Street Maintenance Worker III	1	0	46,858	0
Communications	23,550	18,750	Street Maintenance Worker II	2	3	87,885	133,342
Professional Services	3,190	3,190	Street Maintenance Worker I	3	2	126,110	82,561
Utilities	545,160	848,160	Demolition Specialist I	2	2	78,271	82,154
Insurance	0	0	Demolition Specialist III	1	0	46,858	0
Rentals	33,500	20,778	Motor Equipment Operator	1	1	39,858	40,252
Maintenance & Repairs	44,838	104,838	Stadium Groundskeeper	1	1	48,098	48,574
Contracted Services	34,500	34,500	Construction Tradesman II	1	1	48,575	49,051
			Crew Leader IV	2	2	96,911	97,863
TOTAL	684,738	1,030,216	Landscape Specialist II	1	1	45,155	45,602
			Botanical Specialist I	1	1	46,836	48,770
SUPPLIES			Tradesman I	1	1	40,252	40,647
Supplies	644,587	579,087	Gardener I	1	0	40,229	0
Minor Capital Equipment	20,518	7,040	Laborer I	1	0	25,000	0
			Laborer III	2	2	74,616	75,361
			Traffic Technician I	1	1	38,000	39,858
			Reallocation			(77,000)	0
TOTAL	665,105	586,127					
			Total Bargaining Unit	33	29	1,370,799	1,302,715
OTHER	287,905	409,741					
			Temporary Employees			62,000	0
			Overtime			172,870	172,870
			FICA			124,296	115,177
			Concessions			(186,000)	0
			Total Fringe Benefits			(61,704)	115,177
TOTAL APPROPRIATION	3,211,713	3,646,846	TOTAL	33.50	29.50	1,573,965	1,620,762

NEIGHBORHOOD SERVICES - CITY SERVICES - 0162

PUBLIC WORKS

EMPLOYEE	POSITION	ANNIV D.O.B.	2014 END OF YR SALARY	2015 GRADE/STEP INCREASE	2015 ANNUAL INCREASE	2015 LONG.	2015 SALARY	2015 LUMP SUM	FICA	FRINGE BENEFITS	TOTAL
	DEPUTY DIRECTOR FOR PUBLIC WORKS 50%	4	3	1995	\$ 30,000.00	0.00	0.00	0.00	0.00	2,295.00	32,295.00
0.50	MANAGEMENT TOTALS				30,000.00	0.00	0.00	0.00	0.00	2,295.00	32,295.00
	BOTANICAL SPECIALIST I	3	24	1997	\$ 44,708.16	2,914.72	476.23	670.62	48,769.73	3,730.88	52,500.61
	CONSTRUCTION TRADESMAN	3	16	1998	\$ 46,165.13	0.00	461.65	692.48	47,319.26	3,619.92	50,939.18
	CONSTRUCTION TRADESMAN II	10	7	1987	\$ 47,822.08	0.00	476.22	952.44	49,050.74	3,752.38	52,803.12
	CREW LEADER IV	6	17	1991	\$ 47,622.08	0.00	476.22	952.44	49,050.74	3,752.38	52,803.12
	CREW LEADER IV	7	11	1994	\$ 47,622.08	0.00	476.22	714.33	48,812.63	3,734.17	52,546.80
	DEMOLITION CREW LEADER	2	11	2002	\$ 47,622.08	0.00	476.22	476.22	48,574.52	3,715.95	52,290.47
	DEMOLITION SPECIALIST I	1	1	2015	\$ -	0.00	0.00	0.00	41,076.97	3,142.39	44,219.36
	DEMOLITION SPECIALIST I	1	1	2015	\$ -	0.00	0.00	0.00	41,076.97	3,142.39	44,219.36
	HEAVY EQUIPMENT OPERATOR III	10	6	2014	\$ 46,165.13	0.00	461.65	0.00	46,626.78	3,566.95	50,193.73
	HEAVY EQUIPMENT OPERATOR III	4	30	1979	\$ 46,165.13	0.00	461.65	923.30	47,550.08	3,637.58	51,187.67
	HEAVY EQUIPMENT OPERATOR III	8	15	2011	\$ 46,165.13	0.00	461.65	0.00	46,626.78	3,566.95	50,193.73
	HEAVY EQUIPMENT OPERATOR III	7	28	2014	\$ 36,798.86	7,909.30	447.08	0.00	45,155.24	3,454.38	48,609.62
	HEAVY EQUIPMENT OPERATOR III	2	10	2003	\$ 46,165.13	0.00	461.65	230.83	46,857.61	3,584.61	50,442.22
	LABORER III	12	28	2005	\$ 37,215.17	0.00	372.15	186.08	37,773.40	2,889.66	40,663.06
	LABORER III	2	17	2009	\$ 37,215.17	0.00	372.15	0.00	37,587.32	2,875.43	40,462.75
	LANDSCAPE SPECIALIST II	5	8	2000	\$ 44,708.16	0.00	447.08	447.08	45,602.32	3,488.58	49,090.90
	MOTOR EQUIPMENT OPERATOR	7	2	2001	\$ 39,463.06	0.00	394.63	394.63	40,252.32	3,079.30	43,331.62
	STADIUM GROUNDSKEEPER	5	4	1998	\$ 47,622.08	0.00	476.22	476.22	48,574.52	3,715.95	52,290.47
	STREETS MAINTENANCE WORKER I	3	12	2001	\$ 40,670.27	0.00	406.70	406.70	41,483.68	3,173.50	44,657.18
	STREETS MAINTENANCE WORKER I	10	20	2008	\$ 40,670.27	0.00	406.70	0.00	41,076.97	3,142.39	44,219.36
	STREETS MAINTENANCE WORKER II	7	27	1992	\$ 43,292.78	0.00	432.93	865.86	44,591.56	3,411.25	48,002.82
	STREETS MAINTENANCE WORKER II	3	16	1998	\$ 43,292.78	0.00	432.93	865.86	44,591.57	3,411.25	48,002.82
	STREETS MAINTENANCE WORKER II	5	8	2000	\$ 43,292.78	0.00	432.93	432.93	44,158.64	3,378.14	47,536.77
	TRAFFIC TECHNICIAN I	6	24	1991	\$ 39,463.06	0.00	394.63	789.26	40,646.95	3,109.49	43,756.44
	TRAFFIC TECHNICIAN I	7	28	2014	\$ 32,552.87	6,910.19	394.63	0.00	39,857.69	3,049.11	42,906.80
	TRAFFIC ENGINEERING TECHNICIAN III	5	23	1985	\$ 46,165.13	0.00	461.65	923.30	47,550.08	3,637.58	51,187.67
	TRAFFIC ENGINEERING TECHNICIAN III	7	6	1987	\$ 46,165.13	0.00	461.65	923.30	47,550.08	3,637.58	51,187.67
	TRAFFIC ENGINEERING TECHNICIAN III	8	27	1990	\$ 46,165.13	0.00	461.65	923.30	47,550.08	3,637.58	51,187.67
	TRAFFIC ENGINEERING TECHNICIAN III	7	8	1996	\$ 46,165.13	0.00	461.65	692.48	47,319.26	3,619.92	50,939.18
29.00	BARGAINING UNIT TOTALS				1,176,939.96	17,734.21	11,946.74	13,939.66	1,302,714.52	99,657.66	1,402,372.18
29.50	TOTAL				1,206,939.96	17,734.21	11,946.74	13,939.66	1,332,714.52	101,952.66	1,434,667.18
OVERTIME									172,870.00	13,224.56	186,094.56
TOTAL SALARIES, LUMP SUM, OVERTIME, FICA AND FRINGE BENEFITS									1,505,584.52	115,177.22	1,620,761.74

NOTE: MEDICAL, SEVERANCE, UNEMPLOYMENT COMPENSATION, AND WORKERS COMPENSATION COSTS ARE REFLECTED IN GENERAL EXPENSES (0188).

## 2015 Approved Budget

### Expenditure Line Item

**BUDGET UNIT: 01060162 BUREAU OF CITY SERVICES**

Account	2012 Actual	2013 Actual	2014 Actual YTD (11/17)	2014 Adjusted Budget	2015 Approved Budget
414000 SALARIES & WAGES	\$1,400,802.98	\$1,368,473.32	\$1,029,886.59	\$1,400,799.00	\$1,332,714.52
415000 TEMPORARY	\$0.00	\$0.00	\$0.00	\$62,000.00	\$0.00
416000 OVERTIME	\$79,696.74	\$106,711.57	\$162,509.99	\$172,870.00	\$172,870.00
<b>414100 SALARIES/WAGES</b>	<b>\$1,480,499.72</b>	<b>\$1,475,184.89</b>	<b>\$1,192,396.58</b>	<b>\$1,635,669.00</b>	<b>\$1,505,584.52</b>
419001 SOCIAL SECURITY	\$113,396.96	\$113,431.89	\$92,059.55	\$124,296.00	\$115,177.22
419002 MEDICAL	\$0.00	\$0.00	\$0.00	\$0.00	\$0.00
419019 CONCESSIONS & VACANCIES	\$0.00	\$0.00	\$0.00	(\$186,000.00)	\$0.00
<b>419100 FRINGE BENEFITS</b>	<b>\$113,396.96</b>	<b>\$113,431.89</b>	<b>\$92,059.55</b>	<b>(\$61,704.00)</b>	<b>\$115,177.22</b>
<b>419995 PERSONNEL</b>	<b>\$1,593,896.68</b>	<b>\$1,588,616.78</b>	<b>\$1,284,456.13</b>	<b>\$1,573,965.00</b>	<b>\$1,620,761.74</b>
420010 ADVERTISING	\$270.00	\$308.25	\$0.00	\$650.00	\$650.00
420020 PRINTING	\$0.00	\$0.00	\$0.00	\$0.00	\$0.00
420040 TELEPHONE	\$13,032.40	\$15,356.02	\$22,674.60	\$22,800.00	\$18,000.00
420050 POSTAGE	\$6.42	\$10.18	\$2.82	\$100.00	\$100.00
<b>420100 COMMUNICATIONS</b>	<b>\$13,308.82</b>	<b>\$15,674.45</b>	<b>\$22,677.42</b>	<b>\$23,550.00</b>	<b>\$18,750.00</b>
421050 OTHER PROFESSIONAL FEES	\$8,500.00	\$165.50	\$0.00	\$300.00	\$300.00
421070 ARBITRATION	\$0.00	\$0.00	\$0.00	\$2,890.00	\$2,890.00
<b>421100 PROFESSIONAL SRVC</b>	<b>\$8,500.00</b>	<b>\$165.50</b>	<b>\$0.00</b>	<b>\$3,190.00</b>	<b>\$3,190.00</b>
422000 SEWERAGE	\$10,356.70	\$13,904.82	\$23,059.49	\$23,100.00	\$23,100.00
422010 WATER	\$43,368.28	\$49,067.11	\$55,168.75	\$65,000.00	\$65,000.00
422020 ELECTRICITY	\$23,505.53	\$44,732.02	\$48,620.12	\$51,000.00	\$51,000.00
422030 HEAT	\$32,965.71	\$67,580.31	\$78,427.25	\$79,930.00	\$79,930.00
422060 POWER-STREET LIGHTS	\$0.00	\$255,705.10	\$124,117.38	\$285,500.00	\$585,500.00
422070 POWER-TRAFFIC LIGHTS	\$23,072.18	\$23,435.77	\$6,063.07	\$29,000.00	\$29,000.00
422080 SEWERAGE MAINT CHARGES	\$1,519.47	\$2,662.46	\$4,793.80	\$4,800.00	\$4,800.00
422090 REFUSE	\$837.27	\$522.18	\$171.25	\$2,200.00	\$2,200.00
422091 DISPOSAL	\$0.00	\$1,317.27	\$1,074.15	\$4,630.00	\$7,630.00
422095 UTILITIES & SERVICES	\$0.00	\$0.00	\$0.00	\$0.00	\$0.00
<b>422100 UTILITIES &amp; SRVC</b>	<b>\$135,625.14</b>	<b>\$458,927.04</b>	<b>\$341,495.26</b>	<b>\$545,160.00</b>	<b>\$848,160.00</b>
424000 VEHICULAR EQUIPMENT	\$0.00	\$0.00	\$0.00	\$0.00	\$0.00
424010 HEAVY EQUIPMENT	\$0.00	\$0.00	\$0.00	\$0.00	\$0.00
424060 OTHER RENTALS	\$10,787.13	\$1,753.21	\$0.00	\$20,000.00	\$7,278.00
424061 UNIFORM RENTALS	\$8,580.61	\$11,338.86	\$12,900.00	\$13,500.00	\$13,500.00
<b>424100 RENTALS</b>	<b>\$19,367.74</b>	<b>\$13,092.07</b>	<b>\$12,900.00</b>	<b>\$33,500.00</b>	<b>\$20,778.00</b>
425000 OFFICE EQUIPMENT	\$0.00	\$0.00	\$0.00	\$0.00	\$0.00
425010 VEHICULAR EQUIPMENT	\$664.27	\$887.43	\$819.58	\$1,200.00	\$1,200.00
425030 BUILDING MAINT	\$3,265.68	\$719.40	\$2,787.75	\$3,500.00	\$3,500.00
425031 POOLS/RECREATIONAL EQUIP	\$1,628.90	\$5,847.06	\$4,759.50	\$19,000.00	\$79,000.00
425050 COMMUNICATIONS EQUIPMENT	\$250.00	\$198.00	\$0.00	\$150.00	\$150.00
425060 OPERATIONS EQUIPMENT	\$481.68	\$1,110.69	\$0.00	\$100.00	\$100.00
425090 MAINT SERV CONTRACT	\$4,756.43	\$6,188.54	\$13,011.62	\$13,847.90	\$13,847.90
425099 OTHER CONT MAINT	\$5,197.70	\$3,449.93	\$7,031.71	\$7,040.00	\$7,040.00
<b>425100 MAINT &amp; REPAIRS</b>	<b>\$16,244.66</b>	<b>\$18,401.05</b>	<b>\$28,410.16</b>	<b>\$44,837.90</b>	<b>\$104,837.90</b>
429001 TUITION/TRAINING	\$0.00	\$0.00	\$300.00	\$300.00	\$300.00

## 2015 Approved Budget

### Expenditure Line Item

**BUDGET UNIT: 01060162 BUREAU OF CITY SERVICES**

Account	2012 Actual	2013 Actual	2014 Actual YTD (11/17)	2014 Adjusted Budget	2015 Approved Budget
429005 NUISANCE	\$0.00	\$0.00	\$0.00	\$0.00	\$0.00
429009 ADMIN/TRUSTEE FEE	\$115.93	\$0.00	\$119.70	\$120.00	\$100.00
429011 DEMOLITION & CLEARING	\$6,684.09	\$15,494.74	\$6,949.52	\$29,700.00	\$29,700.00
429014 CONTRACTED PERSONNEL SVS.	\$0.00	\$0.00	\$4,332.96	\$4,380.00	\$4,400.00
429016 CONFERENCES	\$0.00	\$0.00	\$0.00	\$0.00	\$0.00
429017 MEMBERSHIPS	\$0.00	\$0.00	\$0.00	\$0.00	\$0.00
429090 MISC CONTRACTED SRVCS	\$0.00	\$0.00	\$0.00	\$0.00	\$0.00
<b>429100 CONTRACTED SRVC</b>	<b>\$6,800.02</b>	<b>\$15,494.74</b>	<b>\$11,702.18</b>	<b>\$34,500.00</b>	<b>\$34,500.00</b>
<b>429995 SERVICES</b>	<b>\$199,846.38</b>	<b>\$521,754.85</b>	<b>\$417,185.02</b>	<b>\$684,737.90</b>	<b>\$1,030,215.90</b>
430001 EDUCATIONAL	\$0.00	\$0.00	\$0.00	\$0.00	\$0.00
430003 SUBSCRIPTIONS	\$0.00	\$0.00	\$0.00	\$0.00	\$0.00
430004 AUDIO-VISUAL	\$0.00	\$0.00	\$0.00	\$0.00	\$0.00
430005 DUPLICATING	\$0.00	\$0.00	\$0.00	\$0.00	\$0.00
430006 PHOTOGRAPHY	\$0.00	\$0.00	\$0.00	\$0.00	\$0.00
430008 DATA PROCESSING	\$0.00	\$0.00	\$0.00	\$0.00	\$0.00
430009 OFFICE	\$545.16	\$144.75	\$470.10	\$485.00	\$485.00
430011 CUSTODIAL	\$3,002.60	\$5,296.58	\$1,612.95	\$1,750.00	\$1,750.00
430012 PERSONAL SAFETY	\$470.29	\$496.99	\$1,020.30	\$3,000.00	\$3,000.00
430013 FIREFIGHTING	\$0.00	\$0.00	\$0.00	\$0.00	\$0.00
430014 WEARING APPAREL	\$218.00	\$234.95	\$2,500.00	\$3,400.00	\$3,400.00
430016 MEDICAL/LAB	\$97.44	\$0.00	\$0.00	\$300.00	\$300.00
430030 SNOW CONTROL	\$4,982.68	\$2,387.61	\$37,868.68	\$112,900.00	\$37,700.00
430031 ASPHALT	\$9,094.47	\$16,090.22	\$15,702.28	\$21,000.00	\$21,000.00
430032 CONCRETE	\$593.29	\$2,356.83	\$0.00	\$2,000.00	\$2,000.00
430033 STREET SIGN	\$907.57	\$4,497.37	\$11,542.03	\$12,000.00	\$12,000.00
430034 TRAFFIC CONTROL	\$13,514.00	\$23,804.31	\$50,430.96	\$58,500.00	\$153,000.00
430035 VECTOR CONTROL	\$0.00	\$0.00	\$0.00	\$0.00	\$0.00
430036 BLDG CONSTRUCTION	\$1,312.22	\$1,000.00	\$3,786.80	\$4,000.00	\$4,000.00
430037 CHEMICALS	\$13,641.52	\$17,672.07	\$13,787.51	\$35,300.00	\$41,500.00
430038 SEWER GRATES/MANHOLE CVR	\$10,680.38	\$13,240.32	\$6,209.27	\$10,000.00	\$10,000.00
430040 BOTANICAL	\$6,153.64	\$9,854.43	\$30,127.76	\$76,800.00	\$46,800.00
430041 PLAYGROUND	\$0.00	\$194.87	\$1,630.00	\$7,000.00	\$7,000.00
430042 TOOLS & HARDWARE	\$2,447.20	\$1,787.95	\$8,784.72	\$32,935.00	\$40,135.00
430043 DECORATIONS	\$0.00	\$0.00	\$628.81	\$12,000.00	\$10,000.00
430050 MOTOR FUELS/LUBRICANTS	\$0.00	\$0.00	\$0.00	\$0.00	\$0.00
430051 TIRES & BATTERIES	\$0.00	\$10,409.36	\$589.92	\$16,200.00	\$0.00
430052 VEHICLE PARTS & SUPPLIES	\$0.00	\$0.00	\$0.00	\$0.00	\$0.00
430053 VEHICLE REPAIR TOOLS	\$0.00	\$0.00	\$0.00	\$0.00	\$0.00
430055 MECH EQUIP PARTS	\$0.00	\$0.00	\$1,200.00	\$1,200.00	\$1,200.00
430056 STREET LIGHTS	\$100,222.21	\$139,823.47	\$154,588.13	\$222,350.00	\$172,350.00
430057 PIPE CONNECTIONS	\$0.00	\$0.00	\$0.00	\$0.00	\$0.00
430099 MISC SUPPLIES AND EXP	\$0.00	\$3,682.84	\$11,462.31	\$11,467.10	\$11,467.10
<b>430100 SUPPLIES &amp; EXP</b>	<b>\$167,882.67</b>	<b>\$252,974.92</b>	<b>\$353,942.53</b>	<b>\$644,587.10</b>	<b>\$579,087.10</b>

## 2015 Approved Budget

### Expenditure Line Item

**BUDGET UNIT: 01060162 BUREAU OF CITY SERVICES**

Account	2012 Actual	2013 Actual	2014 Actual YTD (11/17)	2014 Adjusted Budget	2015 Approved Budget
439015 OFFICE EQUIPMENT	\$0.00	\$2,750.00	\$9,144.34	\$10,040.00	\$3,840.00
439040 EQUIPMENT - MOTORIZED	\$0.00	\$3,195.00	\$0.00	\$10,478.00	\$3,200.00
<b>439100 MINOR CAPITAL</b>		<b>\$5,945.00</b>	<b>\$9,144.34</b>	<b>\$20,518.00</b>	<b>\$7,040.00</b>
<b>439995 SUPPLIES</b>	<b>\$167,882.67</b>	<b>\$258,919.92</b>	<b>\$363,086.87</b>	<b>\$665,105.10</b>	<b>\$586,127.10</b>
452000 BUILDINGS AND STRUCTURES	\$0.00	\$0.00	\$0.00	\$0.00	\$0.00
453000 OPERATIONS EQUIPMENT	\$0.00	\$0.00	\$0.00	\$0.00	\$0.00
453049 LEASE PURCHASE	\$7,075.47	\$0.00	\$0.00	\$60,000.00	\$287,241.00
454000 MOTOR EQUIPMENT	\$0.00	\$177,010.00	\$33,567.29	\$172,700.00	\$72,500.00
456000 MAINS AND ACCESSORIES	\$0.00	\$0.00	\$0.00	\$0.00	\$50,000.00
458010 TRAFFIC SIGNS	\$0.00	\$0.00	\$0.00	\$0.00	\$0.00
453037 EQUIPMENT-GARAGE	\$0.00	\$0.00	\$0.00	\$0.00	\$0.00
453039 EQUIPMENT-COMMUNICATION	\$0.00	\$0.00	\$0.00	\$0.00	\$0.00
453052 TRAFFIC CONTROL	\$0.00	\$0.00	\$0.00	\$55,205.00	\$0.00
<b>450100 CAPITAL OUTLAY</b>	<b>\$7,075.47</b>	<b>\$177,010.00</b>	<b>\$33,567.29</b>	<b>\$287,905.00</b>	<b>\$409,741.00</b>
<b>499995 OTHER</b>	<b>\$7,075.47</b>	<b>\$177,010.00</b>	<b>\$33,567.29</b>	<b>\$287,905.00</b>	<b>\$409,741.00</b>
<b>01060162 CITY SERVICES</b>	<b>\$1,968,701.20</b>	<b>\$2,546,301.55</b>	<b>\$2,098,295.31</b>	<b>\$3,211,713.00</b>	<b>\$3,646,845.74</b>



# BUREAU OF VEHICLE MANAGEMENT CENTER

The Bureau of Vehicle Management is responsible for the administration, maintenance, and repair of the City's vehicular equipment fleet. The fleet consists of over 300 vehicles and pieces of equipment ranging from tractor trailers, articulated wheel loaders, fire apparatus, motor cycles and police vehicles, to small equipment such as tractors and lawnmowers.

The administration of the Bureau includes: preparation of the annual budget submission, equipment specifying, titling, licensing, maintaining of state inspection records, surplus disposal, and the scheduled maintenance and repair of all City-owned vehicles. Other associated activities include, but are not limited to, the maintaining of automated reports/records; a parts and supply inventory; a fuels/lubricants management program; and the testing and evaluation of programs, such as alternate fuels, to determine the feasibility of adoption for City operations. The Bureau has also adopted a new program to keep computerized records to help maintain efficiency in the fleet.

## EXPENDITURE ANALYSIS DETAIL 2015 APPROVED BUDGET

General Fund

0172 Vehicle Management

Allocation Plan				Position Control			
PERSONNEL	2014 Adjusted	2015 Approved	JOB CLASSIFICATION	2014 Adjusted	2015 Approved	2014 Adjusted	2015 Approved
Salaries-Mgmt	51,000	51,000	Fleet Manager	1	1	51,000	51,000
Salaries-BU	425,500	379,084					
Overtime	12,570	12,000	Total Management	1	1	51,000	51,000
Fringe Benefits	(58,118)	33,819					
TOTAL	430,952	475,903	Automotive Mechanic IV	5	4	248,971	200,820
			Automotive Body Mechanic IV	1	1	48,575	49,051
			Automotive Mechanic I	1	1	42,774	43,194
SERVICES			Parts Person II	1	1	42,800	43,219
			Administrative Assistant II	1	1	42,380	42,800
Communications	960	2,375	Total Bargaining Unit	9	8	425,500	379,084
Professional Services	0	0					
Utilities	43,300	38,300	Overtime			12,570	12,000
Insurance	0	0					
Rentals	5,616	5,308	FICA			37,882	33,819
Maintenance & Repairs	280,788	221,500	Concessions			(96,000)	0
Contracted Services	31,321	10,400					
TOTAL	361,985	277,883	Total Fringe Benefits			(58,118)	33,819
SUPPLIES			TOTAL	10	9	430,952	475,903
Supplies	1,289,289	1,035,733					
Minor Capital Equipment	0	0					
TOTAL	1,289,289	1,035,733					
OTHER	55,000	100,000					
TOTAL APPROPRIATION	2,137,226	1,889,519					

## VEHICLE MANAGEMENT CENTER - 0172

EMPLOYEE	POSITION	ANNIV./ D.O.B.	2014		2015		2015		2015		2015		2015		FRINGE BENEFITS	TOTAL
			END OF YR SALARY		GRADE/STEP INCREASE	ANNUAL INCREASE	2015 LONG.	2015 SALARY	2015 LUMP SUM	FICA						
	FLEET MANAGER	1	1	2014	\$	51,000.00		0.00	0.00	0.00	51,000.00	0.00	3,901.50	0.00	54,901.50	
1.00	MANAGEMENT					51,000.00		0.00	0.00	0.00	51,000.00	0.00	3,901.50	0.00	54,901.50	
		10	15	1979	\$	47,622.08		0.00	476.22	952.44	49,050.74	0.00	3,752.38	0.00	52,803.12	
		8	3	1992	\$	40,670.27	1,290.43		419.61	813.41	43,193.72	0.00	3,304.32	0.00	46,498.04	
		4	14	1975	\$	47,622.08		0.00	476.22	952.44	49,050.74	0.00	3,752.38	0.00	52,803.12	
		8	10	1987	\$	49,116.21		0.00	491.16	982.32	50,589.70	0.00	3,870.11	0.00	54,459.81	
		7	20	1988	\$	49,116.21		0.00	491.16	982.32	50,589.70	0.00	3,870.11	0.00	54,459.81	
		6	5	1989	\$	49,116.21		0.00	491.16	982.32	50,589.70	0.00	3,870.11	0.00	54,459.81	
		10	20	1986	\$	41,960.70		0.00	419.61	839.21	43,219.52	0.00	3,306.29	0.00	46,525.81	
		10	20	2003	\$	41,960.70		0.00	419.61	419.61	42,799.92	0.00	3,274.19	0.00	46,074.11	
8.00	BARGAINING UNIT TOTALS					367,184.46	1,290.43		3,684.75	6,924.09	379,083.73	0.00	28,999.91	0.00	408,083.63	
9.00	TOTAL					418,184.46	1,290.43		3,684.75	6,924.09	430,083.73	0.00	32,901.41	0.00	462,985.13	
OVERTIME											12,000.00	0.00	918.00	0.00	12,918.00	
TOTAL SALARIES, LUMP SUM, OVERTIME, FICA AND FRINGE BENEFITS																
											442,083.73	0.00	33,819.41	0.00	475,903.13	

**NOTE: MEDICAL, SEVERANCE, UNEMPLOYMENT COMPENSATION, AND WORKERS COMPENSATION COSTS ARE REFLECTED IN GENERAL EXPENSES (0188).**

## 2015 Approved Budget

### Expenditure Line Item

#### BUDGET UNIT: 01060172 BUREAU OF VEHICLE MANAGEMENT

Account	2012 Actual	2013 Actual	2014 Actual YTD (11/17)	2014 Adjusted Budget	2015 Approved Budget
414000 SALARIES & WAGES	\$424,336.12	\$375,594.17	\$321,534.72	\$476,500.00	\$430,083.73
415000 TEMPORARY	\$0.00	\$0.00	\$0.00	\$0.00	\$0.00
416000 OVERTIME	\$2,634.01	\$2,835.12	\$12,388.28	\$12,570.00	\$12,000.00
<b>414100 SALARIES/WAGES</b>	<b>\$426,970.13</b>	<b>\$378,429.29</b>	<b>\$333,923.00</b>	<b>\$489,070.00</b>	<b>\$442,083.73</b>
419001 SOCIAL SECURITY	\$32,662.72	\$29,030.86	\$25,545.21	\$37,882.00	\$33,819.41
419002 MEDICAL	\$0.00	\$0.00	\$0.00	\$0.00	\$0.00
419019 CONCESSIONS & VACANCIES	\$0.00	\$0.00	\$0.00	(\$96,000.00)	\$0.00
<b>419100 FRINGE BENEFITS</b>	<b>\$32,662.72</b>	<b>\$29,030.86</b>	<b>\$25,545.21</b>	<b>(\$58,118.00)</b>	<b>\$33,819.41</b>
<b>419995 PERSONNEL</b>	<b>\$459,632.85</b>	<b>\$407,460.15</b>	<b>\$359,468.21</b>	<b>\$430,952.00</b>	<b>\$475,903.14</b>
420010 ADVERTISING	\$0.00	\$0.00	\$0.00	\$370.00	\$800.00
420020 PRINTING	\$637.57	\$482.70	\$449.58	\$500.00	\$500.00
420040 TELEPHONE	\$0.00	\$0.00	\$0.00	\$0.00	\$1,000.00
420050 POSTAGE	\$85.35	\$76.25	\$28.47	\$90.00	\$75.00
<b>420100 COMMUNICATIONS</b>	<b>\$722.92</b>	<b>\$558.95</b>	<b>\$478.05</b>	<b>\$960.00</b>	<b>\$2,375.00</b>
422000 SEWERAGE	\$588.10	\$852.86	\$122.22	\$1,000.00	\$1,000.00
422010 WATER	\$12,858.36	\$18,249.91	\$2,586.98	\$15,000.00	\$15,000.00
422020 ELECTRICITY	\$21,863.22	\$17,501.25	\$19,576.94	\$20,000.00	\$20,000.00
422030 HEAT	\$0.00	\$0.00	\$0.00	\$7,000.00	\$2,000.00
422080 SEWERAGE MAINT CHARGES	\$135.32	\$127.89	\$18.34	\$300.00	\$300.00
<b>422100 UTILITIES &amp; SRVC</b>	<b>\$35,445.00</b>	<b>\$36,731.91</b>	<b>\$22,304.48</b>	<b>\$43,300.00</b>	<b>\$38,300.00</b>
424050 OFFICE EQUIPMENT	\$0.00	\$2,374.21	\$1,752.00	\$2,808.00	\$2,508.00
424060 OTHER RENTALS	\$0.00	\$0.00	\$0.00	\$0.00	\$0.00
424061 UNIFORM RENTALS	\$2,398.96	\$2,730.13	\$2,500.00	\$2,808.00	\$2,800.00
<b>424100 RENTALS</b>	<b>\$2,398.96</b>	<b>\$5,104.34</b>	<b>\$4,252.00</b>	<b>\$5,616.00</b>	<b>\$5,308.00</b>
425000 OFFICE EQUIPMENT	\$210.88	\$0.00	\$0.00	\$0.00	\$0.00
425010 VEHICULAR EQUIPMENT	\$62,239.59	\$105,789.83	\$217,566.16	\$258,000.00	\$200,000.00
425021 STREET LIGHTS	\$0.00	\$0.00	\$0.00	\$0.00	\$0.00
425030 BUILDING MAINT	\$5,142.96	\$3,406.66	\$9,426.28	\$9,500.00	\$7,000.00
425050 COMMUNICATIONS EQUIPMENT	\$309.97	\$292.00	\$0.00	\$1,830.00	\$5,000.00
425060 OPERATIONS EQUIPMENT	\$11,271.80	\$5,140.00	\$7,558.00	\$7,600.00	\$6,000.00
425080 SERVICE CONTRACTS	\$535.13	\$1,815.00	\$0.00	\$0.00	\$0.00
425090 MAINT SERV CONTRACT	\$3,827.38	\$1,978.02	\$3,853.49	\$3,858.00	\$3,500.00
425099 OTHER CONT MAINT	\$0.00	\$0.00	\$0.00	\$0.00	\$0.00
<b>425100 MAINT &amp; REPAIRS</b>	<b>\$83,537.71</b>	<b>\$118,421.51</b>	<b>\$238,403.93</b>	<b>\$280,788.00</b>	<b>\$221,500.00</b>
429001 TUITION/TRAINING	\$0.00	\$0.00	\$90.00	\$1,500.00	\$2,000.00
429005 NUISANCE	\$0.00	\$867.40	\$627.00	\$1,460.00	\$900.00
429009 ADMIN/TRUSTEE FEE	\$0.00	\$0.00	\$0.00	\$0.00	\$0.00
429012 LAUNDRY	\$1,311.92	\$0.00	\$0.00	\$0.00	\$0.00
429014 CONTRACTED PERSONNEL SVS.	\$0.00	\$0.00	\$20,861.44	\$20,861.44	\$0.00
429016 CONFERENCES	\$0.00	\$0.00	\$0.00	\$0.00	\$0.00
429017 MEMBERSHIPS	\$0.00	\$0.00	\$0.00	\$0.00	\$0.00

## 2015 Approved Budget

### Expenditure Line Item

#### BUDGET UNIT: 01060172 BUREAU OF VEHICLE MANAGEMENT

Account	2012 Actual	2013 Actual	2014 Actual YTD (11/17)	2014 Adjusted Budget	2015 Approved Budget
429060 TOWING	\$1,270.00	\$7,970.00	\$5,196.25	\$7,500.00	\$7,500.00
429090 MISC CONTRACTED SRVCS	\$0.00	\$188.16	\$0.00	\$0.00	\$0.00
<b>429100 CONTRACTED SRVC</b>	<b>\$2,581.92</b>	<b>\$9,025.56</b>	<b>\$26,774.69</b>	<b>\$31,321.44</b>	<b>\$10,400.00</b>
<b>429995 SERVICES</b>	<b>\$124,686.51</b>	<b>\$169,842.27</b>	<b>\$292,213.15</b>	<b>\$361,985.44</b>	<b>\$277,883.00</b>
430001 EDUCATIONAL	\$185.00	\$485.00	\$974.00	\$1,000.00	\$250.00
430002 SOFTWARE	\$527.25	\$0.00	\$0.00	\$1,000.00	\$1,000.00
430003 SUBSCRIPTIONS	\$0.00	\$0.00	\$0.00	\$0.00	\$0.00
430005 DUPLICATING	\$0.00	\$0.00	\$0.00	\$0.00	\$0.00
430006 PHOTOGRAPHY	\$0.00	\$0.00	\$0.00	\$0.00	\$500.00
430008 DATA PROCESSING	\$0.00	\$0.00	\$0.00	\$0.00	\$0.00
430009 OFFICE	\$0.00	\$199.06	\$134.97	\$300.00	\$300.00
430011 CUSTODIAL	\$427.90	\$673.77	\$911.82	\$1,000.00	\$1,000.00
430012 PERSONAL SAFETY	\$441.04	\$458.29	\$126.35	\$600.00	\$1,500.00
430013 FIREFIGHTING	\$0.00	\$435.93	\$275.00	\$500.00	\$1,000.00
430014 WEARING APPAREL	\$0.00	\$0.00	\$0.00	\$500.00	\$0.00
430016 MEDICAL/LAB	\$0.00	\$0.00	\$0.00	\$0.00	\$0.00
430036 BLDG CONSTRUCTION	\$0.00	\$0.00	\$0.00	\$0.00	\$0.00
430037 CHEMICALS	\$822.27	\$1,289.11	\$2,022.64	\$2,200.00	\$2,500.00
430042 TOOLS & HARDWARE	\$0.00	\$94.88	\$1,897.79	\$2,250.00	\$2,500.00
430050 MOTOR FUELS/LUBRICANTS	\$1,253,050.30	\$708,117.30	\$737,367.06	\$984,400.00	\$727,182.58
430051 TIRES & BATTERIES	\$48,005.30	\$98,206.79	\$60,062.96	\$100,000.00	\$90,000.00
430052 VEHICLE PARTS & SUPPLIES	\$125,874.88	\$162,022.10	\$160,944.82	\$193,138.56	\$200,000.00
430053 VEHICLE REPAIR TOOLS	\$1,480.09	\$607.15	\$883.20	\$2,400.00	\$8,000.00
430054 AUTO BODY PART/SUPPLIES	\$22,579.26	\$0.00	\$0.00	\$0.00	\$0.00
430055 MECH EQUIP PARTS	\$0.00	\$0.00	\$0.00	\$0.00	\$0.00
430099 MISC SUPPLIES AND EXP	\$0.00	\$0.00	\$0.00	\$0.00	\$0.00
<b>430100 SUPPLIES &amp; EXP</b>	<b>\$1,453,393.29</b>	<b>\$972,589.38</b>	<b>\$965,600.61</b>	<b>\$1,289,288.56</b>	<b>\$1,035,732.58</b>
439015 OFFICE EQUIPMENT	\$0.00	\$3,606.73	\$0.00	\$0.00	\$0.00
<b>439100 MINOR CAPITAL</b>	<b>\$0.00</b>	<b>\$3,606.73</b>	<b>\$0.00</b>	<b>\$0.00</b>	<b>\$0.00</b>
<b>439995 SUPPLIES</b>	<b>\$1,453,393.29</b>	<b>\$976,196.11</b>	<b>\$965,600.61</b>	<b>\$1,289,288.56</b>	<b>\$1,035,732.58</b>
453099 EQUIPMENT-OTHER	\$0.00	\$6,200.00	\$0.00	\$55,000.00	\$100,000.00
<b>450100 CAPITAL OUTLAY</b>	<b>\$0.00</b>	<b>\$6,200.00</b>	<b>\$0.00</b>	<b>\$55,000.00</b>	<b>\$100,000.00</b>
<b>499995 OTHER</b>	<b>\$0.00</b>	<b>\$6,200.00</b>	<b>\$0.00</b>	<b>\$55,000.00</b>	<b>\$100,000.00</b>
<b>01060172 VEHICLE MANAGEMENT</b>	<b>\$2,037,712.65</b>	<b>\$1,559,698.53</b>	<b>\$1,617,281.97</b>	<b>\$2,137,226.00</b>	<b>\$1,889,518.72</b>

## GENERAL EXPENSES

This group of accounts is used to reflect all expenses in the General Fund which are not directly related to any one particular departmental operation. Examples include specific personnel costs, such as medical, dental and prescription drug costs, pension plan contributions, employee severance pay, workers' compensation, loss/time medical payments, and other miscellaneous expenses, including telephone services, insurance(s), and various subsidies and grants to local units.

## TRANSFERS TO OTHER FUNDS

This group of accounts is used to reflect transfers to other City funds and related entities, either to fund for payment of general obligation debt or to supplement operations.

### EXPENDITURE ANALYSIS SUMMARY 2015 APPROVED BUDGET

	2012 Actual	2013 Actual	2014 Actual YTD (11/17)	2014 Adjusted Budget	2015 Approved Budget
<b><u>0188 GENERAL EXPENSES</u></b>					
Personnel	10,197,178	10,654,610	9,505,991	11,140,810	10,300,637
Services					
Communications	84,444	83,996	61,126	89,824	86,800
Professional Fees	54,287	33,336	55,415	76,942	89,100
Insurance	854,315	836,162	855,895	1,030,163	1,003,279
Contracted Services	44,656	52,087	46,150	49,056	55,000
Total Services	1,037,702	1,005,581	1,018,586	1,245,985	1,234,179
Supplies					
Supplies	0	265	282	306	306
Minor Capital Equipment	0	26,415	0	11,000	0
Total Supplies	0	26,679	282	11,306	306
Other					
Capital Outlay	0	0	11,546	40,000	5,000
Subsidies and Grants	272,510	272,510	222,550	299,761	225,656
Cash Over/Under	0	0	0	0	0
Uncollectible Accounts	0	0	0	0	0
Liability Insurance Claim	0	3,000	0	3,300	3,300
Refund of Prior Year Revenue	15,000	0	662	662	0
Fines and Settlements	120,311	26,291	1,500,000	1,509,338	1,500,000
Payment of Prior Year Expenditures	5,355	349,420	0	0	0
TRAN Costs	452	0	0	0	85,000
Total Other	413,628	651,221	1,734,758	1,853,061	1,818,956
Total General Expenses	11,648,508	12,338,092	12,259,617	14,251,162	13,354,078

### 0189 TRANSFERS TO OTHER FUNDS

Debt Service Fund Transfer	2,729,168	6,616	8,779,391	8,831,177	8,273,230
Blight Remediation Fund Transfer	0	0	0	0	250,000
Total Transfers	2,729,168	6,616	8,779,391	8,831,177	8,523,230

EXPENDITURE ANALYSIS DETAIL  
2015 APPROVED BUDGET

General Fund

0188 General Expenses

Account Name	2012 Actual	2013 Actual	2014 Actual YTD (11/17)	2014 Adjusted Budget	2015 Approved Budget
<b>WAGES/BENEFITS</b>					
Salaries/Social Security	12,908	19,241	35,452	45,589	24,241
Medical Benefits	9,507,695	9,989,776	8,607,820	10,000,000	10,000,000
Early Retirement	0	0	0	0	0
Sick Leave Buy-Back	12,978	8,425	5,748	5,748	16,882
Severance Pay	108,284	243,089	468,589	560,000	300,000
Medicare	3,895	7,583	0	0	9,000
Unemployment Compensation	184,198	18,763	106,343	115,000	172,000
Concessions & Vacancies	0	0	0	0	0
<b>TOTAL WAGES/BENEFITS</b>	<b>9,829,959</b>	<b>10,286,877</b>	<b>9,223,952</b>	<b>10,726,337</b>	<b>10,522,123</b>
<b>WORKERS' COMPENSATION</b>					
Workers' Compensation Adj. Fees	35,513	41,255	48,000	48,000	48,000
Loss Time & Medical	215,865	206,513	97,567	230,000	200,000
State Fees/Assessments	35,798	38,693	43,029	43,029	44,000
Excess Policy & Bond	80,043	81,271	93,443	93,445	102,787
Medical-Employee Contribution	0	0	0	0	(616,273)
<b>TOTAL WORKERS COMP.</b>	<b>367,219</b>	<b>367,733</b>	<b>282,039</b>	<b>414,474</b>	<b>(221,486)</b>
<b>PENSION CONTRIBUTIONS</b>					
Police Pension	0	0	0	0	0
Fire Pension	0	0	0	0	0
Non-Unif. Pension	0	0	0	0	0
<b>TOTAL PENSION CONTRIB.</b>	<b>0</b>	<b>0</b>	<b>0</b>	<b>0</b>	<b>0</b>
<b>TOTAL PERSONNEL</b>	<b>10,197,178</b>	<b>10,654,610</b>	<b>9,505,991</b>	<b>11,140,810</b>	<b>10,300,637</b>
<b>COMMUNICATIONS</b>					
Advertising	0	0	0	254	0
Printing & Report Binding	0	2,892	0	1,870	0
Telephone/Pagers	82,675	81,104	59,268	84,900	85,000
Email	1,769	0	1,858	2,800	1,800
Postage	0	0	0	0	0
<b>TOTAL COMMUNICATIONS</b>	<b>84,444</b>	<b>83,996</b>	<b>61,126</b>	<b>89,824</b>	<b>86,800</b>
<b>PROFESSIONAL FEES</b>					
Legal Fees	33,827	2,468	5,000	26,527	20,000
Consulting	19,690	28,869	48,331	48,331	67,000
Other	770	2,000	2,084	2,084	2,100
<b>TOTAL PROFESSIONAL FEES</b>	<b>54,287</b>	<b>33,336</b>	<b>55,415</b>	<b>76,942</b>	<b>89,100</b>

EXPENDITURE ANALYSIS DETAIL  
2015 APPROVED BUDGET

General Fund

0188 General Expenses

Account Name	2012 Actual	2013 Actual	2014 Actual YTD (11/17)	2014 Adjusted Budget	2015 Approved Budget
<b>INSURANCE</b>					
Stop Loss - Premium	343,442	315,706	256,519	344,000	344,000
Automobile - Premium	129,748	130,566	118,674	121,671	112,424
Automobile - Deductible	19,126	12,061	61,683	74,000	90,000
General Liability - Premium	88,223	84,078	79,382	81,387	75,201
General Liability - Deductible	9,178	33,144	11,239	30,000	30,000
Boiler & Machinery - Premium	5,904	6,518	4,667	6,246	6,331
Property & Crime - Premium	99,440	127,488	122,991	162,834	148,052
Property & Crime - Deductible	0	0	0	0	0
Inland Marine - Premium	14,574	9,173	18,585	18,956	17,909
Flood - Premium	25,104	25,353	28,057	32,000	32,000
Police Professional Liability - Premium	0	0	0	0	0
Police Professional Liability - Deductible	34,177	0	0	0	0
Public Official Liability - Premium	33,885	42,271	64,752	66,387	61,341
Public Official Liability - Deductible	1,739	2,755	3,825	5,000	5,000
Excess Liability - Premium	49,776	47,048	85,522	87,682	81,021
Terrorism - Premium	0	0	0	0	0
<b>TOTAL INSURANCE</b>	<b>854,315</b>	<b>836,162</b>	<b>855,895</b>	<b>1,030,163</b>	<b>1,003,279</b>
<b>CONTRACTED SERVICES</b>					
Maintenance Service Contract	7,440	9,672	10,238	10,244	12,000
Freight-Shipping	0	0	0	0	0
Bank Administration/Trustee Fees	4,450	12,767	6,546	6,550	10,000
Travel	0	0	0	0	0
Conference	0	0	0	0	0
Membership Dues	20,474	15,533	20,501	21,507	24,000
Catastrophic Event Disaster Recovery	0	0	0	0	0
Miscellaneous	0	0	0	0	0
Bank Service Charges	12,292	14,115	8,865	10,755	9,000
<b>TOTAL CONTRACTED SERVICES</b>	<b>44,656</b>	<b>52,087</b>	<b>46,150</b>	<b>49,056</b>	<b>55,000</b>
<b>TOTAL SERVICES</b>	<b>1,037,702</b>	<b>1,005,581</b>	<b>1,018,586</b>	<b>1,245,985</b>	<b>1,234,179</b>
<b>SUPPLIES &amp; EXPENSES</b>					
Subscriptions	0	0	0	0	0
Photography	0	0	0	0	0
Data Processing	0	0	0	0	0
Miscellaneous	0	265	282	306	306
<b>TOTAL SUPPLIES &amp; EXPENSES</b>	<b>0</b>	<b>265</b>	<b>282</b>	<b>306</b>	<b>306</b>
<b>MINOR CAPITAL EQUIPMENT</b>					
Office Equipment	0	26,415	0	11,000	0
<b>TOTAL MINOR CAPITAL EQUIPMENT</b>	<b>0</b>	<b>26,415</b>	<b>0</b>	<b>11,000</b>	<b>0</b>
<b>TOTAL SUPPLIES</b>	<b>0</b>	<b>26,679</b>	<b>282</b>	<b>11,306</b>	<b>306</b>

EXPENDITURE ANALYSIS DETAIL  
2015 APPROVED BUDGET

General Fund

0188 General Expenses

Account Name	2012 Actual	2013 Actual	2014 Actual YTD (11/17)	2014 Adjusted Budget	2015 Approved Budget
<b>CAPITAL OUTLAY</b>					
Lease/Purchase Capital Equipment	0	0	0	0	0
Miscellaneous	0	0	11,546	40,000	5,000
<b>TOTAL CAPITAL OUTLAY</b>	<b>0</b>	<b>0</b>	<b>11,546</b>	<b>40,000</b>	<b>5,000</b>
<b>SUBSIDIES &amp; GRANTS</b>					
Grants to Local Units	0	0	0	0	0
Dauphin County Library	0	0	0	0	0
Capital Area Transit	272,510	272,510	222,550	299,761	225,656
Downtown Improvement District (DID)	0	0	0	0	0
Harrisburg Regional Chamber	0	0	0	0	0
<b>TOTAL SUBSIDIES &amp; GRANTS</b>	<b>272,510</b>	<b>272,510</b>	<b>222,550</b>	<b>299,761</b>	<b>225,656</b>
Cash Under/Over	0	0	0	0	0
Uncollectible Accounts	0	0	0	0	0
Liability Insurance Claim	0	3,000	0	3,300	3,300
Refund of Prior Year Revenue	15,000	0	662	662	0
Fines and Settlements	120,311	26,291	1,500,000	1,509,338	1,500,000
Payment of Prior Year Expenditures	5,355	349,420	0	0	0
E.M.S. Tax Eligible Expenses	0	0	0	0	0
Hotel Tax Proceeds	0	0	0	0	0
Interest Expense	452	0	0	0	85,000
Repayment of Federal Grants Fund	0	0	0	0	0
Repayment of Workers' Compensation Fund	0	0	0	0	0
Audit Exceptions	0	0	0	0	0
Anticipated Concessions	0	0	0	0	0
<b>TOTAL OTHER</b>	<b>413,628</b>	<b>651,221</b>	<b>1,734,758</b>	<b>1,853,061</b>	<b>1,818,956</b>
<b>TOTAL GENERAL EXPENSES</b>	<b>11,648,508</b>	<b>12,338,092</b>	<b>12,259,617</b>	<b>14,251,162</b>	<b>13,354,078</b>



## 2015 Approved Budget

### Expenditure Line Item

#### BUDGET UNIT: 01010188 GENERAL EXPENSES

Account	2012 Actual	2013 Actual	2014 Actual YTD (11/17)	2014 Adjusted Budget	2015 Approved Budget
414000 SALARIES & WAGES	\$0.00	\$0.00	\$0.00	\$0.00	\$0.00
415000 TEMPORARY	\$3,373.09	\$0.00	\$0.00	\$0.00	\$0.00
417000 SICK LEAVE BUY-BACK	\$12,978.40	\$8,424.98	\$5,748.29	\$5,748.29	\$16,881.53
419006 MANDATORY MEDICARE	\$0.00	\$0.00	\$0.00	\$0.00	\$0.00
<b>414100 SALARIES/WAGES</b>	<b>\$16,351.49</b>	<b>\$8,424.98</b>	<b>\$5,748.29</b>	<b>\$5,748.29</b>	<b>\$16,881.53</b>
419001 SOCIAL SECURITY	\$9,534.62	\$19,240.83	\$35,452.09	\$45,588.56	\$24,241.44
419002 MEDICAL	\$9,507,694.59	\$9,989,776.30	\$8,607,820.28	\$10,000,000.00	\$10,000,000.00
419005 SEVERANCE PAY	\$108,284.27	\$243,089.42	\$468,588.67	\$560,000.00	\$300,000.00
419006 MANDATORY MEDICARE	\$0.00	\$0.00	\$0.00	\$0.00	\$9,000.00
419007 MEDICARE - PART B	\$3,895.40	\$7,582.60	\$0.00	\$0.00	\$0.00
419010 UNEMPLOYMENT COMPENSAT	\$184,198.34	\$18,763.24	\$106,342.61	\$115,000.00	\$172,000.00
419011 WORKERS' COMP-ADJ FEES	\$35,512.84	\$41,255.21	\$48,000.00	\$48,000.00	\$48,000.00
419012 LOSS TIME & MED	\$215,865.46	\$206,513.40	\$97,567.36	\$230,000.00	\$200,000.00
419014 STATE FEES & ASSESSMENTS	\$35,798.00	\$38,693.00	\$43,029.00	\$43,029.00	\$44,000.00
419015 EXCESS POLICY & BOND	\$80,043.00	\$81,271.00	\$93,443.00	\$93,444.55	\$102,787.30
419018 MEDICAL-EMPLOYEE CONTR	\$0.00	\$0.00	\$0.00	\$0.00	(\$616,273.49)
419019 CONCESSIONS & VACANCIES	\$0.00	\$0.00	\$0.00	\$0.00	\$0.00
<b>419100 FRINGE BENEFITS</b>	<b>\$10,180,826.52</b>	<b>\$10,646,185.00</b>	<b>\$9,500,243.01</b>	<b>\$11,135,062.11</b>	<b>\$10,283,755.25</b>
<b>419995 PERSONNEL</b>	<b>\$10,197,178.01</b>	<b>\$10,654,609.98</b>	<b>\$9,505,991.30</b>	<b>\$11,140,810.40</b>	<b>\$10,300,636.78</b>
420010 ADVERTISING	\$0.00	\$0.00	\$0.00	\$254.00	\$0.00
420020 PRINTING	\$0.00	\$2,891.77	\$0.00	\$1,870.00	\$0.00
420040 TELEPHONE	\$82,675.17	\$81,103.75	\$59,267.83	\$84,900.00	\$85,000.00
420041 E-MAIL/INTERNET	\$1,768.84	\$0.00	\$1,857.68	\$2,800.00	\$1,800.00
420050 POSTAGE	\$0.00	\$0.00	\$0.00	\$0.00	\$0.00
<b>420100 COMMUNICATIONS</b>	<b>\$84,444.01</b>	<b>\$83,995.52</b>	<b>\$61,125.51</b>	<b>\$89,824.00</b>	<b>\$86,800.00</b>
421010 LEGAL	\$33,826.88	\$2,467.50	\$5,000.00	\$26,527.00	\$20,000.00
421020 AUDIT	\$0.00	\$0.00	\$0.00	\$0.00	\$0.00
421030 CONSULTING	\$19,690.10	\$28,868.57	\$48,331.00	\$48,331.00	\$67,000.00
421050 OTHER PROFESSIONAL FEES	\$770.00	\$2,000.00	\$2,084.00	\$2,084.00	\$2,100.00
<b>421100 PROFESSIONAL SRVC</b>	<b>\$54,286.98</b>	<b>\$33,336.07</b>	<b>\$55,415.00</b>	<b>\$76,942.00</b>	<b>\$89,100.00</b>
423002 STOP/LOSS PREMIUM	\$343,441.57	\$315,706.30	\$256,519.10	\$344,000.00	\$344,000.00
423010 AUTOMOBILE PREM	\$129,748.41	\$130,566.29	\$118,673.63	\$121,670.96	\$112,423.64
423011 AUTO DEDUCT	\$19,125.67	\$12,060.66	\$61,683.09	\$74,000.00	\$90,000.00
423020 GENERAL LIABILITY PREM	\$88,223.00	\$84,077.54	\$79,381.67	\$81,386.60	\$75,201.05
423021 GEN LIAB DEDUCT	\$9,178.20	\$33,144.44	\$11,239.47	\$30,000.00	\$30,000.00
423030 BOILER	\$5,903.58	\$6,518.28	\$4,667.25	\$6,246.00	\$6,331.43
423040 PROPERTY & CRIME PREM	\$99,439.87	\$127,488.37	\$122,991.00	\$162,834.00	\$148,052.03
423041 PROPERTY DEDUCT	\$0.00	\$0.00	\$0.00	\$0.00	\$0.00
423050 INLAND MARINE	\$14,574.43	\$9,172.99	\$18,585.00	\$18,956.00	\$17,908.80
423060 FLOOD PREM	\$25,104.00	\$25,353.00	\$28,057.00	\$32,000.00	\$32,000.00
423080 POLICE PROF PREM	\$0.00	\$0.00	\$0.00	\$0.00	\$0.00
423081 POLICE PROF DEDUCT	\$34,176.65	\$0.00	\$0.00	\$0.00	\$0.00
423090 PUBLIC OFF PREM	\$33,884.98	\$42,271.20	\$64,751.58	\$66,387.00	\$61,341.45

## 2015 Approved Budget

### Expenditure Line Item

#### BUDGET UNIT: 01010188 GENERAL EXPENSES

Account	2012 Actual	2013 Actual	2014 Actual YTD (11/17)	2014 Adjusted Budget	2015 Approved Budget
423091 PUBLIC OFF DEDUCT	\$1,738.60	\$2,754.50	\$3,824.50	\$5,000.00	\$5,000.00
423095 EXCESS LIABILITY	\$49,776.06	\$47,048.44	\$85,521.91	\$87,682.00	\$81,020.63
423097 TERRORISM	\$0.00	\$0.00	\$0.00	\$0.00	\$0.00
<b>423100 INSURANCE</b>	<b>\$854,315.02</b>	<b>\$836,162.01</b>	<b>\$855,895.20</b>	<b>\$1,030,162.56</b>	<b>\$1,003,279.03</b>
425090 MAINT SERV CONTRACT	\$7,439.93	\$9,672.20	\$10,237.73	\$10,244.16	\$12,000.00
<b>425100 MAINT &amp; REPAIRS</b>	<b>\$7,439.93</b>	<b>\$9,672.20</b>	<b>\$10,237.73</b>	<b>\$10,244.16</b>	<b>\$12,000.00</b>
429009 ADMIN/TRUSTEE FEE	\$4,449.54	\$12,767.00	\$6,545.98	\$6,550.00	\$10,000.00
429016 CONFERENCES	\$0.00	\$0.00	\$0.00	\$0.00	\$0.00
429017 MEMBERSHIPS	\$20,474.20	\$15,533.40	\$20,501.20	\$21,507.15	\$24,000.00
429025 DISASTER RECOVERY SYSTEM	\$0.00	\$0.00	\$0.00	\$0.00	\$0.00
429090 MISC CONTRACTED SRVCS	\$0.00	\$0.00	\$0.00	\$0.00	\$0.00
429095 BANK SERV CHARGES	\$12,292.29	\$14,114.72	\$8,864.93	\$10,755.00	\$9,000.00
429097 DCTCC FEE	\$0.00	\$0.00	\$0.00	\$0.00	\$0.00
<b>429100 CONTRACTED SRVC</b>	<b>\$37,216.03</b>	<b>\$42,415.12</b>	<b>\$35,912.11</b>	<b>\$38,812.15</b>	<b>\$43,000.00</b>
<b>429995 SERVICES</b>	<b>\$1,037,701.97</b>	<b>\$1,005,580.92</b>	<b>\$1,018,585.55</b>	<b>\$1,245,984.87</b>	<b>\$1,234,179.03</b>
430003 SUBSCRIPTIONS	\$0.00	\$0.00	\$0.00	\$0.00	\$0.00
430006 PHOTOGRAPHY	\$0.00	\$0.00	\$0.00	\$0.00	\$0.00
430099 MISC SUPPLIES AND EXP	\$0.00	\$264.51	\$282.28	\$306.00	\$306.00
<b>430100 SUPPLIES &amp; EXP</b>	<b>\$0.00</b>	<b>\$264.51</b>	<b>\$282.28</b>	<b>\$306.00</b>	<b>\$306.00</b>
439015 OFFICE EQUIPMENT	\$0.00	\$26,414.89	\$0.00	\$11,000.00	\$0.00
<b>439100 MINOR CAPITAL</b>	<b>\$0.00</b>	<b>\$26,414.89</b>	<b>\$0.00</b>	<b>\$11,000.00</b>	<b>\$0.00</b>
<b>439995 SUPPLIES</b>	<b>\$0.00</b>	<b>\$26,679.40</b>	<b>\$282.28</b>	<b>\$11,306.00</b>	<b>\$306.00</b>
447030 GO INTEREST PMT	\$0.00	\$0.00	\$0.00	\$0.00	\$0.00
447100 INTEREST EXPENSE	\$451.78	\$0.00	\$0.00	\$0.00	\$85,000.00
<b>447100 INTEREST EXPENSE</b>	<b>\$451.78</b>	<b>\$0.00</b>	<b>\$0.00</b>	<b>\$0.00</b>	<b>\$85,000.00</b>
448030 GO PRINCIPAL PMT	\$0.00	\$0.00	\$0.00	\$0.00	0
<b>448100 PRINCIPAL PMT</b>	<b>\$0.00</b>	<b>\$0.00</b>	<b>\$0.00</b>	<b>\$0.00</b>	<b>\$0.00</b>
452014 SECURITY UPGRADE	\$0.00	\$0.00	\$11,545.96	\$40,000.00	\$5,000.00
453049 LEASE PURCHASE	\$0.00	\$0.00	\$0.00	\$0.00	\$0.00
<b>450100 CAPITAL OUTLAY</b>	<b>\$0.00</b>	<b>\$0.00</b>	<b>\$11,545.96</b>	<b>\$40,000.00</b>	<b>\$5,000.00</b>
462000 GRANTS TO LOCAL UNITS	\$0.00	\$0.00	\$0.00	\$0.00	\$0.00
462001 GRANTS TO DAU CO LIBRARY	\$0.00	\$0.00	\$0.00	\$0.00	\$0.00
462002 GRANTS TO CAT	\$272,510.00	\$272,510.00	\$222,549.84	\$299,761.00	\$225,656.00
462012 DOWNTOWN IMPROVMENT DIST	\$0.00	\$0.00	\$0.00	\$0.00	\$0.00
462013 HBG REGIONAL CHAMBER	\$0.00	\$0.00	\$0.00	\$0.00	\$0.00
<b>460100 SUBSIDIES &amp; GRANTS</b>	<b>\$272,510.00</b>	<b>\$272,510.00</b>	<b>\$222,549.84</b>	<b>\$299,761.00</b>	<b>\$225,656.00</b>
481055 LIABILITY INSURANCE CLAIM	\$0.00	\$3,000.00	\$0.00	\$3,300.00	\$3,300.00
480099 EXTRAORDINA. EXP-THA DEBT	\$0.00	\$0.00	\$0.00	\$0.00	\$0.00
485000 REFUND PRIOR YEAR REVENUE	\$15,000.00	\$0.00	\$662.00	\$662.00	\$0.00
485002 FINES AND SETTLEMENTS	\$120,310.68	\$26,291.00	\$1,500,000.00	\$1,509,338.00	\$1,500,000.00
486000 PYMT OF PRIOR YR EXPEND.	\$5,355.23	\$158,000.00	\$0.00	\$0.00	\$0.00
486001 PYT OF PRIOR YR EXP-ELECT	\$0.00	\$191,420.24	\$0.00	\$0.00	\$0.00

## **2015 Approved Budget**

Expenditure Line Item

**BUDGET UNIT: 01010188 GENERAL EXPENSES**

Account	2012 Actual	2013 Actual	2014 Actual YTD (11/17)	2014 Adjusted Budget	2015 Approved Budget
488002 WORKERS' COMP FUND REPYMT	\$0.00	\$0.00	\$0.00	\$0.00	\$0.00
499099 ANTICIPATED CONCESSIONS	\$0.00	\$0.00	\$0.00	\$0.00	\$0.00
<b>480100 NON-EXP ITEMS</b>	<b>\$140,665.91</b>	<b>\$378,711.24</b>	<b>\$1,500,662.00</b>	<b>\$1,513,300.00</b>	<b>\$1,503,300.00</b>
<b>499995 OTHER</b>	<b>\$413,627.69</b>	<b>\$651,221.24</b>	<b>\$1,734,757.80</b>	<b>\$1,853,061.00</b>	<b>\$1,818,956.00</b>
<b>01010188 GENERAL EXPENSES</b>	<b>\$11,648,507.67</b>	<b>\$12,338,091.54</b>	<b>\$12,259,616.93</b>	<b>\$14,251,162.27</b>	<b>\$13,354,077.81</b>

## 2015 Approved Budget

Expenditure Line Item

**BUDGET UNIT: 01010189 FUND TRANSFERS**

Account	2012 Actual	2013 Actual	2014 Actual YTD (11/17)	2014 Adjusted Budget	2015 Approved Budget
481006 CAPITOL PROJECTS FUND	\$0.00	\$0.00	\$0.00	\$0.00	\$0.00
481007 DEBT SERVICE FUND TRANS	\$2,729,168.35	\$6,616.31	\$8,779,391.09	\$8,831,177.24	\$8,273,230.00
481012 BLIGHT REMED FUND TRANS	\$0.00	\$0.00	\$0.00	\$0.00	\$250,000.00
481014 FEDERAL GRANTS	\$0.00	\$0.00	\$0.00	\$0.00	\$0.00
<b>480100 NON-EXP ITEMS</b>	<b>\$0.00</b>	<b>\$0.00</b>	<b>\$0.00</b>	<b>\$0.00</b>	<b>\$8,523,230.00</b>
<b>499995 OTHER</b>	<b>\$2,729,168.35</b>	<b>\$6,616.31</b>	<b>\$8,779,391.09</b>	<b>\$8,831,177.24</b>	<b>\$8,523,230.00</b>
<b>01010189 FUND TRANSFERS</b>	<b>\$2,729,168.35</b>	<b>\$6,616.31</b>	<b>\$8,779,391.09</b>	<b>\$8,831,177.24</b>	<b>\$8,523,230.00</b>

# STATE LIQUID FUELS TAX FUND

The State Liquid Fuels Tax Fund is funded by an annual Commonwealth of Pennsylvania State Liquid Fuels Tax allocation and investment income. This fund is used to account for state aid revenue expended primarily for streets and traffic lighting, traffic controls, and maintaining City roads and bridges in accordance with policies and procedures of the County Liquid Fuels Tax Act of 1931 and the Liquid Fuels Tax Act 655 of 1956 of the Commonwealth of Pennsylvania.

## RESOURCE ALLOCATION 2015 APPROVED BUDGET

RESOURCES		APPROPRIATIONS	
INVESTMENT INCOME	190	PERSONNEL	41,640
LIQUID FUELS TAX RECEIPTS	983,824	SERVICES	395,500
FUND BALANCE APPROPRIATION	0	SUPPLIES	488,514
		OTHER	58,360
TOTAL RESOURCES	<u>984,014</u>	TOTAL APPROPRIATION	<u>984,014</u>

STATE LIQUID FUELS TAX FUND  
2015 APPROVED BUDGET

Account Name	2012 Actual	2013 Actual	2014 Actual YTD (11/17)	2014 Adjusted Budget	2015 Approved Budget
REVENUE ANALYSIS SUMMARY					
Investment Income	276	191	141	295	190
Liquid Fuels Tax Receipts	929,762	914,788	985,774	901,105	983,824
TOTAL REVENUE	<u>930,038</u>	<u>914,979</u>	<u>985,915</u>	<u>901,400</u>	<u>984,014</u>
Fund Balance Appropriation	0	0	0	0	0
TOTAL RESOURCES	<u>930,038</u>	<u>914,979</u>	<u>985,915</u>	<u>901,400</u>	<u>984,014</u>

REVENUE ANALYSIS DETAIL					
Interest-Savings Account	15	0	0	15	0
Interest-Other	261	191	141	280	190
Liquid Fuels Tax Receipts	929,762	914,788	985,774	901,105	983,824
TOTAL REVENUE	<u>930,038</u>	<u>914,979</u>	<u>985,915</u>	<u>901,400</u>	<u>984,014</u>
Fund Balance Appropriation	0	0	0	0	0
TOTAL RESOURCES	<u>930,038</u>	<u>914,979</u>	<u>985,915</u>	<u>901,400</u>	<u>984,014</u>

EXPENDITURE ANALYSIS SUMMARY					
Personnel	0	0	0	0	41,640
Services	1,052,084	719,907	612,425	695,500	395,500
Supplies	116,475	120,872	190,870	190,900	488,514
Other	0	0	15,000	15,000	58,360
TOTAL EXPENDITURES	<u>1,168,560</u>	<u>840,779</u>	<u>818,295</u>	<u>901,400</u>	<u>984,014</u>

# STATE LIQUID FUELS TAX FUND

## EXPENDITURE ANALYSIS DETAIL 2015 APPROVED BUDGET

Special Revenue Fund

2020 State Liquid Fuels Tax

Allocation Plan

Position Control

	2014 Adjusted	2015 Approved	JOB CLASSIFICATION	2014 Adjusted	2015 Approved	2014 Adjusted	2015 Approved
PERSONNEL							
Salaries-Mgmt	0	38,681	Street Maintenance	0	1	0	38,681
Fringe Benefits	0	2,959	Worker I				
TOTAL	0	41,640	Total Management	0	1	0	38,681
SERVICES			FICA			0	2,959
Communications	0	0	Total Fringe Benefits			0	2,959
Professional Services	0	0	TOTAL	0	1	0	41,640
Utilities	635,500	335,500					
Insurance	0	0					
Rentals	0	0					
Maintenance & Repairs	60,000	60,000					
Contracted Services	0	0					
TOTAL	695,500	395,500					
SUPPLIES							
Supplies	190,900	488,514					
Minor Capital Equipment	0	0					
TOTAL	190,900	488,514					
OTHER	15,000	58,360					
TOTAL APPROPRIATION	901,400	984,014					

## 2015 Approved Budget

Revenue Line Item

### BUDGET UNIT: 20062000 STATE LIQUID FUELS TAX FUND

Account	2012 Actual	2013 Actual	2014 Actual YTD (11/17)	2014 Adjusted Budget	2015 Approved Budget
350000 SAVINGS ACCT INTEREST	\$15.29	\$0.00	\$0.00	\$15.00	\$0.00
352000 INT ON INVSTMTS/GRANT	\$260.63	\$190.86	\$140.76	\$280.00	\$190.00
<b>350100 INTEREST INCOME</b>	<b>\$275.92</b>	<b>\$190.86</b>	<b>\$140.76</b>	<b>\$295.00</b>	<b>\$190.00</b>
396000 GRANT PROCEEDS	\$929,761.85	\$914,787.95	\$985,773.94	\$901,105.00	\$983,824.00
<b>390100 INTERGOVERNMENTAL</b>	<b>\$929,761.85</b>	<b>\$914,787.95</b>	<b>\$985,773.94</b>	<b>\$901,105.00</b>	<b>\$983,824.00</b>
399099 ESTIMATED CASH CARRYOVER	\$0.00	\$0.00	\$0.00	\$0.00	\$0.00
<b>399100 EST CASH CARRYOVER</b>	<b>\$0.00</b>	<b>\$0.00</b>	<b>\$0.00</b>	<b>\$0.00</b>	<b>\$0.00</b>
<b>20062000 STATE LIQUID FUELS TAX FUND</b>	<b>\$930,037.77</b>	<b>\$914,978.81</b>	<b>\$985,914.70</b>	<b>\$901,400.00</b>	<b>\$984,014.00</b>



## 2015 Approved Budget

### Expenditure Line Item

#### BUDGET UNIT: 20062020 STATE LIQUID FUELS TAX FUND

Account	2012 Actual	2013 Actual	2014 Actual YTD (11/17)	2014 Adjusted Budget	2015 Approved Budget
414000 SALARIES & WAGES	\$0.00	\$0.00	\$0.00	\$0.00	\$38,680.46
<b>414100 SALARIES/WAGES</b>	<b>\$0.00</b>	<b>\$0.00</b>	<b>\$0.00</b>	<b>\$0.00</b>	<b>\$38,680.46</b>
419001 SOCIAL SECURITY	\$0.00	\$0.00	\$0.00	\$0.00	\$2,959.06
<b>419100 FRINGE BENEFITS</b>	<b>\$0.00</b>	<b>\$0.00</b>	<b>\$0.00</b>	<b>\$0.00</b>	<b>\$2,959.06</b>
<b>419995 PERSONNEL</b>	<b>\$0.00</b>	<b>\$0.00</b>	<b>\$0.00</b>	<b>\$0.00</b>	<b>\$41,639.52</b>
422060 POWER-STREET LIGHTS	\$949,062.41	\$606,565.22	\$502,492.48	\$585,500.00	\$285,500.00
422070 POWER-TRAFFIC LIGHTS	\$58,021.87	\$53,341.41	\$49,932.48	\$50,000.00	\$50,000.00
<b>422100 UTILITIES &amp; SRVC</b>	<b>\$1,007,084.28</b>	<b>\$659,906.63</b>	<b>\$552,424.96</b>	<b>\$635,500.00</b>	<b>\$335,500.00</b>
423002 STOP/LOSS PREMIUM	\$0.00	\$0.00	\$0.00	\$0.00	\$0.00
423021 GEN LIAB DEDUCT	\$0.00	\$0.00	\$0.00	\$0.00	\$0.00
<b>423100 INSURANCE</b>	<b>\$0.00</b>	<b>\$0.00</b>	<b>\$0.00</b>	<b>\$0.00</b>	<b>\$0.00</b>
425010 VEHICULAR EQUIPMENT	\$45,000.00	\$60,000.00	\$60,000.00	\$60,000.00	\$60,000.00
425099 OTHER CONT MAINT	\$0.00	\$0.00	\$0.00	\$0.00	\$0.00
<b>425100 MAINT &amp; REPAIRS</b>	<b>\$45,000.00</b>	<b>\$60,000.00</b>	<b>\$60,000.00</b>	<b>\$60,000.00</b>	<b>\$60,000.00</b>
429009 ADMIN/TRUSTEE FEE	\$0.00	\$0.00	\$0.00	\$0.00	\$0.00
<b>429100 CONTRACTED SRVC</b>	<b>\$0.00</b>	<b>\$0.00</b>	<b>\$0.00</b>	<b>\$0.00</b>	<b>\$0.00</b>
<b>429995 SERVICES</b>	<b>\$1,052,084.28</b>	<b>\$719,906.63</b>	<b>\$612,424.96</b>	<b>\$695,500.00</b>	<b>\$395,500.00</b>
430030 SNOW CONTROL	\$46,922.87	\$30,852.55	\$99,470.57	\$99,500.00	\$99,500.00
430031 ASPHALT	\$0.00	\$0.00	\$0.00	\$0.00	\$155,000.00
430032 CONCRETE	\$0.00	\$0.00	\$0.00	\$0.00	\$40,000.00
430033 STREET SIGN	\$770.25	\$1,035.00	\$3,400.00	\$3,400.00	\$23,400.00
430034 TRAFFIC CONTROL	\$0.00	\$1,800.00	\$0.00	\$0.00	\$82,614.00
430038 SEWER GRATES/MANHOLE CVR	\$1,782.67	\$2,184.70	\$3,104.63	\$3,105.00	\$3,105.00
430050 MOTOR FUELS/LUBRICANTS	\$38,000.00	\$50,000.00	\$49,895.00	\$49,895.00	\$49,895.00
430051 TIRES & BATTERIES	\$7,999.68	\$10,000.00	\$10,000.00	\$10,000.00	\$10,000.00
430052 VEHICLE PARTS & SUPPLIES	\$21,000.00	\$25,000.00	\$25,000.00	\$25,000.00	\$25,000.00
430099 MISC SUPPLIES AND EXP	\$0.00	\$0.00	\$0.00	\$0.00	\$0.00
<b>430100 SUPPLIES &amp; EXP</b>	<b>\$116,475.47</b>	<b>\$120,872.25</b>	<b>\$190,870.20</b>	<b>\$190,900.00</b>	<b>\$488,514.00</b>
<b>439995 SUPPLIES</b>	<b>\$116,475.47</b>	<b>\$120,872.25</b>	<b>\$190,870.20</b>	<b>\$190,900.00</b>	<b>\$488,514.00</b>
458030 STREETLIGHTS	\$0.00	\$0.00	\$0.00	\$0.00	\$0.00
458060 STREETS AND ROADS	\$0.00	\$0.00	\$15,000.00	\$15,000.00	\$0.00
453099 EQUIPMENT-OTHER	\$0.00	\$0.00	\$0.00	\$0.00	\$58,360.48
<b>450100 CAPITAL OUTLAY</b>	<b>\$0.00</b>	<b>\$0.00</b>	<b>\$15,000.00</b>	<b>\$15,000.00</b>	<b>\$58,360.48</b>
481007 DEBT SERVICE FUND TRANS	\$0.00	\$0.00	\$0.00	\$0.00	\$0.00
<b>480100 NON-EXP ITEMS</b>	<b>\$0.00</b>	<b>\$0.00</b>	<b>\$0.00</b>	<b>\$0.00</b>	<b>\$0.00</b>
<b>499995 OTHER</b>	<b>\$0.00</b>	<b>\$0.00</b>	<b>\$15,000.00</b>	<b>\$15,000.00</b>	<b>\$58,360.48</b>
<b>20062020 STATE LIQUID FUELS TAX</b>	<b>\$1,168,559.75</b>	<b>\$840,778.88</b>	<b>\$818,295.16</b>	<b>\$901,400.00</b>	<b>\$984,014.00</b>

## HOST MUNICIPALITY FEES FUND

The Host Municipality Fees Fund is funded by quarterly amounts of host municipality benefit fees received from The Harrisburg Authority for waste tonnage received and disposed at the Harrisburg Resource Recovery Facility, as mandated by Act 101 - The Municipal Waste Planning, Recycling, and Waste Reduction Act. The Fund will be used to account for this fee revenue with the proceeds being made available as a funding source for critical environmental projects and related administrative costs.

RESOURCE ALLOCATION 2015 APPROVED BUDGET			
RESOURCES		APPROPRIATIONS	
INVESTMENT INCOME	0	PERSONNEL	124,537
ACT 101 HOST MUNICIPALITY FEES	280,000	SERVICES	117,000
FUND BALANCE APPROPRIATION	264,500	SUPPLIES	22,500
		OTHER	280,000
TOTAL RESOURCES	<u>544,500</u>	TOTAL APPROPRIATION	<u>544,037</u>

HOST MUNICIPALITY FEES FUND  
2015 APPROVED BUDGET

Account Name	2012 Actual	2013 Actual	2014 Actual YTD (11/17)	2014 Adjusted Budget	2015 Approved Budget
REVENUE ANALYSIS SUMMARY					
Investment Income	0	0	0	0	0
Act 101 Host Municipality Fees	0	0	278,993	200,000	280,000
TOTAL REVENUE	<u>0</u>	<u>0</u>	<u>278,993</u>	<u>200,000</u>	<u>280,000</u>
Fund Balance Appropriation	0	0	0	222,572	264,500
TOTAL RESOURCES	<u>0</u>	<u>0</u>	<u>278,993</u>	<u>422,572</u>	<u>544,500</u>

REVENUE ANALYSIS DETAIL					
Interest-Savings Account	0	0	0	0	0
Interest-Other	0	0	0	0	0
Act 101 Host Municipality Fees	0	0	278,993	200,000	280,000
TOTAL REVENUE	<u>0</u>	<u>0</u>	<u>278,993</u>	<u>200,000</u>	<u>280,000</u>
Fund Balance Appropriation	0	0	0	222,572	264,500
TOTAL RESOURCES	<u>0</u>	<u>0</u>	<u>278,993</u>	<u>422,572</u>	<u>544,500</u>

EXPENDITURE ANALYSIS SUMMARY					
Personnel	0	0	17,429	76,094	124,537
Services	0	0	166,000	223,000	117,000
Supplies	0	0	0	0	22,500
Other	0	0	35,000	122,500	280,000
TOTAL EXPENDITURES	<u>0</u>	<u>0</u>	<u>218,429</u>	<u>421,594</u>	<u>544,037</u>

# HOST MUNICIPALITY FEES FUND

## EXPENDITURE ANALYSIS DETAIL 2015 APPROVED BUDGET

Special Revenue Fund

2110 Host Municipality Fees

Allocation Plan

Position Control

	2014 Adjusted	2015 Approved	JOB CLASSIFICATION	2014 Adjusted	2015 Approved	2014 Adjusted	2015 Approved
PERSONNEL							
Salaries-Mgmt	70,687	115,687	Director of Planning	0.35	0.35	24,240	24,240
Fringe Benefits	5,407	8,850	Solid Waste & Recycling Manager	1	1	46,447	46,447
			Arborist	1	1	46,447	46,447
TOTAL	76,094	124,537	Proration (Part-time)			(46,447)	(1,447)
SERVICES			Total Management	2.35	2.35	70,687	115,687
Communications	0	10,000					
Professional Services	191,000	25,000	FICA			5,407	8,850
Utilities	0	0					
Insurance	0	0	Total Fringe Benefits			5,407	8,850
Rentals	0	0					
Maintenance & Repairs	32,000	32,000	TOTAL	2.35	2.35	76,094	124,537
Contracted Services	0	50,000					
TOTAL	223,000	117,000					
SUPPLIES							
Supplies	0	22,500					
Minor Capital Equipment	0	0					
TOTAL	0	22,500					
OTHER	122,500	280,000					
TOTAL APPROPRIATION	421,594	544,037					

## **2015 Approved Budget**

Revenue Line Item

### **BUDGET UNIT: 21212100 HOST MUNICIPALITY FEES FUND**

Account	2012 Actual	2013 Actual	2014 Actual YTD (11/17)	2014 Adjusted Budget	2015 Approved Budget
390121 ACT101 HOST MUNICIPAL FEE	\$0.00	\$0.00	\$278,993.22	\$422,572.00	\$280,000.00
399099 ESTIMATED CASH CARRYOVER	\$0.00	\$0.00	\$0.00	\$0.00	\$264,500.00
<b>21212100 HOST FEES FUND</b>	<b>\$0.00</b>	<b>\$0.00</b>	<b>\$278,993.22</b>	<b>\$422,572.00</b>	<b>\$544,500.00</b>

**HOST MUNICIPALITY FEES FUND**

HOST MUNICIPALITY FEES FUND - 2110

<u>EMPLOYEE</u>	<u>POSITION</u>	<u>ANNIV. / D.O.B.</u>	<u>2014 END OF YR SALARY</u>	<u>2015 GRADE/STEP INCREASE</u>	<u>2015 ANNUAL INCREASE</u>	<u>2015 LONG.</u>	<u>2015 SALARY</u>	<u>2015 LUMP SUM</u>	<u>FICA</u>	<u>FRINGE BENEFITS</u>	<u>TOTAL</u>
	DIRECTOR OF PLANNING (35%)	12	24,240.00	0.00	0.00	0.00	24,240.00	0.00	1,854.36	0.00	26,094.36
	SOLID WASTE & RECYCLING MANA	10	45,000.00	0.00	0.00	0.00	45,000.00	0.00	3,442.50	0.00	48,442.50
	ARBORIST	1	46,446.82	0.00	0.00	0.00	46,446.82	0.00	3,553.18		50,000.00
2.35	MANAGEMENT TOTALS		115,686.82	0.00	0.00	0.00	115,686.82	0.00	8,850.04	0.00	124,536.86
2.35	TOTAL		115,686.82	0.00	0.00	0.00	115,686.82	0.00	8,850.04	0.00	124,536.86
<b>TOTAL SALARIES, LUMP SUM, OVERTIME, FICA AND FRINGE BENEFITS</b>											
							<b>115,686.82</b>	<b>0.00</b>	<b>8,850.04</b>	<b>0.00</b>	<b>124,536.86</b>

## 2015 Approved Budget

### Expenditure Line Item

#### BUDGET UNIT: 21212110 HOST MUNICIPALITY FEES FUND

Account	2012 Actual	2013 Actual	2014 Actual YTD (11/17)	2014 Adjusted Budget	2015 Approved Budget
414000 SALARIES & WAGES	\$0.00	\$0.00	\$16,190.88	\$70,687.00	\$115,686.82
<b>414100 SALARIES/WAGES</b>	<b>\$0.00</b>	<b>\$0.00</b>	<b>\$16,190.88</b>	<b>\$70,687.00</b>	<b>\$115,686.82</b>
419001 SOCIAL SECURITY	\$0.00	\$0.00	\$1,238.57	\$5,406.80	\$8,850.04
<b>419100 FRINGE BENEFITS</b>	<b>\$0.00</b>	<b>\$0.00</b>	<b>\$1,238.57</b>	<b>\$5,406.80</b>	<b>\$8,850.04</b>
<b>419995 PERSONNEL</b>	<b>\$0.00</b>	<b>\$0.00</b>	<b>\$17,429.45</b>	<b>\$76,093.80</b>	<b>\$124,536.86</b>
420010 ADVERTISING	\$0.00	\$0.00	\$0.00	\$0.00	\$7,000.00
420020 PRINTING	\$0.00	\$0.00	\$0.00	\$0.00	\$3,000.00
<b>420100 COMMUNICATIONS</b>	<b>\$0.00</b>	<b>\$0.00</b>	<b>\$0.00</b>	<b>\$0.00</b>	<b>\$10,000.00</b>
421030 CONSULTING	\$0.00	\$0.00	\$166,000.00	\$191,000.00	\$25,000.00
<b>421100 PROFESSIONAL SRVC</b>	<b>\$0.00</b>	<b>\$0.00</b>	<b>\$166,000.00</b>	<b>\$191,000.00</b>	<b>\$25,000.00</b>
425010 VEHICULAR EQUIPMENT	\$0.00	\$0.00	\$0.00	\$32,000.00	\$32,000.00
<b>425100 MAINT &amp; REPAIRS</b>	<b>\$0.00</b>	<b>\$0.00</b>	<b>\$0.00</b>	<b>\$32,000.00</b>	<b>\$32,000.00</b>
429090 MISC CONTRACTED SRVCS	\$0.00	\$0.00	\$0.00	\$0.00	\$50,000.00
<b>429100 CONTRACTED SRVC</b>	<b>\$0.00</b>	<b>\$0.00</b>	<b>\$0.00</b>	<b>\$0.00</b>	<b>\$50,000.00</b>
<b>429995 SERVICES</b>	<b>\$0.00</b>	<b>\$0.00</b>	<b>\$166,000.00</b>	<b>\$223,000.00</b>	<b>\$117,000.00</b>
430040 BOTANICAL	\$0.00	\$0.00	\$0.00	\$0.00	\$22,500.00
<b>430100 SUPPLIES &amp; EXP</b>	<b>\$0.00</b>	<b>\$0.00</b>	<b>\$0.00</b>	<b>\$0.00</b>	<b>\$22,500.00</b>
<b>439995 SUPPLIES</b>	<b>\$0.00</b>	<b>\$0.00</b>	<b>\$0.00</b>	<b>\$0.00</b>	<b>\$22,500.00</b>
452090 BLD & STRUCT-OTHER	\$0.00	\$0.00	\$0.00	\$55,000.00	\$55,000.00
<b>452100 BUILDINGS &amp; STRUCT</b>	<b>\$0.00</b>	<b>\$0.00</b>	<b>\$0.00</b>	<b>\$55,000.00</b>	<b>\$55,000.00</b>
453030 MOTOR EQUIPMENT	\$0.00	\$0.00	\$0.00	\$0.00	\$50,000.00
<b>450100 CAPITAL OUTLAY</b>	<b>\$0.00</b>	<b>\$0.00</b>	<b>\$0.00</b>	<b>\$0.00</b>	<b>\$50,000.00</b>
462000 GRANTS TO LOCAL UNITS	\$0.00	\$0.00	\$35,000.00	\$35,000.00	\$95,000.00
463000 MATCHING SHARE GRANTS	\$0.00	\$0.00	\$0.00	\$10,000.00	\$10,000.00
<b>460100 SUBSIDIES &amp; GRANTS</b>	<b>\$0.00</b>	<b>\$0.00</b>	<b>\$35,000.00</b>	<b>\$45,000.00</b>	<b>\$105,000.00</b>
480001 COMMUNITY CLEANUP REIMB	\$0.00	\$0.00	\$0.00	\$0.00	\$70,000.00
481001 GENERAL FUND TRANSFERS	\$0.00	\$0.00	\$0.00	\$22,500.00	\$0.00
<b>480100 NON-EXP ITEMS</b>	<b>\$0.00</b>	<b>\$0.00</b>	<b>\$0.00</b>	<b>\$22,500.00</b>	<b>\$70,000.00</b>
<b>499995 OTHER</b>	<b>\$0.00</b>	<b>\$0.00</b>	<b>\$35,000.00</b>	<b>\$122,500.00</b>	<b>\$280,000.00</b>
<b>21212110 HOST FEES FUND</b>	<b>\$0.00</b>	<b>\$0.00</b>	<b>\$218,429.45</b>	<b>\$421,593.80</b>	<b>\$544,036.86</b>

DEBT SERVICE FUND  
RESOURCE ALLOCATION  
2015 APPROVED BUDGET

RESOURCES		APPROPRIATIONS	
INVESTMENT INCOME	0	DEBT SERVICE	8,773,968
RENTAL INCOME-COMMERCE PARK	475,738	OTHER	94,000
PROCEEDS FROM SALE/ LEASE OF ASSETS	0		
CITY GUARANTEE FEES	0		
TRANSFERS	8,273,230		
FUND BALANCE APPROPRIATION	119,000		
TOTAL RESOURCES	<u>8,867,968</u>	TOTAL APPROPRIATION	<u>8,867,968</u>



DEBT SERVICE FUND  
2015 APPROVED BUDGET

	2012 Actual	2013 Actual	2014 Actual YTD (11/17)	2014 Adjusted Budget	2015 Approved Budget
REVENUE ANALYSIS DETAIL					
Special Parking Fees-City Island	34,491	14,469	42,857	27,229	31,000
Interest on Savings Account	21	6	1	0	0
Interest on Other Investments	0	0	0	0	0
Park Permit - Commerce Bank Park	437,464	437,540	445,848	445,848	444,738
Gain on Sale of Investments	0	0	0	0	0
Gain on Sale/Lease of Assets	0	2,416,333	190,886	94,600	0
Miscellaneous	0	162,586	0	0	0
City Guarantee Fees	0	0	0	0	0
Transfers-General Fund	2,046,240	6,616	8,779,391	8,831,177	8,273,230
Transfers-Capital Projects Fund	0	0	0	0	0
Transfers-State Liquid Fuels Tax Fund	0	0	0	0	0
Transfers-Sanitation Fund	0	0	0	0	0
<b>TOTAL REVENUE</b>	<b>2,518,216</b>	<b>3,037,550</b>	<b>9,458,984</b>	<b>9,398,854</b>	<b>8,748,968</b>
Fund Balance Appropriation	0	0	0	0	119,000
<b>TOTAL RESOURCES</b>	<b>2,518,216</b>	<b>3,037,550</b>	<b>9,458,984</b>	<b>9,398,854</b>	<b>8,867,968</b>

EXPENDITURE ANALYSIS DETAIL					
PA INFRA BANK NOTES	297,742	437,741	297,742	297,742	297,743
CAPITAL LEASE	1,421,210	0	609,511	652,105	131,357
2006 COMMERCE BANK NOTE	849,450	2,390,199	94,087	94,600	0
REV BONDS SER A-2 OF 2005	656,805	654,452	468,532	651,032	652,730
THA/RRF GUARANTEED DEBT	0	0	0	0	0
DCED ALT LOAN	0	0	0	0	0
GO BONDS SER A-B OF 95	0	0	0	0	0
GO BONDS SER A1 OF 97	0	0	0	0	0
GO SER D-F OF 97	0	0	7,692,138	7,692,138	7,692,138
USE OF RESIDUAL ARTI PROCEEDS	0	0	0	0	94,000
<b>TOTAL EXPENDITURES</b>	<b>3,225,207</b>	<b>3,482,392</b>	<b>9,162,010</b>	<b>9,387,617</b>	<b>8,867,968</b>

## 2015 Approved Budget

### Revenue Line Item

#### BUDGET UNIT: 07700700 DEBT SERVICE FUND

Account	2012 Actual	2013 Actual	2014 Actual YTD (11/17)	2014 Adjusted Budget	2015 Approved Budget
345081 SPEC PARK FEES-CITY ISLAN	\$34,490.99	\$14,468.96	\$42,857.24	\$27,229.00	\$31,000.00
<b>345100 DEPT OF PARKS &amp; REC</b>	<b>\$34,490.99</b>	<b>\$14,468.96</b>	<b>\$42,857.24</b>	<b>\$27,229.00</b>	<b>\$31,000.00</b>
350000 SAVINGS ACCT INTEREST	\$0.48	\$0.00	\$0.00	\$0.00	\$0.00
352000 INT ON INVSTMTS/GRANT	\$20.59	\$5.94	\$1.24	\$0.00	\$0.00
<b>350100 INTEREST INCOME</b>	<b>\$21.07</b>	<b>\$5.94</b>	<b>\$1.24</b>	<b>\$0.00</b>	<b>\$0.00</b>
355002 METRO BANK PARK	\$437,464.00	\$437,539.84	\$445,848.08	\$445,848.08	\$444,738.00
358090 SALE OF ASSETS	\$0.00	\$2,416,332.97	\$190,885.88	\$94,600.00	\$0.00
<b>355100 RENTAL REVENUE</b>	<b>\$437,464.00</b>	<b>\$2,853,872.81</b>	<b>\$636,733.96</b>	<b>\$540,448.08</b>	<b>\$444,738.00</b>
385090 MISCELLANEOUS	\$0.00	\$162,585.70	\$0.00	\$0.00	\$0.00
<b>380100 MISCELLANEOUS</b>	<b>\$0.00</b>	<b>\$162,585.70</b>	<b>\$0.00</b>	<b>\$0.00</b>	<b>\$0.00</b>
389002 CITY GUARANTEE FEES	\$0.00	\$0.00	\$0.00	\$0.00	\$0.00
<b>389000 OTHER FIN SOURCES</b>	<b>\$0.00</b>	<b>\$0.00</b>	<b>\$0.00</b>	<b>\$0.00</b>	<b>\$0.00</b>
398001 GENERAL FUND	\$2,046,239.82	\$6,616.31	\$8,779,391.09	\$8,831,177.24	\$8,273,230.00
398020 STATE LIQ FUELS TAX FUND	\$0.00	\$0.00	\$0.00	\$0.00	\$0.00
<b>398100 INTERFUND TRANSFERS</b>	<b>\$2,046,239.82</b>	<b>\$6,616.31</b>	<b>\$8,779,391.09</b>	<b>\$8,831,177.24</b>	<b>\$8,273,230.00</b>
399099 ESTIMATED CASH CARRYOVER	\$0.00	\$0.00	\$0.00	\$0.00	\$119,000.00
<b>399100 EST CASH CARRYOVER</b>	<b>\$0.00</b>	<b>\$0.00</b>	<b>\$0.00</b>	<b>\$0.00</b>	<b>\$119,000.00</b>
<b>07700700 DEBT SERVICE FUND</b>	<b>\$2,518,215.88</b>	<b>\$3,037,549.72</b>	<b>\$9,458,983.53</b>	<b>\$9,398,854.32</b>	<b>\$8,867,968.00</b>

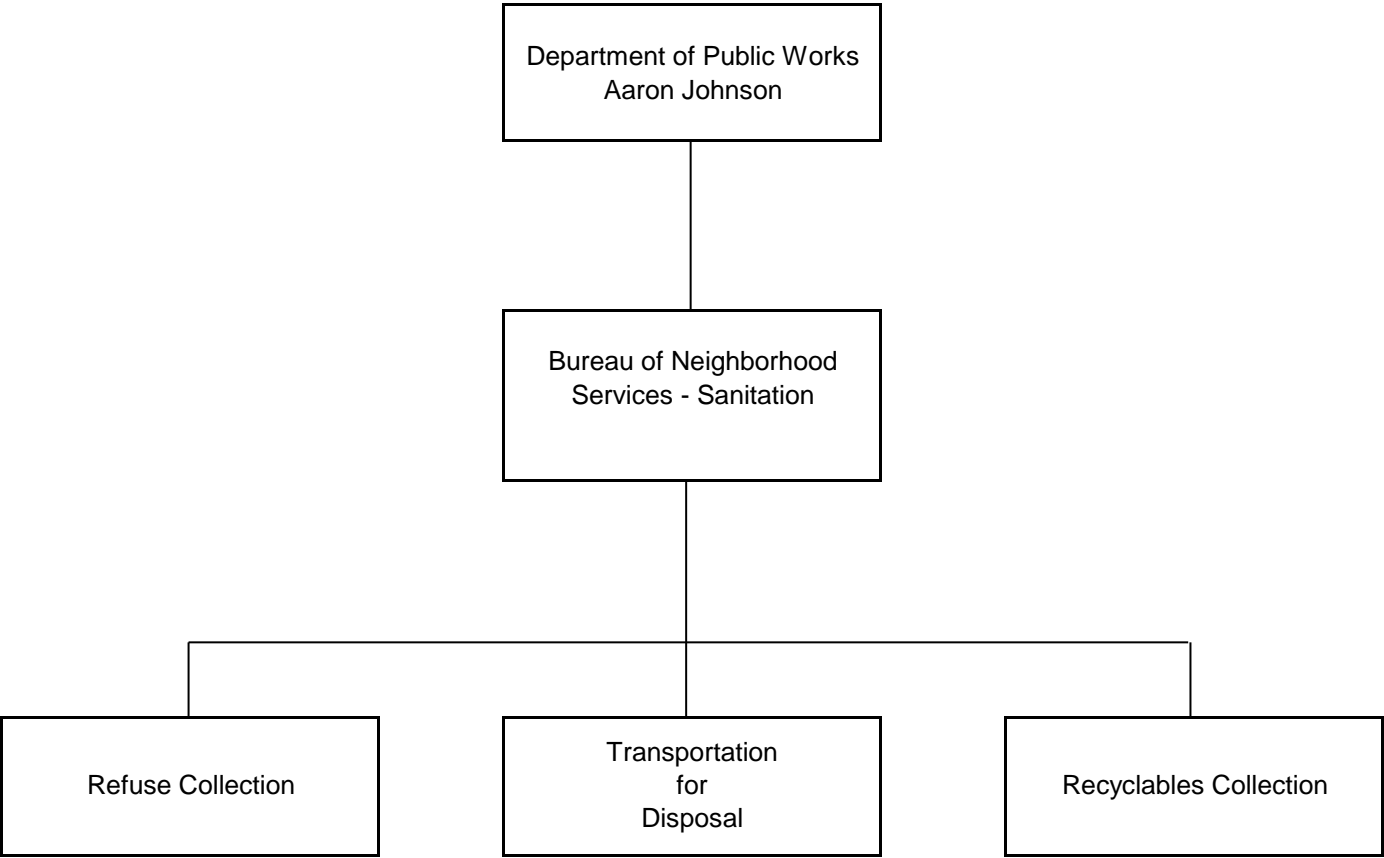
## 2015 Approved Budget

### Expenditure Line Item

#### BUDGET UNIT: 07 DEBT SERVICE FUND

Account	2012 Actual	2013 Actual	2014 Actual YTD (11/17)	2014 Adjusted Budget	2015 Approved Budget
447030 GO INTEREST PMT	\$73,377.16	\$68,238.12	\$54,485.25	\$54,485.25	\$44,450.90
448030 GO PRINCIPAL PMT	\$224,365.25	\$369,502.65	\$243,257.16	\$243,257.16	\$253,291.94
<b>07700703 PA INFRA BANK NOTES</b>	<b>\$297,742.41</b>	<b>\$437,740.77</b>	<b>\$297,742.41</b>	<b>\$297,742.41</b>	<b>\$297,742.84</b>
447030 GO INTEREST PMT	\$98,498.01	\$0.00	\$29,324.08	\$29,709.88	\$13,624.48
448030 GO PRINCIPAL PMT	\$1,322,712.29	\$0.00	\$580,186.60	\$622,395.38	\$117,732.68
<b>07700704 CAPITAL LEASES</b>	<b>\$1,421,210.30</b>	<b>\$0.00</b>	<b>\$609,510.68</b>	<b>\$652,105.26</b>	<b>\$131,357.16</b>
447030 GO INTEREST PMT	\$64,449.60	\$51,502.05	\$1,637.92	\$2,100.00	\$0.00
448030 GO PRINCIPAL PMT	\$785,000.00	\$2,338,696.92	\$92,449.48	\$92,500.00	\$0.00
<b>07700706 2006 COMMERCE BANK NOTE</b>	<b>\$849,449.60</b>	<b>\$2,390,198.97</b>	<b>\$94,087.40</b>	<b>\$94,600.00</b>	<b>\$0.00</b>
447030 GO INTEREST PMT	\$396,804.72	\$384,451.79	\$188,531.57	\$371,031.57	\$357,730.00
448030 GO PRINCIPAL PMT	\$260,000.00	\$270,000.00	\$280,000.00	\$280,000.00	\$295,000.00
481026 SENATORS FUND	\$0.00	\$0.00	\$0.00	\$0.00	\$0.00
<b>07700709 REV BONDS SER A-2 OF 2005</b>	<b>\$656,804.72</b>	<b>\$654,451.79</b>	<b>\$468,531.57</b>	<b>\$651,031.57</b>	<b>\$652,730.00</b>
448030 GO PRINCIPAL PMT	\$0.00	\$0.00	\$7,692,138.00	\$7,692,138.00	\$7,692,138.00
<b>07700797 GO SER D-F OF 97</b>	<b>\$0.00</b>	<b>\$0.00</b>	<b>\$7,692,138.00</b>	<b>\$7,692,138.00</b>	<b>\$7,692,138.00</b>
430034 TRAFFIC CONTROL	\$0.00	\$0.00	\$0.00	\$0.00	\$94,000.00
<b>07060162 USE OF RESID ARTI</b>	<b>\$0.00</b>	<b>\$0.00</b>	<b>\$0.00</b>	<b>\$0.00</b>	<b>\$94,000.00</b>
<b>07 DEBT SERVICE FUND</b>	<b>\$3,225,207.03</b>	<b>\$3,482,391.53</b>	<b>\$9,162,010.06</b>	<b>\$9,387,617.24</b>	<b>\$8,867,968.00</b>

**BUREAU OF NEIGHBORHOOD SERVICES - SANITATION**



SANITATION UTILITY FUND

2015 APPROVED BUDGET

RESOURCES		APPROPRIATIONS	
INVESTMENT INCOME	321	PERSONNEL	1,555,801
GARBAGE/REFUSE COLLECTION	3,952,440	SERVICES	828,985
STATE GRANTS	53,000	SUPPLIES	196,800
OTHER REVENUE	300,000	OTHER	1,824,175
FUND BALANCE APPROPRIATION	100,000		
TOTAL RESOURCES	<u>4,405,761</u>	TOTAL APPROPRIATION	<u>4,405,761</u>

SANITATION UTILITY FUND  
2015 APPROVED BUDGET

Account Name	2012 Actual	2012 Actual	2014 Actual YTD (11/17)	2014 Adjusted Budget	2015 Approved Budget
REVENUE ANALYSIS SUMMARY					
Investment Income	608	338	270	363	321
Garbage/Refuse Collection	4,556,642	4,051,690	3,550,685	4,273,028	3,952,440
State Grants	51,853	0	106,051	51,853	53,000
Other Revenue	724,271	3,883	1,449	6,000	300,000
TOTAL REVENUE	<u>5,333,374</u>	<u>4,055,911</u>	<u>3,658,455</u>	<u>4,331,244</u>	<u>4,305,761</u>
Fund Balance Appropriation	0	0	0	0	100,000
TOTAL RESOURCES	<u>5,333,374</u>	<u>4,055,911</u>	<u>3,658,455</u>	<u>4,331,244</u>	<u>4,405,761</u>

REVENUE ANALYSIS DETAIL					
Interest-Savings Account	32	9	1	14	1
Interest-Other	575	329	269	349	320
Gain on Sale of Assets	0	0	0	0	0
Garbage/Refuse Collection	4,500,142	4,041,131	3,538,687	4,262,000	3,939,940
Other Operational Revenue	13,775	3,016	597	6,000	300,000
Sanitation Liens-Principal	53,427	9,040	9,657	8,700	10,000
Sanitation Liens-Interest	3,073	1,519	2,341	2,328	2,500
Refund of Expenditures	710,496	867	852	0	0
State Grants	51,853	0	106,051	51,853	53,000
TOTAL REVENUE	<u>5,333,374</u>	<u>4,055,911</u>	<u>3,658,455</u>	<u>4,331,244</u>	<u>4,305,761</u>
Fund Balance Appropriation	0	0	0	0	0
TOTAL RESOURCES	<u>5,333,374</u>	<u>4,055,911</u>	<u>3,658,455</u>	<u>4,331,244</u>	<u>4,305,761</u>

EXPENDITURE ANALYSIS SUMMARY					
Personnel	1,287,954	1,338,194	1,137,477	1,432,183	1,555,801
Services	1,149,188	775,959	703,391	775,228	828,985
Supplies	172,568	182,333	172,073	212,300	196,800
Other	1,808,484	733,887	37,150	1,911,533	1,824,175
TOTAL EXPENDITURES	<u>4,418,194</u>	<u>3,030,372</u>	<u>2,050,090</u>	<u>4,331,244</u>	<u>4,405,761</u>

POSITION ANALYSIS SUMMARY  
2015 APPROVED BUDGET

	2012 Actual	2013 Actual	2014 Actual YTD (11/17)	2014 Adjusted Budget	2015 Approved Budget
SANITATION UTILITY FUND					
Neighborhood Services - Sanitation	20.00	22.50	22.50	22.50	23.50
TOTAL POSITIONS	<u>20.00</u>	<u>22.50</u>	<u>22.50</u>	<u>22.50</u>	<u>23.50</u>

**BUREAU OF NEIGHBORHOOD SERVICES - SANITATION**

The Bureau of Neighborhood Services - Sanitation is responsible for weekly refuse collection, recyclables collection, and transportation of both to the Harrisburg Resource Recovery Facility. Residential customers are provided weekly service while commercial accounts are collected up to seven times weekly. In addition, the Bureau empties 250 sidewalk receptacles weekly. Special collections and neighborhood non-bulk collections are provided on a call-in basis in addition to regular weekly services.

**EXPENDITURE ANALYSIS DETAIL  
2015 APPROVED BUDGET**

Utility Fund

2710 Neighborhood Services - Sanitation

Allocation Plan			Position Control					
PERSONNEL	2014 Adjusted	2015 Approved	JOB CLASSIFICATION	2014 Adjusted	2015 Approved	2014 Adjusted	2015 Approved	
Salaries-Mgmt	30,000	70,000	Deputy Director 50	0.50	0.50	30,000	30,000	
Salaries-BU	766,697	807,457	Sanitation Billing & Enforcement Coordinator	0.00	1.00	0	40,000	
Overtime	99,399	95,844	Total Management	0.50	1.50	30,000	70,000	
Fringe Benefits	495,523	502,800						
Miscellaneous	40,564	79,700						
TOTAL	1,432,183	1,555,801	Motor Equipment Operator	11	11	407,988	410,316	
SERVICES			Laborer III	10	10	355,009	355,951	
			Solid Waste Education & Enforcement Technician	1	1	40,700	41,190	
	Communications	4,830	20,300	Reallocation		(37,000)	0	
	Professional Services	7,425	19,250	Total Bargaining Unit	22	22	766,697	807,457
	Utilities	1,700	0					
	Insurance	61,891	65,502					
	Rentals	8,100	9,000	Overtime			99,399	95,844
	Maintenance & Repairs	163,079	187,200	FICA			68,613	75,890
	Contracted Services	528,203	527,733	Healthcare Benefits - Active			426,910	426,910
	TOTAL	775,228	828,985	Total Fringe Benefits			495,523	502,800
SUPPLIES			Sick Leave Buy-Back			5,178	4,600	
	Supplies	211,300	195,800	Severance Pay		14,100	14,100	
	Minor Capital Equipment	1,000	1,000	Unemployment Compensation		15,000	11,000	
			Workers' Compensation		5,000	5,000		
	TOTAL	212,300	196,800	Loss/Time Medical		46,500	45,000	
OTHER			State Fees		0	0		
	1,911,533	1,824,175	Excess Policy & Bond		0	0		
			Concessions & Vacancies		(45,215)	0		
	TOTAL APPROPRIATION	4,331,244	4,405,761	Total Miscellaneous		40,564	79,700	
			TOTAL	22.50	23.50	1,432,183	1,555,801	



## 2015 Approved Budget

### Revenue Line Item

#### BUDGET UNIT: 27272700 SANITATION FUND

Account	2012 Actual	2013 Actual	2014 Actual YTD (11/17)	2014 Adjusted Budget	2015 Approved Budget
350000 SAVINGS ACCT INTEREST	\$32.35	\$9.43	\$0.88	\$14.00	\$1.00
352000 INT ON INVSTMTS/GRANT	\$575.24	\$328.55	\$269.10	\$348.85	\$320.00
<b>350100 INTEREST INCOME</b>	<b>\$607.59</b>	<b>\$337.98</b>	<b>\$269.98</b>	<b>\$362.85</b>	<b>\$321.00</b>
358090 SALE OF ASSETS	\$0.00	\$0.00	\$0.00	\$0.00	\$0.00
<b>355100 RENTAL REVENUE</b>	<b>\$0.00</b>	<b>\$0.00</b>	<b>\$0.00</b>	<b>\$0.00</b>	<b>\$0.00</b>
367007 GARBAGE AND REFUSE COLL	\$4,500,142.32	\$4,041,131.05	\$3,538,687.29	\$4,262,000.00	\$3,939,940.00
367009 OTHER SANITATION FUND REV	\$13,775.49	\$3,016.10	\$597.20	\$6,000.00	\$300,000.00
367051 SANITATION LIENS PRINC	\$53,426.63	\$9,039.57	\$9,656.81	\$8,700.00	\$10,000.00
367052 SANITATION LIENS INT	\$3,073.29	\$1,519.27	\$2,340.89	\$2,328.00	\$2,500.00
<b>367100 SANITATION UTILITY FUND</b>	<b>\$4,570,417.73</b>	<b>\$4,054,705.99</b>	<b>\$3,551,282.19</b>	<b>\$4,279,028.00</b>	<b>\$4,252,440.00</b>
380010 RECEIPT OF PRIOR YEAR REV	\$710,496.00	\$0.00	\$0.00	\$0.00	\$0.00
380033 INSURANCE REIMB FOR LOSS	\$0.00	\$0.00	\$0.00	\$0.00	\$0.00
385000 REFUNDS OF EXPENDITURES	\$0.00	\$866.84	\$852.00	\$0.00	\$0.00
<b>380100 MISCELLANEOUS</b>	<b>\$710,496.00</b>	<b>\$866.84</b>	<b>\$852.00</b>	<b>\$0.00</b>	<b>\$0.00</b>
396000 GRANT PROCEEDS	\$51,853.00	\$0.00	\$106,051.00	\$51,853.00	\$53,000.00
<b>390100 INTERGOVERNMENTAL</b>	<b>\$51,853.00</b>	<b>\$0.00</b>	<b>\$106,051.00</b>	<b>\$51,853.00</b>	<b>\$53,000.00</b>
399099 ESTIMATED CASH CARRYOVER	\$0.00	\$0.00	\$0.00	\$0.00	\$100,000.00
<b>399100 EST CASH CARRYOVER</b>	<b>\$0.00</b>	<b>\$0.00</b>	<b>\$0.00</b>	<b>\$0.00</b>	<b>\$100,000.00</b>
<b>27272700 SANITATION FUND</b>	<b>\$5,333,374.32</b>	<b>\$4,055,910.81</b>	<b>\$3,658,455.17</b>	<b>\$4,331,243.85</b>	<b>\$4,405,761.00</b>

## SANITATION UTILITY FUND

EMPLOYEE	POSITION	D.O.B.	SALARY	INCREASE	INCREASE	LONG.	SALARY	LUMP SUM	FICA	BENEFITS	TOTAL
	DEPUTY DIRECTOR FOR PUBLIC WORKS 50%	9	1996 \$ 30,000.00	0.00	0.00	0.00	30,000.00	0.00	2,295.00		32,295.00
Add	Position		2015 \$ 40,000.00		0.00	0.00	40,000.00	0.00	3,060.00		43,060.00
1.50	MANAGEMENT TOTALS		70,000.00	0.00	0.00	0.00	70,000.00	0.00	5,355.00	0.00	75,355.00
	LABORER III	8	1995 \$ 35,045.29	0.00	350.45	525.68	35,921.00	0.00	2,748.00		38,669.00
	LABORER III	11	1989 \$ 35,045.29	0.00	350.45	700.91	36,097.00	0.00	2,761.00		38,858.00
	LABORER III	9	1992 \$ 35,045.29	0.00	350.45	700.91	36,097.00	0.00	2,761.00		38,858.00
	LABORER III	6	1999 \$ 35,045.29	0.00	350.45	350.45	35,746.00	0.00	2,735.00		38,481.00
	LABORER III	7	2001 \$ 35,045.29	0.00	350.45	350.45	35,746.00	0.00	2,735.00		38,481.00
	LABORER III	3	2002 \$ 35,045.29	0.00	350.45	350.45	35,746.00	0.00	2,735.00		38,481.00
	LABORER III	11	2008 \$ 35,045.29	0.00	350.45	0.00	35,396.00	0.00	2,708.00		38,104.00
	LABORER III	10	2014 \$ 35,045.29	0.00	350.45	0.00	35,396.00	0.00	2,708.00		38,104.00
	LABORER III	8	1 2011 \$ 35,045.29	0.00	350.45	0.00	35,396.00	0.00	2,708.00		38,104.00
	LABORER III	6	30 2014 \$ 28,163.09	5,906.58	340.70	0.00	34,410.00	0.00	2,632.00		37,042.00
	MOTOR EQUIPMENT OPERATOR	5	9 1995 \$ 37,191.73	0.00	371.92	557.88	38,122.00	0.00	2,916.00		41,038.00
	MOTOR EQUIPMENT OPERATOR	9	13 1999 \$ 37,191.73	0.00	371.92	371.92	37,936.00	0.00	2,902.00		40,838.00
	MOTOR EQUIPMENT OPERATOR	6	7 1999 \$ 37,191.73	0.00	371.92	371.92	37,936.00	0.00	2,902.00		40,838.00
	MOTOR EQUIPMENT OPERATOR	10	24 2011 \$ 37,191.73	0.00	371.92	0.00	37,564.00	0.00	2,874.00		40,438.00
	MOTOR EQUIPMENT OPERATOR	3	20 2006 \$ 37,191.73	0.00	371.92	185.96	37,750.00	0.00	2,888.00		40,638.00
	MOTOR EQUIPMENT OPERATOR	3	16 2009 \$ 37,191.73	0.00	371.92	0.00	37,564.00	0.00	2,874.00		40,438.00
	MOTOR EQUIPMENT OPERATOR	3	25 2013 \$ 36,098.98	1,092.75	371.92	0.00	37,564.00	0.00	2,874.00		40,438.00
	MOTOR EQUIPMENT OPERATOR	3	25 2013 \$ 36,098.98	1,092.75	371.92	0.00	37,564.00	0.00	2,874.00		40,438.00
	MOTOR EQUIPMENT OPERATOR	6	30 2014 \$ 29,788.50	6,310.48	360.99	0.00	36,460.00	0.00	2,789.00		39,249.00
	MOTOR EQUIPMENT OPERATOR	3	25 2013 \$ 35,045.29	1,053.69	360.99	0.00	36,460.00	0.00	2,789.00		39,249.00
	MOTOR EQUIPMENT OPERATOR	1	1 2015 \$ 35,045.29	0.00	350.45	0.00	35,396.00	0.00	2,708.00		38,104.00
	SOLID WASTE EDUCATION & ENFORCEMENT TECHNICIAN	9	22 2014 \$ 40,782.10	0.00	407.82	0.00	41,190.00	0.00	3,151.00		44,341.00
22.00	BARGAINING UNIT TOTALS		779,580.22	15,456.25	7,950.36	4,466.52	807,457.00	0.00	61,772.00	0.00	869,229.00
23.50	TOTAL		849,580.22	15,456.25	7,950.36	4,466.52	877,457.00	0.00	67,127.00	0.00	944,584.00
OVERTIME							95,844.00	0.00	7,332.00	0.00	103,176.00
SICK-LEAVE BUY BACK							4,600.00	0.00	352.00	0.00	4,952.00
SUBTOTAL							977,901.00	0.00	74,811.00	0.00	1,052,712.00
MEDICAL							426,910.00	0.00	0.00	0.00	426,910.00
SEVERANCE PAY							14,100.00	0.00	1,079.00	0.00	15,179.00

## 2015 Approved Budget

### Expenditure Line Item

#### BUDGET UNIT: 27272710 SANITATION FUND

Account	2012 Actual	2013 Actual	2014 Actual YTD (11/17)	2014 Adjusted Budget	2015 Approved Budget
414000 SALARIES & WAGES	\$751,560.78	\$752,207.88	\$590,196.18	\$796,697.00	\$877,457.00
415000 TEMPORARY	\$0.00	\$0.00	\$0.00	\$0.00	\$0.00
416000 OVERTIME	\$39,108.10	\$61,528.52	\$99,386.43	\$99,399.00	\$95,844.00
417000 SICK LEAVE BUY-BACK	\$2,081.09	\$3,100.87	\$4,464.61	\$5,178.44	\$4,600.00
<b>414100 SALARIES/WAGES</b>	<b>\$792,749.97</b>	<b>\$816,837.27</b>	<b>\$694,047.22</b>	<b>\$901,274.44</b>	<b>\$977,901.00</b>
419001 SOCIAL SECURITY	\$61,761.59	\$63,367.38	\$54,173.17	\$68,613.00	\$75,890.00
419002 MEDICAL	\$361,595.17	\$395,258.25	\$323,910.46	\$426,910.00	\$426,910.00
419005 SEVERANCE PAY	\$11,529.86	\$2,503.99	\$14,099.58	\$14,100.00	\$14,100.00
419010 UNEMPLOYMENT COMPENSAT	\$10,296.00	\$0.00	\$0.00	\$15,000.00	\$11,000.00
419011 WORKERS' COMP-ADJ FEES	\$3,644.03	\$4,247.49	\$5,000.00	\$5,000.00	\$5,000.00
419012 LOSS TIME & MED	\$45,877.45	\$55,979.33	\$46,246.17	\$46,500.00	\$45,000.00
419014 STATE FEES & ASSESSMENTS	\$500.00	\$0.00	\$0.00	\$0.00	\$0.00
419015 EXCESS POLICY & BOND	\$0.00	\$0.00	\$0.00	\$0.00	\$0.00
419019 CONCESSIONS & VACANCIES	\$0.00	\$0.00	\$0.00	(\$45,214.87)	\$0.00
<b>419100 FRINGE BENEFITS</b>	<b>\$495,204.10</b>	<b>\$521,356.44</b>	<b>\$443,429.38</b>	<b>\$530,908.13</b>	<b>\$577,900.00</b>
<b>419995 PERSONNEL</b>	<b>\$1,287,954.07</b>	<b>\$1,338,193.71</b>	<b>\$1,137,476.60</b>	<b>\$1,432,182.57</b>	<b>\$1,555,801.00</b>
420010 ADVERTISING	\$0.00	\$297.34	\$0.00	\$730.00	\$10,000.00
420020 PRINTING	\$2,258.82	\$2,140.57	\$1,904.34	\$2,800.00	\$5,000.00
420040 TELEPHONE	\$0.00	\$0.00	\$14.95	\$300.00	\$300.00
420050 POSTAGE	\$30.12	\$29.05	\$1.44	\$1,000.00	\$5,000.00
<b>420100 COMMUNICATIONS</b>	<b>\$2,288.94</b>	<b>\$2,466.96</b>	<b>\$1,920.73</b>	<b>\$4,830.00</b>	<b>\$20,300.00</b>
421010 LEGAL	\$0.00	\$0.00	\$0.00	\$0.00	\$6,000.00
421020 AUDIT	\$0.00	\$6,000.00	\$6,000.00	\$6,000.00	\$7,000.00
421040 COLLECTION(OPT & LIENS)	\$0.00	\$0.00	\$0.00	\$1,250.00	\$1,250.00
421050 OTHER PROFESSIONAL FEES	\$3,375.00	\$175.00	\$175.00	\$175.00	\$5,000.00
421070 ARBITRATION	\$0.00	\$0.00	\$0.00	\$0.00	\$0.00
<b>421100 PROFESSIONAL SRVC</b>	<b>\$3,375.00</b>	<b>\$6,175.00</b>	<b>\$6,175.00</b>	<b>\$7,425.00</b>	<b>\$19,250.00</b>
422000 SEWERAGE	\$0.00	\$0.00	\$0.00	\$100.00	\$0.00
422010 WATER	\$0.00	\$0.00	\$0.00	\$500.00	\$0.00
422080 SEWERAGE MAINT CHARGES	\$0.00	\$0.00	\$0.00	\$100.00	\$0.00
422090 REFUSE	\$0.00	\$0.00	\$0.00	\$1,000.00	\$0.00
<b>422100 UTILITIES &amp; SRVC</b>	<b>\$0.00</b>	<b>\$0.00</b>	<b>\$0.00</b>	<b>\$1,700.00</b>	<b>\$0.00</b>
423002 STOP/LOSS PREMIUM	\$12,046.61	\$11,120.78	\$9,039.04	\$18,500.00	\$18,500.00
423010 AUTOMOBILE PREM	\$15,483.85	\$16,896.69	\$16,193.01	\$16,602.00	\$16,602.00
423011 AUTO DEDUCT	\$5,112.99	\$14,003.80	\$18,820.77	\$19,500.00	\$25,000.00
423020 GENERAL LIABILITY PREM	\$2,975.52	\$4,076.63	\$4,038.56	\$4,140.56	\$4,200.00
423021 GEN LIAB DEDUCT	\$0.00	\$0.00	\$0.00	\$2,200.00	\$0.00
423095 EXCESS LIABILITY	\$1,442.78	\$965.51	\$925.34	\$948.72	\$1,200.00
<b>423100 INSURANCE</b>	<b>\$37,061.75</b>	<b>\$47,063.41</b>	<b>\$49,016.72</b>	<b>\$61,891.28</b>	<b>\$65,502.00</b>
424000 VEHICULAR EQUIPMENT	\$0.00	\$0.00	\$0.00	\$0.00	\$0.00
424060 OTHER RENTALS	\$0.00	\$17,232.70	\$0.00	\$0.00	\$0.00
424061 UNIFORM RENTALS	\$8,388.57	\$7,677.74	\$8,100.00	\$8,100.00	\$9,000.00
<b>424100 RENTALS</b>	<b>\$8,388.57</b>	<b>\$24,910.44</b>	<b>\$8,100.00</b>	<b>\$8,100.00</b>	<b>\$9,000.00</b>

## 2015 Approved Budget

### Expenditure Line Item

#### BUDGET UNIT: 27272710 SANITATION FUND

Account	2012 Actual	2013 Actual	2014 Actual YTD (11/17)	2014 Adjusted Budget	2015 Approved Budget
425010 VEHICULAR EQUIPMENT	\$97,224.62	\$145,000.00	\$125,927.94	\$128,879.00	\$125,000.00
425030 BUILDING MAINT	\$1,093.39	\$0.00	\$224.03	\$1,200.00	\$1,200.00
425050 COMMUNICATIONS EQUIPMENT	\$0.00	\$0.00	\$0.00	\$0.00	\$28,000.00
425090 MAINT SERV CONTRACT	\$24,795.75	\$33,549.11	\$32,368.28	\$33,000.00	\$33,000.00
<b>425100 MAINT &amp; REPAIRS</b>	<b>\$123,113.76</b>	<b>\$178,549.11</b>	<b>\$158,520.25</b>	<b>\$163,079.00</b>	<b>\$187,200.00</b>
429003 GENERAL ADMIN. CHARGES	\$957,745.00	\$500,000.00	\$460,000.00	\$506,063.00	\$506,063.00
429005 NUISANCE	\$0.00	\$385.00	\$185.00	\$420.00	\$420.00
429009 ADMIN/TRUSTEE FEE	\$144.05	\$78.64	\$222.58	\$270.00	\$200.00
429012 LAUNDRY	\$0.00	\$0.00	\$0.00	\$0.00	\$0.00
429013 INCINERATOR TRUCK PERMIT	\$4,250.00	\$4,450.00	\$3,650.00	\$5,000.00	\$5,000.00
429014 CONTRACTED PERSONNEL SVS.	\$0.00	\$0.00	\$11,313.84	\$11,350.00	\$11,350.00
429015 TRAVEL	\$0.00	\$0.00	\$0.00	\$0.00	\$0.00
429016 CONFERENCES	\$0.00	\$0.00	\$0.00	\$0.00	\$0.00
429017 MEMBERSHIPS	\$0.00	\$852.00	\$0.00	\$0.00	\$0.00
429025 DISASTER RECOVERY SYSTEM	\$0.00	\$0.00	\$0.00	\$0.00	\$0.00
429090 MISC CONTRACTED SRVCS	\$4,691.50	\$4,062.96	\$4,286.90	\$4,700.00	\$4,700.00
429095 BANK SERV CHARGES	\$8,129.44	\$6,965.37	\$0.00	\$400.00	\$0.00
<b>429100 CONTRACTED SRVC</b>	<b>\$974,959.99</b>	<b>\$516,793.97</b>	<b>\$479,658.32</b>	<b>\$528,203.00</b>	<b>\$527,733.00</b>
<b>429995 SERVICES</b>	<b>\$1,149,188.01</b>	<b>\$775,958.89</b>	<b>\$703,391.02</b>	<b>\$775,228.28</b>	<b>\$828,985.00</b>
430002 SOFTWARE	\$15,005.82	\$21,419.45	\$18,959.16	\$22,000.00	\$22,500.00
430003 SUBSCRIPTIONS	\$0.00	\$0.00	\$0.00	\$0.00	\$0.00
430005 DUPLICATING	\$273.00	\$292.00	\$0.00	\$300.00	\$300.00
430006 PHOTOGRAPHY	\$0.00	\$0.00	\$0.00	\$0.00	\$0.00
430008 DATA PROCESSING	\$0.00	\$0.00	\$0.00	\$0.00	\$0.00
430009 OFFICE	\$991.22	\$410.79	\$659.80	\$1,000.00	\$1,000.00
430011 CUSTODIAL	\$2,795.87	\$2,078.40	\$1,076.98	\$1,500.00	\$1,500.00
430012 PERSONAL SAFETY	\$130.89	\$602.93	\$500.00	\$500.00	\$1,000.00
430013 FIREFIGHTING	\$0.00	\$0.00	\$0.00	\$0.00	\$0.00
430014 WEARING APPAREL	\$4,513.03	\$4,813.51	\$4,500.00	\$5,000.00	\$5,000.00
430037 CHEMICALS	\$0.00	\$0.00	\$0.00	\$0.00	\$0.00
430042 TOOLS & HARDWARE	\$301.12	\$0.00	\$1,000.00	\$1,500.00	\$1,500.00
430049 TRASH REMOVAL	\$2,466.80	\$368.40	\$0.00	\$0.00	\$0.00
430050 MOTOR FUELS/LUBRICANTS	\$100,000.00	\$100,000.00	\$81,822.43	\$100,000.00	\$100,000.00
430051 TIRES & BATTERIES	\$14,281.16	\$14,000.00	\$19,040.10	\$23,000.00	\$18,000.00
430052 VEHICLE PARTS & SUPPLIES	\$31,809.42	\$28,530.45	\$17,573.43	\$30,000.00	\$30,000.00
430099 MISC SUPPLIES AND EXP	\$0.00	\$9,816.61	\$26,475.58	\$26,500.00	\$15,000.00
<b>430100 SUPPLIES &amp; EXP</b>	<b>\$172,568.33</b>	<b>\$182,332.54</b>	<b>\$171,607.48</b>	<b>\$211,300.00</b>	<b>\$195,800.00</b>
439015 OFFICE EQUIPMENT	\$0.00	\$0.00	\$465.25	\$1,000.00	\$1,000.00
<b>439100 MINOR CAPITAL</b>	<b>\$0.00</b>	<b>\$0.00</b>	<b>\$465.25</b>	<b>\$1,000.00</b>	<b>\$1,000.00</b>
<b>439995 SUPPLIES</b>	<b>\$172,568.33</b>	<b>\$182,332.54</b>	<b>\$172,072.73</b>	<b>\$212,300.00</b>	<b>\$196,800.00</b>
447030 GO INTEREST PMT	\$0.00	\$0.00	\$0.00	\$0.00	\$0.00
<b>447100 INTEREST EXPENSE</b>	<b>\$0.00</b>	<b>\$0.00</b>	<b>\$0.00</b>	<b>\$0.00</b>	<b>\$0.00</b>

## 2015 Approved Budget

Expenditure Line Item

**BUDGET UNIT: 27272710 SANITATION FUND**

Account	2012 Actual	2013 Actual	2014 Actual YTD (11/17)	2014 Adjusted Budget	2015 Approved Budget
453049 LEASE PURCHASE	\$119,544.75	\$21,391.02	\$37,150.20	\$160,272.00	\$72,914.00
<b>450100 CAPITAL OUTLAY</b>	<b>\$119,544.75</b>	<b>\$21,391.02</b>	<b>\$37,150.20</b>	<b>\$160,272.00</b>	<b>\$72,914.00</b>
481055 LIABILITY INSURANCE CLAIM	\$0.00	\$2,000.00	\$0.00	\$2,000.00	\$2,000.00
481001 GENERAL FUND TRANSFERS	\$1,688,938.76	\$710,496.00	\$0.00	\$1,749,261.00	\$1,749,261.00
481028 LANDFILL/INCIN UTILITY FD	\$0.00	\$0.00	\$0.00	\$0.00	\$0.00
486000 PYMT OF PRIOR YR EXPEND.	\$0.00	\$0.00	\$0.00	\$0.00	\$0.00
499099 ANTICIPATED CONCESSIONS	\$0.00	\$0.00	\$0.00	\$0.00	\$0.00
<b>480100 NON-EXP ITEMS</b>	<b>\$1,688,938.76</b>	<b>\$712,496.00</b>	<b>\$0.00</b>	<b>\$1,751,261.00</b>	<b>\$1,751,261.00</b>
<b>499995 OTHER</b>	<b>\$1,808,483.51</b>	<b>\$733,887.02</b>	<b>\$37,150.20</b>	<b>\$1,911,533.00</b>	<b>\$1,824,175.00</b>
<b>27272710 SANITATION FUND</b>	<b>\$4,418,193.92</b>	<b>\$3,030,372.16</b>	<b>\$2,050,090.55</b>	<b>\$4,331,243.85</b>	<b>\$4,405,761.00</b>

## DISPOSAL FUND

The (Incinerator) Disposal Fees fund accounts for the collection of Resource Recovery Facility (Incinerator) disposal fees billed for the provision of solid waste incineration services and related capital investments to the residents and commercial and industrial establishments of the City of Harrisburg.

RESOURCE ALLOCATION 2015 APPROVED BUDGET			
RESOURCES		APPROPRIATIONS	
INVESTMENT INCOME	2	SERVICES	6,963,758
READY TO DISPOSE INCOME	6,868,000	SUPPLIES	1,634,200
FUND BALANCE APPROPRIATION	2,090,356	OTHER	360,400
TOTAL RESOURCES	<u>8,958,358</u>	TOTAL APPROPRIATION	<u>8,958,358</u>

INCINERATOR DISPOSAL FEES FUND  
2015 APPROVED BUDGET

Account Name	2012 Actual	2013 Actual	2014 Actual YTD (11/17)	2014 Adjusted Budget	2015 Approved Budget
REVENUE ANALYSIS SUMMARY					
Investment Income	20	14	1	17	2
Ready to Dispose Income	6,568,094	7,580,716	8,091,465	6,500,162	6,868,000
TOTAL REVENUE	<u>6,568,114</u>	<u>7,580,731</u>	<u>8,091,467</u>	<u>6,500,179</u>	<u>6,868,002</u>
Fund Balance Appropriation	0	0	0	0	2,090,356
TOTAL RESOURCES	<u>6,568,114</u>	<u>7,580,731</u>	<u>8,091,467</u>	<u>6,500,179</u>	<u>8,958,358</u>

REVENUE ANALYSIS DETAIL					
Interest-Savings Account	20	14	1	17	2
Interest-Other	0	0	0	0	0
Ready to Dispose Charges	6,427,020	7,548,365	8,064,837	6,473,700	6,840,000
Ready Dispose Liens - Principal	136,531	28,211	22,674	23,100	24,000
Ready Dispose Liens - Interest	4,543	4,140	3,955	3,362	4,000
TOTAL REVENUE	<u>6,568,114</u>	<u>7,580,731</u>	<u>8,091,467</u>	<u>6,500,179</u>	<u>6,868,002</u>
Fund Balance Appropriation	0	0	0	0	2,090,356
TOTAL RESOURCES	<u>6,568,114</u>	<u>7,580,731</u>	<u>8,091,467</u>	<u>6,500,179</u>	<u>8,958,358</u>

EXPENDITURE ANALYSIS SUMMARY					
Personnel	0	0	0	0	0
Services	5,809,063	7,026,920	4,131,110	6,500,179	6,963,758
Supplies	0	0	0	0	1,634,200
Other	0	0	0	0	360,400
TOTAL EXPENDITURES	<u>5,809,063</u>	<u>7,026,920</u>	<u>4,131,110</u>	<u>6,500,179</u>	<u>8,958,358</u>

EXPENDITURE ANALYSIS DETAIL  
2015 APPROVED BUDGET

Proprietary Fund

2810 Disposal

Allocation Plan

	2014 Adjusted	2015 Approved
SERVICES		
Refuse Disposal	5,858,100	6,650,000
Refuse Disposal - Delinquent	435,693	0
Bank Service Charges	13,000	8,758
General Administrative Charges	193,386	305,000
TOTAL	6,500,179	6,963,758
SUPPLIES	0	1,634,200
OTHER	0	360,400
TOTAL APPROPRIATION	6,500,179	8,958,358



## **2015 Approved Budget**

Revenue Line Item

### **BUDGET UNIT: 28282800 DISPOSAL FUND**

Account	2012 Actual	2013 Actual	2014 Actual YTD (11/17)	2014 Adjusted Budget	2015 Approved Budget
350000 SAVINGS ACCT INTEREST	\$19.89	\$14.46	\$1.40	\$17.00	\$2.00
<b>350100 INTEREST INCOME</b>	<b>\$19.89</b>	<b>\$14.46</b>	<b>\$1.40</b>	<b>\$17.00</b>	<b>\$2.00</b>
368004 READY TO DISP. CHARGES	\$6,427,020.07	\$7,548,365.38	\$8,064,836.85	\$6,473,700.00	\$6,840,000.00
368051 DISP RTS INC LIENS PRIN.	\$136,531.00	\$28,211.33	\$22,673.54	\$23,100.00	\$24,000.00
368052 DISP RTS INC. LIENS -INT.	\$4,543.39	\$4,139.53	\$3,955.05	\$3,362.00	\$4,000.00
<b>368100 DISPOSAL FUND</b>	<b>\$6,568,094.46</b>	<b>\$7,580,716.24</b>	<b>\$8,091,465.44</b>	<b>\$6,500,162.00</b>	<b>\$6,868,000.00</b>
399099 ESTIMATED CASH CARRYOVER	\$0.00	\$0.00	\$0.00	\$0.00	\$2,090,356.00
<b>399100 EST CASH CARRYOVER</b>	<b>\$0.00</b>	<b>\$0.00</b>	<b>\$0.00</b>	<b>\$0.00</b>	<b>\$2,090,356.00</b>
<b>28282800 DISPOSAL FUND</b>	<b>\$6,568,114.35</b>	<b>\$7,580,730.70</b>	<b>\$8,091,466.84</b>	<b>\$6,500,179.00</b>	<b>\$8,958,358.00</b>

## 2015 Approved Budget

### Expenditure Line Item

#### BUDGET UNIT: 28282810 DISPOSAL FUND

Account	2012 Actual	2013 Actual	2014 Actual YTD (11/17)	2014 Adjusted Budget	2015 Approved Budget
422000 SEWERAGE	\$0.00	\$0.00	\$0.00	\$0.00	\$0.00
422010 WATER	\$0.00	\$0.00	\$0.00	\$0.00	\$0.00
422020 ELECTRICITY	\$0.00	\$0.00	\$0.00	\$0.00	\$0.00
422030 HEAT	\$0.00	\$0.00	\$0.00	\$0.00	\$0.00
422050 POWER-UTILITY PLANT	\$0.00	\$0.00	\$0.00	\$0.00	\$0.00
422080 SEWERAGE MAINT CHARGES	\$0.00	\$0.00	\$0.00	\$0.00	\$0.00
422091 DISPOSAL	\$5,796,913.00	\$7,016,264.40	\$4,131,110.20	\$5,858,100.00	\$6,650,000.00
422092 REFUSE DISPOSAL-DELINQ.	\$0.00	\$0.00	\$0.00	\$435,693.00	\$0.00
<b>422100 UTILITIES &amp; SRVC</b>	<b>\$5,796,913.00</b>	<b>\$7,016,264.40</b>	<b>\$4,131,110.20</b>	<b>\$6,293,793.00</b>	<b>\$6,650,000.00</b>
429000 SEWER LINE VIDEO/TV SVCS	\$0.00	\$0.00	\$0.00	\$0.00	\$0.00
429001 TUITION/TRAINING	\$0.00	\$0.00	\$0.00	\$0.00	\$0.00
429003 GENERAL ADMIN. CHARGES	\$0.00	\$0.00	\$0.00	\$193,386.00	\$305,000.00
429095 BANK SERV CHARGES	\$12,149.78	\$10,655.63	\$0.00	\$13,000.00	\$8,758.00
<b>429100 CONTRACTED SRVC</b>	<b>\$12,149.78</b>	<b>\$10,655.63</b>	<b>\$0.00</b>	<b>\$206,386.00</b>	<b>\$313,758.00</b>
<b>429995 SERVICES</b>	<b>\$5,809,062.78</b>	<b>\$7,026,920.03</b>	<b>\$4,131,110.20</b>	<b>\$6,500,179.00</b>	<b>\$6,963,758.00</b>
430002 SOFTWARE	\$0.00	\$0.00	\$0.00	\$0.00	\$0.00
430008 DATA PROCESSING	\$0.00	\$0.00	\$0.00	\$0.00	\$16,200.00
430052 VEHICLE PARTS & SUPPLIES	\$0.00	\$0.00	\$0.00	\$0.00	\$42,000.00
430055 MECH EQUIP PARTS	\$0.00	\$0.00	\$0.00	\$0.00	\$0.00
430064 COMMERCIAL TRASH TOTERS	\$0.00	\$0.00	\$0.00	\$0.00	\$440,000.00
430065 RESIDENTIAL RECYCL TOTERS	\$0.00	\$0.00	\$0.00	\$0.00	\$230,000.00
430066 RESIDENTIAL TRASH TOTERS	\$0.00	\$0.00	\$0.00	\$0.00	\$850,000.00
430067 COMMERCIAL RECYCL TOTERS	\$0.00	\$0.00	\$0.00	\$0.00	\$56,000.00
430099 MISC SUPPLIES AND EXP	\$0.00	\$0.00	\$0.00	\$0.00	\$0.00
<b>430100 SUPPLIES &amp; EXP</b>	<b>\$0.00</b>	<b>\$0.00</b>	<b>\$0.00</b>	<b>\$0.00</b>	<b>\$1,634,200.00</b>
<b>439995 SUPPLIES</b>	<b>\$0.00</b>	<b>\$0.00</b>	<b>\$0.00</b>	<b>\$0.00</b>	<b>\$1,634,200.00</b>
453000 OPERATIONS EQUIPMENT	\$0.00	\$0.00	\$0.00	\$0.00	\$270,000.00
453039 EQUIPMENT-COMMUNICATION	\$0.00	\$0.00	\$0.00	\$0.00	\$30,400.00
453049 LEASE PURCHASE	\$0.00	\$0.00	\$0.00	\$0.00	\$60,000.00
<b>450100 CAPITAL OUTLAY</b>	<b>\$0.00</b>	<b>\$0.00</b>	<b>\$0.00</b>	<b>\$0.00</b>	<b>\$360,400.00</b>
<b>499995 OTHER</b>	<b>\$0.00</b>	<b>\$0.00</b>	<b>\$0.00</b>	<b>\$0.00</b>	<b>\$360,400.00</b>
<b>28282810 DISPOSAL FUND</b>	<b>\$5,809,062.78</b>	<b>\$7,026,920.03</b>	<b>\$4,131,110.20</b>	<b>\$6,500,179.00</b>	<b>\$8,958,358.00</b>

# BLIGHT REMEDIATION FUND

The Blight Remediation fund is responsible for the collection of fee revenue and related expenses of the City as they pertain to enforcement of ordinances regulating blight and local health, housing and safety codes and regulations, including expenses related to remediation of blighted conditions, as authorized.

## RESOURCE ALLOCATION 2015 APPROVED BUDGET

RESOURCES		APPROPRIATIONS	
SALVAGE	5,000	SALVAGE	14,000
LAND BANK	250,000	LAND BANK	250,000
PERMIT PENALTY	15,000	PERMIT PENALTY	42,000
VACANT PROPERTY REGISTRY	0	VACANT PROPERTY REGISTRY	0
FUND BALANCE PROPRIATION	131,931		
TOTAL RESOURCES	<u>401,931</u>	TOTAL APPROPRIATION	<u>306,000</u>

BLIGHT REMEDIATION FUND  
2015 APPROVED BUDGET

	2012 Actual	2013 Actual	2014 Actual YTD (11/17)	2014 Adjusted Budget	2015 Approved Budget
REVENUE ANALYSIS DETAIL					
SALVAGE	0	0	0	0	5,000
LAND BANK	0	0	0	0	250,000
PERMIT PENALTY	0	0	0	0	15,000
VACANT PROPERTY REGISTRY	0	0	0	0	0
TOTAL REVENUE	<u>0</u>	<u>0</u>	<u>0</u>	<u>0</u>	<u>270,000</u>
FUND BALANCE APPROPRIATION	0	0	0	0	131,931
TOTAL RESOURCES	<u>0</u>	<u>0</u>	<u>0</u>	<u>0</u>	<u>401,931</u>

EXPENDITURE ANALYSIS DETAIL					
SALVAGE	0	0	0	0	14,000
LAND BANK	0	0	0	0	250,000
PERMIT PENALTY	0	0	0	0	42,000
VACANT PROPERTY REGISTRY	0	0	0	0	0
TOTAL EXPENDITURES	<u>0</u>	<u>0</u>	<u>0</u>	<u>0</u>	<u>306,000</u>

## 2015 Approved Budget

Revenue Line Item

### BUDGET UNIT: BLIGHT REMEDIATION FUND

Account	2012 Actual	2013 Actual	2014 Actual YTD (11/17)	2014 Adjusted Budget	2015 Approved Budget
343083 RECYCLING REV-DEMOLITION	\$0.00	\$0.00	\$0.00	\$0.00	\$5,000.00
399099 ESTIMATED CASH CARRYOVER	\$0.00	\$0.00	\$0.00	\$0.00	\$34,718.75
<b>xxxxxxx SALVAGE</b>	<b>\$0.00</b>	<b>\$0.00</b>	<b>\$0.00</b>	<b>\$0.00</b>	<b>\$39,718.75</b>
398001 GENERAL FUND	\$0.00	\$0.00	\$0.00	\$0.00	\$250,000.00
<b>xxxxxxx LAND BANK</b>	<b>\$0.00</b>	<b>\$0.00</b>	<b>\$0.00</b>	<b>\$0.00</b>	<b>\$250,000.00</b>
341003 MITIGATION FEES	\$0.00	\$0.00	\$0.00	\$0.00	\$12,000.00
341022 BUILDING PERMIT FEES	\$0.00	\$0.00	\$0.00	\$0.00	\$3,000.00
399099 ESTIMATED CASH CARRYOVER	\$0.00	\$0.00	\$0.00	\$0.00	\$97,212.58
<b>xxxxxxx PERMIT PENALTY</b>	<b>\$0.00</b>	<b>\$0.00</b>	<b>\$0.00</b>	<b>\$0.00</b>	<b>\$112,212.58</b>
*****	\$0.00	\$0.00	\$0.00	\$0.00	\$0.00
<b>xxxxxxx VACANT PROPERTY REGISTRY</b>	<b>\$0.00</b>	<b>\$0.00</b>	<b>\$0.00</b>	<b>\$0.00</b>	<b>\$0.00</b>
<b>BLIGHT REMEDIATION FUND</b>	<b>\$0.00</b>	<b>\$0.00</b>	<b>\$0.00</b>	<b>\$0.00</b>	<b>\$401,931.33</b>

## 2015 Approved Budget

### Expenditure Line Item

#### BUDGET UNIT: BLIGHT REMEDIATION FUND

Account	2012 Actual	2013 Actual	2014 Actual YTD (11/17)	2014 Adjusted Budget	2015 Approved Budget
429090 MISC CONTRACTED SRVCS	\$0.00	\$0.00	\$0.00	\$0.00	\$5,000.00
430014 WEARING APPEAL	\$0.00	\$0.00	\$0.00	\$0.00	\$1,500.00
430042 TOOLS AND HARDWARE	\$0.00	\$0.00	\$0.00	\$0.00	\$2,500.00
430099 MISC SUPPLIES AND EXP	\$0.00	\$0.00	\$0.00	\$0.00	\$3,000.00
439099 MISC EQUIPMENT	\$0.00	\$0.00	\$0.00	\$0.00	\$2,000.00
<b>xxxxxxxx SALVAGE</b>	<b>\$0.00</b>	<b>\$0.00</b>	<b>\$0.00</b>	<b>\$0.00</b>	<b>\$14,000.00</b>
*****	\$0.00	\$0.00	\$0.00	\$0.00	\$250,000.00
<b>xxxxxxxx LAND BANK</b>	<b>\$0.00</b>	<b>\$0.00</b>	<b>\$0.00</b>	<b>\$0.00</b>	<b>\$250,000.00</b>
429090 MISC CONTRACTED SRVCS	\$0.00	\$0.00	\$0.00	\$0.00	\$15,000.00
430014 WEARING APPEAL	\$0.00	\$0.00	\$0.00	\$0.00	\$4,500.00
430042 TOOLS AND HARDWARE	\$0.00	\$0.00	\$0.00	\$0.00	\$7,500.00
430099 MISC SUPPLIES AND EXP	\$0.00	\$0.00	\$0.00	\$0.00	\$9,000.00
439099 MISC EQUIPMENT	\$0.00	\$0.00	\$0.00	\$0.00	\$6,000.00
<b>xxxxxxxx PERMIT PENALTY</b>	<b>\$0.00</b>	<b>\$0.00</b>	<b>\$0.00</b>	<b>\$0.00</b>	<b>\$42,000.00</b>
429090 MISC CONTRACTED SRVCS	\$0.00	\$0.00	\$0.00	\$0.00	\$0.00
430014 WEARING APPEAL	\$0.00	\$0.00	\$0.00	\$0.00	\$0.00
430042 TOOLS AND HARDWARE	\$0.00	\$0.00	\$0.00	\$0.00	\$0.00
430099 MISC SUPPLIES AND EXP	\$0.00	\$0.00	\$0.00	\$0.00	\$0.00
439099 MISC EQUIPMENT	\$0.00	\$0.00	\$0.00	\$0.00	\$0.00
<b>xxxxxxxx VACANT PROPERTY REGISTRY</b>	<b>\$0.00</b>	<b>\$0.00</b>	<b>\$0.00</b>	<b>\$0.00</b>	<b>\$0.00</b>
<b>BLIGHT REMEDIATION FUND</b>	<b>\$0.00</b>	<b>\$0.00</b>	<b>\$0.00</b>	<b>\$0.00</b>	<b>\$306,000.00</b>

## SPECIAL EVENTS & PROJECTS REIMBURSEMENT FUND

The Special Events and Projects Reimbursement Fund accounts for fee, service provision chargeback and contribution revenue, along with related expenses, for use in the maintenance and betterment of the City's Public Works department.

### RESOURCE ALLOCATION 2015 APPROVED BUDGET

RESOURCES		APPROPRIATIONS	
REVENUE	0	EXPENDITURES	0
FUND BALANCE APPROPRIATION	1,820		
TOTAL RESOURCES	<u>1,820</u>	TOTAL APPROPRIATION	<u>0</u>

SPECIAL EVENTS & PROJECTS REIMBURSEMENT FUND  
2015 APPROVED BUDGET

	2012 Actual	2013 Actual	2014 Actual YTD (11/17)	2014 Adjusted Budget	2015 Approved Budget
REVENUE ANALYSIS DETAIL					
REVENUE	0	0	0	0	0
FUND BALANCE APPROPRIATION	0	0	0	0	1,820
TOTAL RESOURCES	<u>0</u>	<u>0</u>	<u>0</u>	<u>0</u>	<u>1,820</u>

EXPENDITURE ANALYSIS DETAIL					
TOTAL EXPENDITURES	<u>0</u>	<u>0</u>	<u>0</u>	<u>0</u>	<u>0</u>



## **2015 Approved Budget**

Revenue Line Item

### **BUDGET UNIT: SPECIAL EVENTS & PROJECTS REIMBURSEMENT FUND**

Account	2012 Actual	2013 Actual	2014 Actual YTD (11/17)	2014 Adjusted Budget	2015 Approved Budget
399099 ESTIMATED CASH CARRYOVER	\$0.00	\$0.00	\$0.00	\$0.00	\$1,820.00
<b>SPECIAL EVENTS &amp; PROJ REIMB FUND</b>	<b>\$0.00</b>	<b>\$0.00</b>	<b>\$0.00</b>	<b>\$0.00</b>	<b>\$1,820.00</b>

## **2015 Approved Budget**

Expenditure Line Item

### **BUDGET UNIT: SPECIAL EVENTS & PROJECTS REIMBURSEMENT FUND**

Account	2012 Actual	2013 Actual	2014 Actual YTD (11/17)	2014 Adjusted Budget	2015 Approved Budget
*****	\$0.00	\$0.00	\$0.00	\$0.00	\$0.00
<b>SPECIAL EVENTS &amp; PROJ REIMB FUND</b>	<b>\$0.00</b>	<b>\$0.00</b>	<b>\$0.00</b>	<b>\$0.00</b>	<b>\$0.00</b>

## FIRE PROTECTION FUND

The Fire Protection fund accounts for fee, contribution and grant revenue, along with related expenses, for use in the maintenance and betterment of the City's Fire department and activities.

### RESOURCE ALLOCATION 2015 APPROVED BUDGET

RESOURCES		APPROPRIATIONS	
FIRE SAFETY HOUSE	0	FIRE SAFETY HOUSE	0
SHARP TEAM	0	SHARP TEAM	0
URBAN SEARCH	0	URBAN SEARCH	0
SMOKE DETECT	0	SMOKE DETECT	0
FUND BALANCE APPROPRIATION	76,352		
TOTAL RESOURCES	<u><u>76,352</u></u>	TOTAL APPROPRIATION	<u><u>0</u></u>

FIRE PROTECTION FUND  
2015 APPROVED BUDGET

	2012 Actual	2013 Actual	2014 Actual YTD (11/17)	2014 Adjusted Budget	2015 Approved Budget
REVENUE ANALYSIS DETAIL					
FIRE SAFETY HOUSE	0	0	0	0	0
SHARP TEAM	0	0	0	0	0
URBAN SEARCH	0	0	0	0	0
SMOKE DETECT	0	0	0	0	0
TOTAL REVENUE	<u>0</u>	<u>0</u>	<u>0</u>	<u>0</u>	<u>0</u>
FUND BALANCE APPROPRIATION	0	0	0	0	76,352
TOTAL RESOURCES	<u>0</u>	<u>0</u>	<u>0</u>	<u>0</u>	<u>76,352</u>

EXPENDITURE ANALYSIS DETAIL					
FIRE SAFETY HOUSE	0	0	0	0	0
SHARP TEAM	0	0	0	0	0
URBAN SEARCH	0	0	0	0	0
SMOKE DETECT	0	0	0	0	0
TOTAL EXPENDITURES	<u>0</u>	<u>0</u>	<u>0</u>	<u>0</u>	<u>0</u>

## 2015 Approved Budget

Revenue Line Item

### BUDGET UNIT: FIRE PROTECTION FUND

Account	2012 Actual	2013 Actual	2014 Actual YTD (11/17)	2014 Adjusted Budget	2015 Approved Budget
399099 ESTIMATED CASH CARRYOVER	\$0.00	\$0.00	\$0.00	\$0.00	\$1,253.70
<b>xxxxxxx FIRE SAFETY HOUSE</b>	<b>\$0.00</b>	<b>\$0.00</b>	<b>\$0.00</b>	<b>\$0.00</b>	<b>\$1,253.70</b>
399099 ESTIMATED CASH CARRYOVER	\$0.00	\$0.00	\$0.00	\$0.00	\$67,260.29
<b>xxxxxxx SHARP TEAM</b>	<b>\$0.00</b>	<b>\$0.00</b>	<b>\$0.00</b>	<b>\$0.00</b>	<b>\$67,260.29</b>
399099 ESTIMATED CASH CARRYOVER	\$0.00	\$0.00	\$0.00	\$0.00	\$3,018.84
<b>xxxxxxx URBAN SEARCH</b>	<b>\$0.00</b>	<b>\$0.00</b>	<b>\$0.00</b>	<b>\$0.00</b>	<b>\$3,018.84</b>
399099 ESTIMATED CASH CARRYOVER	\$0.00	\$0.00	\$0.00	\$0.00	\$4,819.06
<b>xxxxxxx SMOKE DETECT</b>	<b>\$0.00</b>	<b>\$0.00</b>	<b>\$0.00</b>	<b>\$0.00</b>	<b>\$4,819.06</b>
<b>FIRE PROTECTION FUND</b>	<b>\$0.00</b>	<b>\$0.00</b>	<b>\$0.00</b>	<b>\$0.00</b>	<b>\$76,351.89</b>

## 2015 Approved Budget

Expenditure Line Item

### BUDGET UNIT: FIRE PROTECTION FUND

Account	2012 Actual	2013 Actual	2014 Actual YTD (11/17)	2014 Adjusted Budget	2015 Approved Budget
*****	\$0.00	\$0.00	\$0.00	\$0.00	\$0.00
xxxxxxxx FIRE SAFETY HOUSE	\$0.00	\$0.00	\$0.00	\$0.00	\$0.00
*****	\$0.00	\$0.00	\$0.00	\$0.00	\$0.00
xxxxxxxx SHARP TEAM	\$0.00	\$0.00	\$0.00	\$0.00	\$0.00
*****	\$0.00	\$0.00	\$0.00	\$0.00	\$0.00
xxxxxxxx URBAN SEARCH	\$0.00	\$0.00	\$0.00	\$0.00	\$0.00
*****	\$0.00	\$0.00	\$0.00	\$0.00	\$0.00
xxxxxxxx SMOKE DETECT	\$0.00	\$0.00	\$0.00	\$0.00	\$0.00
FIRE PROTECTION FUND	\$0.00	\$0.00	\$0.00	\$0.00	\$0.00

# POLICE PROTECTION FUND

The Police Protection fund accounts for fee, contribution and grant revenue, along with related expenses, for use in the maintenance and betterment of the City's Police department and activities.

## RESOURCE ALLOCATION 2015 APPROVED BUDGET

RESOURCES		APPROPRIATIONS	
ILLEGAL GUN PROGRAM	0	ILLEGAL GUN PROGRAM	0
POLICE TRAINING	0	POLICE TRAINING	0
K-9 WODAN	0	K-9 WODAN	0
K-9 EQUESTRIAN	0	K-9 EQUESTRIAN	0
POLICE PROJECTS	0	POLICE PROJECTS	0
FED FORFEITURE	0	FED FORFEITURE	0
DARE PROGRAM	0	DARE PROGRAM	0
FUND BALANCE APPROPRIATION	179,773		
TOTAL RESOURCES	<u>179,773</u>	TOTAL APPROPRIATION	<u>0</u>

POLICE PROTECTION FUND  
2015 APPROVED BUDGET

	2012 Actual	2013 Actual	2014 Actual YTD (11/17)	2014 Adjusted Budget	2015 Approved Budget
REVENUE ANALYSIS DETAIL					
ILLEGAL GUN PROGRAM	0	0	0	0	0
POLICE TRAINING	0	0	0	0	0
K-9 WODAN	0	0	0	0	0
K-9 EQUESTRIAN	0	0	0	0	0
POLICE PROJECTS	0	0	0	0	0
FED FORFEITURE	0	0	0	0	0
DARE PROGRAM	0	0	0	0	0
TOTAL REVENUE	<u>0</u>	<u>0</u>	<u>0</u>	<u>0</u>	<u>0</u>
FUND BALANCE APPROPRIATION	0	0	0	0	179,773
TOTAL RESOURCES	<u>0</u>	<u>0</u>	<u>0</u>	<u>0</u>	<u>179,773</u>

EXPENDITURE ANALYSIS DETAIL					
ILLEGAL GUN PROGRAM	0	0	0	0	0
POLICE TRAINING	0	0	0	0	0
K-9 WODAN	0	0	0	0	0
K-9 EQUESTRIAN	0	0	0	0	0
POLICE PROJECTS	0	0	0	0	0
FED FORFEITURE	0	0	0	0	0
DARE PROGRAM	0	0	0	0	0
TOTAL EXPENDITURES	<u>0</u>	<u>0</u>	<u>0</u>	<u>0</u>	<u>0</u>



## 2015 Approved Budget

### Revenue Line Item

#### BUDGET UNIT: POLICE PROTECTION FUND

Account	2012 Actual	2013 Actual	2014 Actual YTD (11/17)	2014 Adjusted Budget	2015 Approved Budget
399099 ESTIMATED CASH CARRYOVER	\$0.00	\$0.00	\$0.00	\$0.00	\$2,400.00
<b>xxxxxxx ILLEGAL GUN PROGRAM</b>	<b>\$0.00</b>	<b>\$0.00</b>	<b>\$0.00</b>	<b>\$0.00</b>	<b>\$2,400.00</b>
399099 ESTIMATED CASH CARRYOVER	\$0.00	\$0.00	\$0.00	\$0.00	\$7,544.33
<b>xxxxxxx POLICE TRAINING</b>	<b>\$0.00</b>	<b>\$0.00</b>	<b>\$0.00</b>	<b>\$0.00</b>	<b>\$7,544.33</b>
399099 ESTIMATED CASH CARRYOVER	\$0.00	\$0.00	\$0.00	\$0.00	\$2,925.70
<b>xxxxxxx K-9 WODAN</b>	<b>\$0.00</b>	<b>\$0.00</b>	<b>\$0.00</b>	<b>\$0.00</b>	<b>\$2,925.70</b>
399099 ESTIMATED CASH CARRYOVER	\$0.00	\$0.00	\$0.00	\$0.00	\$12,250.70
<b>xxxxxxx K-9 EQUESTRIAN</b>	<b>\$0.00</b>	<b>\$0.00</b>	<b>\$0.00</b>	<b>\$0.00</b>	<b>\$12,250.70</b>
399099 ESTIMATED CASH CARRYOVER	\$0.00	\$0.00	\$0.00	\$0.00	\$98,165.15
<b>xxxxxxx POLICE PROJECTS</b>	<b>\$0.00</b>	<b>\$0.00</b>	<b>\$0.00</b>	<b>\$0.00</b>	<b>\$98,165.15</b>
399099 ESTIMATED CASH CARRYOVER	\$0.00	\$0.00	\$0.00	\$0.00	\$55,126.65
<b>xxxxxxx FED FORFEITURE</b>	<b>\$0.00</b>	<b>\$0.00</b>	<b>\$0.00</b>	<b>\$0.00</b>	<b>\$55,126.65</b>
399099 ESTIMATED CASH CARRYOVER	\$0.00	\$0.00	\$0.00	\$0.00	\$1,360.82
<b>xxxxxxx DARE PROGRAM</b>	<b>\$0.00</b>	<b>\$0.00</b>	<b>\$0.00</b>	<b>\$0.00</b>	<b>\$1,360.82</b>
<b>POLICE PROTECTION FUND</b>	<b>\$0.00</b>	<b>\$0.00</b>	<b>\$0.00</b>	<b>\$0.00</b>	<b>\$179,773.35</b>

## 2015 Approved Budget

### Expenditure Line Item

#### BUDGET UNIT: POLICE PROTECTION FUND

Account	2012 Actual	2013 Actual	2014 Actual YTD (11/17)	2014 Adjusted Budget	2015 Approved Budget
*****	\$0.00	\$0.00	\$0.00	\$0.00	\$0.00
xxxxxxxxx ILLEGAL GUN PROGRAM	\$0.00	\$0.00	\$0.00	\$0.00	\$0.00
*****	\$0.00	\$0.00	\$0.00	\$0.00	\$0.00
xxxxxxxxx POLICE TRAINING	\$0.00	\$0.00	\$0.00	\$0.00	\$0.00
*****	\$0.00	\$0.00	\$0.00	\$0.00	\$0.00
xxxxxxxxx K-9 WODAN	\$0.00	\$0.00	\$0.00	\$0.00	\$0.00
*****	\$0.00	\$0.00	\$0.00	\$0.00	\$0.00
xxxxxxxxx K-9 EQUESTRIAN	\$0.00	\$0.00	\$0.00	\$0.00	\$0.00
*****	\$0.00	\$0.00	\$0.00	\$0.00	\$0.00
xxxxxxxxx POLICE PROJECTS	\$0.00	\$0.00	\$0.00	\$0.00	\$0.00
*****	\$0.00	\$0.00	\$0.00	\$0.00	\$0.00
xxxxxxxxx FED FORFEITURE	\$0.00	\$0.00	\$0.00	\$0.00	\$0.00
*****	\$0.00	\$0.00	\$0.00	\$0.00	\$0.00
xxxxxxxxx DARE PROGRAM	\$0.00	\$0.00	\$0.00	\$0.00	\$0.00
POLICE PROTECTION FUND	\$0.00	\$0.00	\$0.00	\$0.00	\$0.00

# PARKS & RECREATION FUND

The Park & Recreation fund accounts for fee, contribution and grant revenue, along with related expenses, for use in the maintenance and betterment of the City's Parks & Recreation bureau, activities, and programming.

## RESOURCE ALLOCATION 2015 APPROVED BUDGET

RESOURCES		APPROPRIATIONS	
CITY ISLAND	90,000	CITY ISLAND	98,000
RESERVOIR PARK	35,000	RESERVOIR PARK	35,000
EVENTS	20,000	EVENTS	20,000
HIGHMARK	200,000	HIGHMARK	199,776
GRANT PROCEEDS	45,000	GENERAL SALARIES	48,443
FUND BALANCE PROPRIATION	123,328		
TOTAL RESOURCES	<u>513,328</u>	TOTAL APPROPRIATION	<u>401,218</u>

PARKS & RECREATION FUND  
2015 APPROVED BUDGET

	2012 Actual	2013 Actual	2014 Actual YTD (11/17)	2014 Adjusted Budget	2015 Approved Budget
REVENUE ANALYSIS DETAIL					
CITY ISLAND	0	0	0	0	90,000
RESERVOIR PARK	0	0	0	0	35,000
EVENTS	0	0	0	0	20,000
HIGHMARK	0	0	0	0	200,000
GRANT PROCEEDS	0	0	0	0	45,000
TOTAL REVENUE	<u>0</u>	<u>0</u>	<u>0</u>	<u>0</u>	<u>390,000</u>
FUND BALANCE APPROPRIATION	0	0	0	0	123,328
TOTAL RESOURCES	<u>0</u>	<u>0</u>	<u>0</u>	<u>0</u>	<u>513,328</u>
EXPENDITURE ANALYSIS DETAIL					
CITY ISLAND	0	0	0	0	98,000
RESERVOIR PARK	0	0	0	0	35,000
EVENTS	0	0	0	0	20,000
HIGHMARK	0	0	0	0	199,776
GENERAL SALARIES	0	0	0	0	48,443
TOTAL EXPENDITURES	<u>0</u>	<u>0</u>	<u>0</u>	<u>0</u>	<u>401,218</u>

## 2015 Approved Budget

Revenue Line Item

### BUDGET UNIT: PARKS & RECREATION FUND

Account	2012 Actual	2013 Actual	2014 Actual YTD (11/17)	2014 Adjusted Budget	2015 Approved Budget
345029 PARK PERMIT FEES-OTHER	\$0.00	\$0.00	\$0.00	\$0.00	\$90,000.00
399099 ESTIMATED CASH CARRYOVER	\$0.00	\$0.00	\$0.00	\$0.00	\$96,200.00
<b>xxxxxxxx CITY ISLAND</b>	<b>\$0.00</b>	<b>\$0.00</b>	<b>\$0.00</b>	<b>\$0.00</b>	<b>\$186,200.00</b>
347090 OTHER LICENSES/PERMITS	\$0.00	\$0.00	\$0.00	\$0.00	\$35,000.00
399099 ESTIMATED CASH CARRYOVER	\$0.00	\$0.00	\$0.00	\$0.00	\$0.00
<b>xxxxxxxx RESERVOIR PARK</b>	<b>\$0.00</b>	<b>\$0.00</b>	<b>\$0.00</b>	<b>\$0.00</b>	<b>\$35,000.00</b>
382000 CONTRIBUTIONS AND DONATION	\$0.00	\$0.00	\$0.00	\$0.00	\$20,000.00
399099 ESTIMATED CASH CARRYOVER	\$0.00	\$0.00	\$0.00	\$0.00	\$17,128.25
<b>xxxxxxxx EVENTS</b>	<b>\$0.00</b>	<b>\$0.00</b>	<b>\$0.00</b>	<b>\$0.00</b>	<b>\$37,128.25</b>
382000 CONTRIBUTIONS AND DONATION	\$0.00	\$0.00	\$0.00	\$0.00	\$200,000.00
<b>xxxxxxxx HIGHMARK</b>	<b>\$0.00</b>	<b>\$0.00</b>	<b>\$0.00</b>	<b>\$0.00</b>	<b>\$200,000.00</b>
399099 ESTIMATED CASH CARRYOVER	\$0.00	\$0.00	\$0.00	\$0.00	\$10,000.00
396000 GRANT PROCEEDS	\$0.00	\$0.00	\$0.00	\$0.00	\$45,000.00
<b>xxxxxxxx</b>	<b>\$0.00</b>	<b>\$0.00</b>	<b>\$0.00</b>	<b>\$0.00</b>	<b>\$55,000.00</b>
<b>PARKS &amp; RECREATION FUND</b>	<b>\$0.00</b>	<b>\$0.00</b>	<b>\$0.00</b>	<b>\$0.00</b>	<b>\$513,328.25</b>

## 2015 Approved Budget

### Expenditure Line Item

#### BUDGET UNIT: PARKS & RECREATION FUND

Account	2012 Actual	2013 Actual	2014 Actual YTD (11/17)	2014 Adjusted Budget	2015 Approved Budget
420040 TELEPHONE	\$0.00	\$0.00	\$0.00	\$0.00	\$2,000.00
422020 ELECTRICITY	\$0.00	\$0.00	\$0.00	\$0.00	\$18,000.00
425090 MAINT SERV CONTRACT	\$0.00	\$0.00	\$0.00	\$0.00	\$14,000.00
429080 POLICE SERVICES	\$0.00	\$0.00	\$0.00	\$0.00	\$15,000.00
429090 MISC CONTRACTED SRVCS	\$0.00	\$0.00	\$0.00	\$0.00	\$30,000.00
430099 MISC SUPPLIES AND EXP	\$0.00	\$0.00	\$0.00	\$0.00	\$19,000.00
<b>xxxxxxx CITY ISLAND</b>	<b>\$0.00</b>	<b>\$0.00</b>	<b>\$0.00</b>	<b>\$0.00</b>	<b>\$98,000.00</b>
420040 TELEPHONE	\$0.00	\$0.00	\$0.00	\$0.00	\$3,000.00
422020 ELECTRICITY	\$0.00	\$0.00	\$0.00	\$0.00	\$4,000.00
425090 MAINT SERV CONTRACT	\$0.00	\$0.00	\$0.00	\$0.00	\$5,000.00
425094 MANSION MAINTENANCE	\$0.00	\$0.00	\$0.00	\$0.00	\$10,000.00
439015 OFFICE EQUIPMENT	\$0.00	\$0.00	\$0.00	\$0.00	\$3,000.00
429090 MISC CONTRACTED SRVCS	\$0.00	\$0.00	\$0.00	\$0.00	\$5,000.00
430099 MISC SUPPLIES AND EXP	\$0.00	\$0.00	\$0.00	\$0.00	\$5,000.00
<b>xxxxxxx RESERVOIR PARK</b>	<b>\$0.00</b>	<b>\$0.00</b>	<b>\$0.00</b>	<b>\$0.00</b>	<b>\$35,000.00</b>
429081 FIREWORK-JULY 4	\$0.00	\$0.00	\$0.00	\$0.00	\$0.00
429082 FIREWORK-KIPONA	\$0.00	\$0.00	\$0.00	\$0.00	\$0.00
429083 FIREWORK-MINOR EVENT	\$0.00	\$0.00	\$0.00	\$0.00	\$0.00
429084 MISC CONTRACTED SRVCS-JULY 4	\$0.00	\$0.00	\$0.00	\$0.00	\$5,000.00
429085 MISC CONTRACTED SRVCS-KIPONA	\$0.00	\$0.00	\$0.00	\$0.00	\$5,000.00
429086 MISC CONTRACTED SRVCS-MINOR EVENT	\$0.00	\$0.00	\$0.00	\$0.00	\$10,000.00
<b>xxxxxxx EVENTS</b>	<b>\$0.00</b>	<b>\$0.00</b>	<b>\$0.00</b>	<b>\$0.00</b>	<b>\$20,000.00</b>
414000 SALARIES & WAGES	\$0.00	\$0.00	\$0.00	\$0.00	\$167,000.00
419001 SOCIAL SECURITY	\$0.00	\$0.00	\$0.00	\$0.00	\$12,775.50
429015 TRAVEL	\$0.00	\$0.00	\$0.00	\$0.00	\$20,000.00
<b>xxxxxxx HIGHMARK</b>	<b>\$0.00</b>	<b>\$0.00</b>	<b>\$0.00</b>	<b>\$0.00</b>	<b>\$199,775.50</b>
414000 SALARIES & WAGES	\$0.00	\$0.00	\$0.00	\$0.00	\$45,000.00
419001 SOCIAL SECURITY	\$0.00	\$0.00	\$0.00	\$0.00	\$3,442.50
<b>xxxxxxx GENERAL</b>	<b>\$0.00</b>	<b>\$0.00</b>	<b>\$0.00</b>	<b>\$0.00</b>	<b>\$48,442.50</b>
<b>PARKS &amp; RECREATION FUND</b>	<b>\$0.00</b>	<b>\$0.00</b>	<b>\$0.00</b>	<b>\$0.00</b>	<b>\$401,218.00</b>

## WHBG FUND

The WHBG fund accounts for fee, contribution, advertising and grant revenue, along with related expenses, for use in the maintenance and betterment of the City's government access cable television channel and station.

### RESOURCE ALLOCATION 2015 APPROVED BUDGET

RESOURCES		APPROPRIATIONS	
WHBG BROADCASTING NTKW	8,000	WHBG FUND	8,000
FUND BALANCE PROPRIATION	0		
TOTAL RESOURCES	<u>8,000</u>	TOTAL APPROPRIATION	<u>8,000</u>

WHBG FUND  
2015 APPROVED BUDGET

	2012 Actual	2013 Actual	2014 Actual YTD (11/17)	2014 Adjusted Budget	2015 Approved Budget
REVENUE ANALYSIS DETAIL					
WHBG BROADCASTING NETWORK	0	0	0	0	8,000
TOTAL REVENUE	<u>0</u>	<u>0</u>	<u>0</u>	<u>0</u>	<u>8,000</u>
FUND BALANCE APPROPRIATION	0	0	0	0	0
TOTAL RESOURCES	<u>0</u>	<u>0</u>	<u>0</u>	<u>0</u>	<u>8,000</u>

EXPENDITURE ANALYSIS DETAIL					
CONSULTING	0	0	0	0	1,000
OTHER PROFESSIONAL FEES	0	0	0	0	1,000
CONTRACTED PERSONNEL SERVICES	0	0	0	0	5,000
TUITION/TRAINING	0	0	0	0	1,000
TOTAL EXPENDITURES	<u>0</u>	<u>0</u>	<u>0</u>	<u>0</u>	<u>8,000</u>



## **2015 Approved Budget**

Revenue Line Item

### **BUDGET UNIT: WHBG FUND**

Account	2012 Actual	2013 Actual	2014 Actual YTD (11/17)	2014 Adjusted Budget	2015 Approved Budget
384007 WBG BROADCASTING NTKW	\$0.00	\$0.00	\$0.00	\$0.00	\$8,000.00
<b>WHBG FUND</b>	<b>\$0.00</b>	<b>\$0.00</b>	<b>\$0.00</b>	<b>\$0.00</b>	<b>\$8,000.00</b>

## **2015 Approved Budget**

Expenditure Line Item

### **BUDGET UNIT: WHBG FUND**

Account	2012 Actual	2013 Actual	2014 Actual YTD (11/17)	2014 Adjusted Budget	2015 Approved Budget
421030 CONSULTING	\$0.00	\$0.00	\$0.00	\$0.00	\$1,000.00
421050 OTHER PROFESSIONAL FEES	\$0.00	\$0.00	\$0.00	\$0.00	\$1,000.00
429014 CONTRACTED PERSONNEL SERVICES	\$0.00	\$0.00	\$0.00	\$0.00	\$5,000.00
429001 TUITION/TRAINING	\$0.00	\$0.00	\$0.00	\$0.00	\$1,000.00
<b>WHBG FUND</b>	<b>\$0.00</b>	<b>\$0.00</b>	<b>\$0.00</b>	<b>\$0.00</b>	<b>\$8,000.00</b>

# **GLOSSARIES**

## **A -**

**ACCRUAL BASIS** - The method of accounting under which revenues are recorded when they are earned (whether or not cash is received at that time) and expenditures are recorded when goods or services are received (whether or not cash disbursements are made at that time).

**ACTIVITIES** - Specific services performed to accomplish program objectives and goals.

**AGENCY FUND** - Permanently established endowments where the annual income is used at the discretion of the organization in pursuit of a particular mandate.

**ALLOCATION** - The assignment or distribution of available resources such as revenue, personnel, buildings, and equipment among various City departments, bureaus, divisions, or offices.

**APPROPRIATION** - An authorization made by City Council which permits the City to incur obligations and to make expenditures or resources.

**APPROVED (ADOPTED) BUDGET** - The revenue and expenditure plan for the City for the fiscal year as enacted by City Council.

**ARBITRAGE** - Excess investment profits earned on the investment of lower-cost, tax-exempt bond proceeds.

**ASSESSED VALUATION** - The value placed upon real and personal property by the County tax assessor/appraiser as the basis for levying taxes.

**ASSET** - Property owned by the City which has monetary value.

**AUDIT** - Prepared by an independent certified public accounting firm, the primary objective of an audit is to determine if the City's general purpose financial statements present fairly the City's financial position and results of operations in conformity with the generally accepted accounting principles.

## **B -**

**BALANCED BUDGET** - Proposed revenues and other resources equal proposed appropriations.

**BOND** - A long-term promise to repay a specified amount of money (the face value amount of the bond) on a particular date (maturity date). Bonds are primarily used to finance capital projects.

**BUDGET** - A plan of financial operation comprised of an estimate of proposed expenditures for a fiscal year and the proposed means of financing those expenditures to fund City services in accordance with adopted policy.

**BUDGET CALENDAR** - The schedule of key dates or milestones which the City follows in the preparation and adoption of the budget.

**BUDGET DOCUMENT** - A compilation of the spending and funding plans for the various funds, along with supporting narrative, schedules, tables, and charts which, in total, comprises the annual resource allocation plan.

**BUDGET ORDINANCE** - An ordinance considered and adopted by City Council to formally enact the proposed budget as amended.

**BUDGET TRANSFER** - Adjustment made to the budget during the fiscal year to properly account for unanticipated changes that occur in revenues and/or expenditures and for program initiatives approved during the fiscal year.

**BUREAU** - The largest organizational component within a department which design is tied to service output or function.

## **C -**

**CAPITAL IMPROVEMENT PLAN (CIP)** - A multi-year plan to provide for equipment acquisition, improvement to public facilities, and construction of new facilities.

**CAPITAL OUTLAY** - Expenditures relating to the purchase of equipment, facility modifications, land, and other fixed assets.

**CAPITAL PROJECTS FUND** - A fund to account for the acquisition or construction of major capital facilities.

**CASH BASIS** - The method of accounting under which revenues are recorded when received in cash and expenditures are recorded when actually paid.

**CREDIT RATING** - The credit worthiness of an entity, as evaluated by independent agencies such as Moody's Investors Service, Inc. and Standard and Poor's Corp.

## **D -**

**DEBT SERVICE** - Payment of interest and principal on an obligation resulting from issuance of bonds and notes.

**DEBT SERVICE FUND** - A fund used to account for the accumulation of resources for, and the payment of, general long-term debt principal, interest and related costs.

**DEFICIT** - An excess of liabilities and reserves of a fund over its assets.

**DEPARTMENT** - The largest organizational component of the City which has been assigned overall management responsibility for an operation or a group of related operations within a functional area.

**DESIGNATED FUND BALANCE** - A portion of unreserved fund balance assigned by City policy for a specific future use.

**DIVISION** - The largest organizational component within a bureau which design is tied to a specific service output or function.

## **E -**

**ENCUMBRANCE** - A reservation of funds for an anticipated expenditure prior to actual payment for an item. Funds are reserved or encumbered once a contract obligation has been signed for an item, but prior to the cash payment actually being dispersed.

**ENTERPRISE FUND** - A fund used to account for revenues received for goods and services provided to the general public on a continuous basis and primarily financed through user charges.

**EXPENDABLE TRUST FUND** - Funds whose principal and income may be expended in the course of their designated operations. These funds may also be used to account for endowments whose principal may be expended in the course of their designated operations.

**EXPENDITURE** - Actual outlay of money for goods or services.

**EXPENSE** - Expenditures and other obligations (e.g., encumbrances) to expend money for goods and services.

## **F -**

**FICA** - City's portion of mandatory Social Security contribution (6.20%) and mandatory Medicare contribution (1.45%) for its employees payable to the federal government.

**FISCAL YEAR (FY)** - A twelve-month period designated as the operating year for an entity. The fiscal year for the City of Harrisburg is January 1 - December 31.

**FIXED ASSET** - Asset of a long-term nature such as land, buildings, machinery, furniture, and other equipment. The City has defined fixed assets as those with an expected useful life in excess of one year and an acquisition cost in excess of \$5,000.

**FRINGE BENEFITS** - Health and welfare related benefits for all full-time employees, such as medical, dental, vision, and life insurance coverage, and a prescription drug plan which are included in the employee's compensation package.

**FUND** - An accounting entity that records all financial transactions for specified activities or government functions. The six fund types used by the City are - General Fund, Capital Projects Fund, Debt Service Fund, Special Revenue Funds, Propriety (Utility) Funds, and Trust and Agency Funds.

**FUND BALANCE** - A cumulative excess of revenues over expenditures segregated by fund.

## **G -**

**GENERAL OBLIGATION BOND and NOTE** - Forms of borrowing (debt financing) which reflect written promises from the City to repay sums of money on specific dates at specified interest rates backed by the full faith, credit, and taxing power of the municipality.

**GOVERNMENTAL FUNDS** - Funds that account for the services provided to the general citizenry as opposed to a specific group. These funds focus on current financial resources, emphasizing budgetary control and available cash.

**GRANT** - A sum of money allotted from a specific governmental or non-profit organization to be used under certain circumstances for a designated purpose(s).

**I -**

**INFRASTRUCTURE** - The basic physical framework or foundation of the City, referring to its buildings, roads, bridges, sidewalks, water system, and sewer system.

**INTERFUND TRANSFER** - A transfer of money from one fund of the City to another fund of the City.

**L -**

**LIABILITY** - Debt or other legal obligations arising out of transactions in the past which must be paid, renewed, or refunded at some future date.

**LINE-ITEM BUDGET** - A budget that lists detailed expenditure categories such as salary, postage, and maintenance service contracts. The specific amount budgeted is also listed by category.

**LONG -TERM DEBT** - Debt with a maturity of more than one year after date of issuance.

**M -**

**MILL** - A taxation unit equal to one dollar of tax obligation for every \$1,000 of assessed valuation of property.

**MILLAGE** - The total tax obligation per \$1,000 of assessed valuation of property.

**MODIFIED ACCRUAL** - The method of accounting that is a mixture of both cash and accrual bases concepts. Revenues are recorded when they are both measurable and available to meet current liabilities. Expenditures are recorded when goods or services are received.

**N -**

**NOTE** - A short-term promise to repay a specified amount of money (the face value of the note) on a particular date (maturity date). Notes are primarily used to supplement current cash flow in anticipation of taxes and other revenues to be received, or to provide interim financing for capital projects in anticipation of the issuance of bonds.

**O -**

**OBJECTIVE** - A statement of purpose defined more specifically than a goal. (A goal may include several related objectives.) An objective normally indicates anticipated levels of achievement and is usually time limited and quantifiable.

**OPERATING EXPENSES** - Ongoing costs associated with sustaining City government operations such as: communications, professional fees, utilities, insurance, rentals, maintenance and repairs, contracted services, supplies, and minor capital.

**ORGANIZATIONAL CHART** - A chart representing the authority, responsibility, and relationships among departments, bureaus, and divisions within the City organization.

**P -**

**PART I CRIME** - Crimes that are classified as felonies, which are punishable by imprisonment. These crimes are more severe than a misdemeanor. These crimes consist of murder, rape, homicides, burglary, etc.

**PART II CRIME** - Crimes that are classified as misdemeanors, which are less offensive than felonies. These crimes consist of terroristic threats, trespassing, misconduct, theft, etc.

**PART-TIME POSITION** - A position regularly scheduled for no more than 25 hours per week.

**PERFORMANCE-BASED BUDGETING** - A method of allocating resources to achieve specific objectives based on program goals and measured results.

**PERFORMANCE INDICATOR** - A variable measuring the degree of goal and objective fulfillment achieved by programs.

**PERSONNEL SERVICES** - Expenditures relating to compensating employees of the City including wages, salaries, and special pay such as longevity, holiday, vacation, sick, personal, and bereavement; overtime and shift differential; fringe benefits such as FICA,

health, and life insurances; and miscellaneous expenditures such as pension plan contributions, workers' compensation, and unemployment compensation costs.

**PROGRAM** - An organized set of activities directed toward a common purpose or goal that an agency undertakes or proposes to carry out its responsibilities.

**PROPOSED BUDGET** - The City's resource allocation plan for the fiscal year as prepared and recommended by the Mayor for consideration by City Council.

**PROPRIETARY FUND** - A fund that accounts for businesslike operations that intend to recover their full cost through charges to customers and users.

## **R -**

**RESOURCE ALLOCATION PLAN** - The City's revenue and expenditure plan for the fiscal year.

**REVENUE** - Money received or collected by the City through taxation, licenses, grants, fees, fines, forfeitures, charges, investments, and interfund transfers.

**REVENUE BOND** - Long-term borrowing that is backed by the revenues from a specific project such as a water or sewer system improvement.

**RISK MANAGEMENT** - The coordinated and continuous effort to minimize potential financial and human resource losses arising from workers' compensation, liability, and property exposures.

## **S -**

**SPECIAL REVENUE FUND** - A fund used to account for the proceeds of specific revenue sources that are legally restricted to expenditures for specified purposes.

## **T -**

**TAX & REVENUE ANTICIPATION NOTE** – Short-term note issued on the premise that future tax collections and other revenues will be sufficient to meet repayment obligations, generally by the end of the calendar year.

**TAX BASE** - The total value of taxable property in the City.

## **U -**

**UNIT** - The smallest organizational component within a bureau which by design further delineates the distribution of workload to achieve a specific output or function.

## **Y -**

**YIELD** - The rate of return earned on an investment based on the cost of the investment.

---

## GLOSSARY OF ABBREVIATED TERMS

---

ADA - Americans with Disabilities Act  
AFSCME - American Federation of State, County, and Municipal Employees  
AID - Assistance for Impact Delegation Team  
ARB - Architectural Review Board  
AWTF - Advanced Wastewater Treatment Facility  
BTU - British Thermal Unit  
BU - Bargaining Unit  
CAC - Community Action Commission  
CAD - Computer Aided Dispatch  
CAFR - Comprehensive Annual Financial Report  
CAT - Capital Area Transit  
CBD - Central Business District  
CCU H.E.L.P. - Christian Churches United H.E.L.P.  
C/D - Construction/Demolition Wastes  
CDBG - Community Development Block Grant  
CDC - Community Development Corporation  
CED - Community & Economic Development  
CFM - Cubic Feet Per Minute  
CIP - Capital Improvement Plan  
CLG - Certified Local Government  
CREDC - Capital Region Economic Development Corporation  
DARE - Drug Abuse Resistance and Education  
DBHD - Department of Building and Housing Development  
DEP - Department of Environmental Protection  
DID - Downtown Improvement District  
DJ - District Justice  
DOA - Department of Administration  
DPW - Department of Public Works  
EIT - Earned Income Tax  
EMS - Emergency and Municipal Services Tax  
EOP - Emergency Operation Plan  
EPA - Environmental Protection Agency  
EZ COMP - Enterprise Zone Competitive Grant  
FEMA - Federal Emergency Management Agency  
FERC - Federal Energy Regulatory Commission  
FICA - Federal Insurance Contributions Act  
FMV - Fair Market Value  
FOP - Fraternal Order of Police  
FTE - Full-time Equivalent  
FY - Fiscal Year  
GAAP - Generally Accepted Accounting Principles  
GFOA - Government Finance Officers Association of the United States and Canada  
GIS - Geographic Information System  
G.O. - General Obligation  
HACC - Harrisburg Area Community College  
HAND - Housing and Neighborhood Development  
HARB - Harrisburg Architectural Review Board  
HATS - Harrisburg Area Transportation Study Group  
HBN - Harrisburg Broadcasting Network  
HCEA - Harrisburg Community Economic Affairs  
HDC - Harrisburg Development Corporation  
HHA - Harrisburg Housing Authority  
HoDAG - Housing Development Action Grant  
HOP - Home Ownership Opportunity Program



---

## GLOSSARY OF ABBREVIATED TERMS

---

HPA - Harrisburg Parking Authority  
HPC - Harrisburg Planning Commission  
HRA - Harrisburg Redevelopment Authority  
HRRF - Harrisburg Resource Recovery Facility  
HU - Harrisburg University  
HUD - Housing and Urban Development  
IAFF - International Association of Firefighters  
LED - Light Emitting Diode  
LTAP - Local Transportation Assistance Program  
MBE/WBE - Minority Business Enterprise/Women's Business Enterprise  
MCI - Managing Criminal Investigation  
MCL - Maximum Contamination Level  
MGMT - Management  
MOED - Mayor's Office for Economic Development and Special Projects  
MSA - Metropolitan Statistical Area  
MSW - Municipal Solid Waste  
NMAAH - National Museum of African American History  
NPDES - National Pollution Discharge Elimination System  
NTU - Nephelometric Turbidity Unit  
OBID - Office of Business and Industrial Development  
OMBE - Office of Minority Business Enterprise  
OPT - Occupational Privilege Tax  
PAL - Police Athletic League  
PASSHE - Pennsylvania State System of Higher Education  
PA-TF1 - Pennsylvania Task Force 1  
PBB - Performance-Based Budgeting  
PennDOT - Pennsylvania Department of Transportation  
PIB - Pennsylvania Infrastructure Bank  
PIDA - Pennsylvania Industrial Development Authority  
pH - Percent Hydrogen  
PHEAA - Pennsylvania Higher Education Assistance Agency  
PPB - Performance Program Budget  
PRPS - Pennsylvania Recreation and Park Society  
PSB - Public Safety Building  
PSECU - Pennsylvania State Employees Credit Union  
PSU - Pennsylvania State University  
REDDI - Regional Economic Development District Initiatives  
RTS - Ready to Serve  
SARAA - Susquehanna Area Regional Airport Authority  
SBF - Small Business First  
SHARP - Special Hazards Advanced Rescue Personnel  
T & A - Trust and Agency  
TAP - Traffic Accident Prevention  
THA - The Harrisburg Authority  
TRAN - Tax & Revenue Anticipation Note  
TUH - Temple University Harrisburg  
UCR - Uniform Crime Reporting  
UDAG - Urban Development Action Grant  
USAR - Urban Search and Rescue  
USGS - United States Geological Service  
VMC - Vehicle Management Center  
WHBG - TV station run by Harrisburg Broadcasting Network  
WPCACP - Water Pollution Control Association of Central Pennsylvania  
ZHB - Zoning Hearing Board

# **BUDGET ORDINANCES**

---

---

Bill No. 19-2014

Ordinance No. 14

Harrisburg City Council  
Ordinance  
**NO. 14 of Session 2014**

---

---

**Moved by Ben Allatt – November 25, 2014**

---

An Ordinance establishing the budget for the Municipal Government of the City of Harrisburg for the year Two Thousand Fifteen (2015).

**Seconded by: Shamaine Daniels**

Passed by City Council: December 23, 2014

Signed by the Mayor: December 24, 2014

**(See the entire bill attached hereto)**

Moved by:

*Ben J. Allard*

An Ordinance establishing the budget for the Municipal Government of the City of Harrisburg for the year Two Thousand Fifteen (2015).

\$59,429,886

**SECTION 1. GENERAL FUND**

~~\$59,359,748~~

*Fifty-Nine Million Four Hundred Twenty-Nine Thousand Eight Hundred Eighty-Six Dollars*  
Appropriations in the amount of ~~Fifty-Nine Million Three Hundred Fifty-Nine Thousand Seven Hundred Forty-Eight Dollars~~ are hereby made to the General Fund as specified in Exhibit "A" and summarized as follows:

**FOR: GENERAL GOVERNMENT**

~~\$ 1,909,452~~

\$ 1,901,378

**To: City Council (0101):**

Personnel	\$ 279,352
Services	\$ 159,488
Supplies	\$ 19,255
Other	<u>\$ 0</u>

\$ 458,095

**To: Mayor's Office (0102):**

Personnel	<del>\$ 301,420</del> 293,346
Services	\$ 12,514
Supplies	\$ 3,300
Other	<u>\$ 2,000</u>

\$ ~~319,234~~ 311,160

**To: City Controller's Office (0103):**

Personnel	\$ 140,483
Services	\$ 9,000
Supplies	\$ 11,000
Other	<u>\$ 0</u>

\$ 160,483

**To: City Treasurer's Office (0104):**

Personnel	\$ 294,882
Services	\$ 61,000
Supplies	\$ 12,500
Other	<u>\$ 20,000</u>

\$ 388,382

47 To: City Solicitor's Office (0105):

48 Personnel \$ 375,790  
49 Services \$ 171,400  
50 Supplies \$ 36,068  
51 Other \$ 0

52 Total - City Solicitor's Office \$ 583,258

53  
54  
55 FOR: DEPARTMENT OF ADMINISTRATION

~~\$ 2,571,702~~  
\$ 2,577,623

56  
57 To: Office of the Business Administrator (0110):

58 Personnel \$ 80,737  
59 Services \$ 14,450  
60 Supplies \$ 2,700  
61 Other \$ 0

62 Total - Business Administrator \$ 97,887

63  
64 To: Bureau of Financial Management (0112):

65 Personnel \$ ~~413,555~~ 416,247  
66 Services \$ 275,640  
67 Supplies \$ 11,532  
68 Other \$ 0

69 Total - Financial Management \$ ~~700,727~~ 703,419

70  
71 To: Bureau of Communication (0114):

72 Personnel \$ ~~102,268~~ 105,497  
73 Services \$ 11,849  
74 Supplies \$ 7,305  
75 Other \$ 0

76 Total - Communication \$ ~~121,422~~ 124,651

77  
78 To: Bureau of Risk Management (0115):

79 Personnel \$ 74,279  
80 Services \$ 720  
81 Supplies \$ 1,500  
82 Other \$ 0

83 Total - Risk Management \$ 76,499

84  
85 To: Bureau of Information Technology (0116):

86 Personnel \$ 446,725  
87 Services \$ 239,700  
88 Supplies \$ 128,415  
89 Other \$ 93,000

90 Total - Information Technology \$ 907,840

91

92

93 To: Bureau of Human Resources (0117):

94 Personnel \$ 230,739  
95 Services \$ 47,250  
96 Supplies \$ 2,400  
97 Other \$ 0

98 Total - Human Resources \$ 280,389

100 To: Bureau of Operations and Revenue (0124):

101 Personnel \$ 192,292  
102 Services \$ 166,451  
103 Supplies \$ 27,000  
104 Other \$ 1,195

105 Total - Operations and Revenue \$ 386,938

106  
107  
108  
109 FOR: DEPARTMENT OF COMMUNITY &  
110 ECONOMIC DEVELOPMENT

~~\$ 893,882~~

\$ 877,734

111 To: Office of the Director (0134):

112 Personnel \$ 26,913  
113 Services \$ 0  
114 Supplies \$ 0  
115 Other \$ 0

116 Total - Office of the Director \$ 26,913

117  
118 To: Bureau of Planning (0135):

119 Personnel \$ 97,703  
120 Services \$ 218,545  
121 Supplies \$ 2,300  
122 Other \$ 0

123 Total - Planning \$ 318,548

124  
125 To: Bureau of Business Development (0139):

126 Personnel \$ ~~75,355~~ 59,207  
127 Services \$ 0  
128 Supplies \$ 0  
129 Other \$ 0

130 Total - Business Development \$ ~~75,355~~ 59,207

131  
132 To: Bureau of Parks & Recreation (0180):

133 Personnel \$ 365,023  
134 Services \$ 53,600  
135 Supplies \$ 6,000  
136 Other \$ 0

137 Total - Parks & Recreation \$ 424,623  
138

**To: Bureau of Act, Culture & Tourism (0181):**

Personnel	\$ 48,443
Services	\$ 0
Supplies	\$ 0
Other	\$ 0

**Total - Act, Culture & Tourism** \$ 48,443

**FOR: DEPARTMENT OF PUBLIC SAFETY**

**\$ 24,209,181**

**To: Bureau of Codes Enforcement (0137):**

Personnel	\$ 641,403
Services	\$ 23,875
Supplies	\$ 6,700
Other	\$ 0

**Total - Codes Enforcement** \$ 671,978

**To: Bureau of Police (0142):**

Personnel	\$ 14,475,614
Services	\$ 802,256
Supplies	\$ 99,100
Other	\$ 427,000

**Total - Bureau of Police** \$ 15,803,970

**To: Bureau of Fire (0151):**

Personnel	\$ 7,078,443
Services	\$ 299,140
Supplies	\$ 265,650
Other	\$ 90,000

**Total - Bureau of Fire** \$ 7,733,233

**FOR: DEPARTMENT OF PUBLIC WORKS**

~~\$ 7,898,223~~  
\$ 7,986,662

**To: Office of the Director (0160):**

Personnel	\$ <del>521,297</del> 533,397
Services	\$ <del>1,091,150</del> 1,079,050
Supplies	\$ 77,850
Other	\$ 760,000

**Total - Office of the Director** \$ 2,450,297

**To: Bureau of Neighborhood Services - City Services (0162):**

Personnel	\$ <del>1,532,323</del> 1,620,762
Services	\$ 1,030,216
Supplies	\$ 586,127
Other	\$ 409,741

**Total - Neighborhood Services** \$ ~~3,558,407~~  
3,646,846

To: Bureau of Vehicle Management (0172):

Personnel	\$ 475,903	
Services	\$ 277,883	
Supplies	\$ 1,035,733	
Other	\$ <u>100,000</u>	
Total - Vehicle Management		\$ 1,889,519

FOR: GENERAL EXPENSES (0188): \$ 13,354,078

To: Personnel	\$ 10,300,637	
Services	\$ 1,234,179	
Supplies	\$ 306	
Other	\$ <u>1,818,956</u>	
Total - General Expenses		\$ 13,354,078

FOR: TRANSFERS TO OTHER FUNDS (0189): \$ 8,523,230

To: Debt Service Fund	\$ 8,273,230	
To: Blight Remediation Fund	\$ 250,000	

SECTION 2. STATE LIQUID FUELS TAX FUND \$ 984,014

Appropriations in the sum of **Nine Hundred Eighty Four Thousand Fourteen Dollars** are hereby made to the State Liquid Fuels Tax Fund as specified in Exhibit "A" and summarized as follows:

To: State Liquid Fuels Tax Fund (2020)

Personnel	\$ <del>0</del> 41,640	
Services	\$ 395,500	
Supplies	\$ 488,514	
Other	\$ <u>100,000</u> 52,360	
Total - State Liquid Fuels Tax Fund:		\$ 984,014

SECTION 3. HOST MUNICIPALITY FEES FUND

\$ 544,037  
~~\$ 279,537~~

Appropriations in the sum of **Five Hundred Forty Four Thousand Thirty Seven Dollars** ~~Two Hundred Seventy Nine Thousand Five Hundred Thirty Seven Dollars~~ are hereby made to the Host Municipality Fees Fund as specified in Exhibit "A" and summarized as follows:

To: Host Municipality Fees Fund (2110):

Personnel	\$ 124,537	
Services	\$ <del>0</del> 117,000	



231           Supplies                                 \$     ~~0~~ 22,500  
232           Other                                 \$ 155,000 280,000  
233           Total – Host Municipality Fees Fund:         \$ ~~279,537~~  
234   544,037

237           **SECTION 4. DEBT SERVICE FUND**

\$ 8,867,968

238  
239           Appropriations in the sum of **Eight Million Eight Hundred Sixty-Seven Thousand**  
240 **Nine Hundred Sixty-Eight Dollars** are hereby made to the Debt Service Fund as specified in  
241 Exhibit "A" and summarized as follows:  
242

243           **To: Debt Service Fund**                                 \$ 8,867,968

246  
247           **SECTION 5. SANITATION UTILITY FUND**

\$ 4,405,761  
~~\$ 4,305,761~~

248  
249           Appropriations in the sum of <sup>Four</sup> **Four Million ~~Three~~ Hundred Five Thousand Seven**  
250 **Hundred Sixty-One Dollars** are hereby made to the Sanitation Utility Fund as specified in  
251 Exhibit "A" and summarized as follows:  
252

253           **To: Bureau of Neighborhood Services - Sanitation (2710):**

254           Personnel                                 \$ 1,555,801  
255           Services                                 \$ 828,985  
256           Supplies                                 \$ 196,800  
257           Other                                 \$ 1,724,175 1,824,175  
258           Total – Sanitation Utility Fund         \$ ~~4,305,761~~  
259   4,405,761

262           **SECTION 6. DISPOSAL FUND**

\$ 8,958,358

264           Appropriations in the sum of **Eight Million Nine Hundred Fifty-Eight Thousand**  
265 **Three Hundred Fifty-Eight Dollars** are hereby made to the Disposal Fund as specified in  
266 Exhibit "A" and summarized as follows:  
267

268           **To: Disposal Fund (2810):**

269           Personnel                                 \$           0  
270           Services                                 \$ 6,963,758  
271           Supplies                                 \$ 1,634,200  
272           Other                                 \$ 360,400  
273           Total – Disposal Fund                         \$ 8,958,358

**SECTION 7. BLIGHT REMEDIATION FUND**

**\$ 306,000**

Appropriations in the sum of **Three Hundred Six Thousand Dollars** are hereby made to the Blight Remediation Fund as specified in Exhibit "A" and summarized as follows:

**To: Blight Remediation Fund :**

Salvage	\$ 14,000	
Land Bank	\$ 250,000	
Permit Penalty	\$ 42,000	
Vacant Property Registry	\$ 0	
<b>Total – Blight Remediation Fund</b>		<b>\$ 306,000</b>

**SECTION 8. SPECIAL EVENTS & PROJECTS REIMB FUND**

**\$ 0**

Appropriations in the sum of **Zero Dollar** are hereby made to the Special Events & Projects Reimb Fund as specified in Exhibit "A" and summarized as follows:

**To: Special Events & Projects Reimb Fund** **\$ 0**

**SECTION 9. FIRE PROTECTION FUND**

**\$ 0**

Appropriations in the sum of **Zero Dollar** are hereby made to the Fire Protection Fund as specified in Exhibit "A" and summarized as follows:

**To: Fire Protection Fund** **\$ 0**

**SECTION 10. POLICE PROTECTION FUND**

**\$ 0**

Appropriations in the sum of **Zero Dollar** are hereby made to the Police Protection Fund as specified in Exhibit "A" and summarized as follows:

**To: Police Protection Fund** **\$ 0**

**SECTION 11. PARKS & RECREATION FUND**

**\$ 401,218**

Appropriations in the sum of **Four Hundred One Thousand Two Hundred Eighteen Dollars** are hereby made to the Parks & Recreation Fund as specified in Exhibit "A" and summarized as follows:

**To: Parks & Recreation Fund :**

City Island	\$ 98,000
-------------	-----------

Reservoir Park	\$	35,000	
Events	\$	20,000	
Highmark	\$	199,776	
General Salaries	\$	48,442	
Total – Parks & Recreation Fund	\$		401,218

**SECTION 12. WHBG FUND** \$ 8,000

Appropriations in the sum of **Eight Thousand Dollars** are hereby made to the WHBG Fund as specified in Exhibit "A" and summarized as follows:

**To: WHBG Fund** \$ 8,000

**SECTION 13. ESTIMATED RESOURCES**

The estimated resources of the City of Harrisburg for the year 2015 are as follows:

<b>GENERAL FUND</b>	<del>\$ 59,370,699</del> <sup>59,470,699</sup>
<b>STATE LIQUID FUELS TAX FUND</b>	\$ 984,014
<b>HOST MUNICIPALITY FEES FUND</b>	\$ <del>280,000</del> <sup>544,500</sup>
<b>DEBT SERVICE FUND</b>	\$ 8,867,968
<b>SANITATION UTILITY FUND</b>	\$ <del>4,305,761</del> <sup>4,405,761</sup>
<b>DISPOSAL FUND</b>	\$ 8,958,358
<b>BLIGHT REMEDIATION FUND</b>	\$ 401,931
<b>SPECIAL EVENTS &amp; PROJECTS REIMB FUND</b>	\$ 1,820
<b>FIRE PROTECTION FUND</b>	\$ 76,352
<b>POLICE PROTECTION FUND</b>	\$ 179,773
<b>PARKS &amp; RECREATION FUND</b>	\$ 513,328
<b>WHBG FUND</b>	\$ 8,000
<b><u>TOTAL 2015 PROPOSED BUDGET</u></b>	<del>\$ 83,948,004</del> <sup>84,412,504</sup>

369  
370  
371 **SECTION 14. DELEGATION**  
372

373 Appropriate City officials are authorized and directed to take such actions as are  
374 necessary to effectuate this ordinance.  
375

376 **SECTION 15. SEVERABILITY**  
377

378 If any provision, sentence, clause, section, or part of this ordinance or the application  
379 thereof to any person or circumstance is for any reason found to be unconstitutional, illegal or  
380 invalid by a court of competent jurisdiction, such unconstitutionality, illegality or invalidity  
381 shall not affect or impair any of the remaining provisions, sentences, clauses, sections, or parts  
382 of this ordinance. It is hereby declared as the intent of the Council of the City of Harrisburg that  
383 this ordinance would have been adopted had such unconstitutional, illegal or invalid provision,  
384 sentence, clause, section, or part not been included herein.  
385

386 **SECTION 16. REPEALER**  
387

388 All ordinances or parts of ordinances in conflict herewith be and the same are hereby  
389 repealed.  
390

391 **SECTION 17. EFFECTIVE DATE**  
392

393 This ordinance shall take effect in accordance with the provisions of the law.  
394  
395  
396

397  
398 Seconded by: Shanair L. Davis  
399

400  
401 City Council: \_\_\_\_\_  
402

403 Signed by the Mayor: [Signature]  
404

City Council December 23, 2014

Wanda R. H. Williams  
President of City Council

Attest: [Signature]  
Assistant City Clerk

☒ Approved

☐ Returned to City Council with objections

[Signature]  
Mayor  
12/24/14

YEAS		NAYS
<input checked="" type="checkbox"/>	MR. ALLATT	
<input checked="" type="checkbox"/>	MR. BALTIMORE	
<input checked="" type="checkbox"/>	MS. DANIELS	
<input checked="" type="checkbox"/>	MR. KOPLINSKI	
	MS. REID	
<input checked="" type="checkbox"/>	MS. WILSON	
<input checked="" type="checkbox"/>	MS. WILLIAMS	
Yeas	6	
Nays	0	

Harrisburg City Council  
Ordinance  
**NO. 1 of Session 2015**

---

---

**Moved by Ben Allatt – November 25, 2014**

---

An Ordinance amending the Codified Ordinances of the City of Harrisburg, Title V, Licensing and Taxation, Part V, Real Estate Taxes, Chapter 5-501, Property Tax, by establishing for the year Two Thousand Fifteen (2015) a tax levy on land and improvements and providing for the distribution of taxes levied and assessed and providing for a tax rebate for the difference between the tax due and attributable to the year Two Thousand Fifteen (2015) tax levy over the tax due and attributable to the year Two Thousand Six (2006) tax levy for qualifying senior citizens.

**WHEREAS**, Ordinance 26 of 2006 established the current tax rate levied and assessed against all taxable land improvements thereon; and

**WHEREAS**, The City of Harrisburg recognizes the severe economic plight of certain senior citizens who are property owners with fixed incomes who are faced with rising costs of living and constantly increasing tax and inflation burdens which threaten their homesteads and self-sufficiency; and

**WHEREAS**, The City of Harrisburg considers it to be a matter of sound public policy to make special provision for property tax rebates to that class of senior citizens who are real property taxpayers and whose household income is within the poverty guidelines as determined by the United States Department of Health and Human Services; and

**WHEREAS,** The City of Harrisburg wishes to provide property tax rebates to that class of senior citizens who qualify for same.

**NOW, THEREFORE, BE IT ORDAINED BY THE COUNCIL OF HARRISBURG, AND IT IS HEREBY ENACTED BY AUTHORITY OF THE SAME,** as follows:

Sections 5-501.1, 5-501.2, 5-501.3, and 5-501.6 of the Codified Ordinance are deleted in their entireties and replaced as follows:

**SECTION 1. 5-501.1 TAX LEVY ON LAND**

There is hereby levied and assessed against all land within the City of Harrisburg, which is taxable for City purposes, exclusive of buildings and site improvements located thereon, if any, and upon all persons owning said land, a tax at the rate of Thirty and Ninety-Seven Hundredths Mills (.03097) per dollar for the fiscal year 2015. For purposes of computing said tax, the valuation of said land as taken from other books and records of the Dauphin County Assessor of Taxes shall be used. Said tax amounts to Three Dollars and Nine and Seven Tenths Cents (\$3.097) on each \$100.00 of assessed value.

**SECTION 2. 5-501.2 TAX LEVY ON BUILDING AND IMPROVEMENTS**

There is hereby levied and assessed against all buildings and site improvements, whether residential, commercial or otherwise, within the City of Harrisburg, which are taxable for the City purposes, exclusive of the land on which such buildings and site improvements are located

and upon all persons owning such buildings and site improvements, a tax at the rate of Five and Sixteen Hundredths Mills (.005160) per dollar for fiscal year 2015. For purposes of computing said tax, the valuation of said buildings and site improvements as taken from the books and records of the Dauphin County Tax Assessment Office shall be used. Said tax amounts to Fifty-One and Six Tenths Cents (\$.516) on each \$100.00 of assessed value.

### **SECTION 3. 5-501.3 TAX DISTRIBUTION**

The tax levied and assessed pursuant to Sections 5-501.1 and 5-501.2 is amended to read as follows:

(a) For General Revenue, Three and Eight Hundred Twenty Thousandths of one mill (.003820) or Thirty Eight and Two Tenths Cents (\$.382) on each \$100.00 of assessed value.

(b) For payment of Debt Service, i.e., payment on bonded indebtedness, Five and Five Hundred Eighty-Seven Thousandths Mills (.005587) or Fifty-Five and Eighty-Seven Hundredths Cents (\$.5587) on each \$100.00 of assessed value.

(c) For a contribution to the Police Pension Plan, One and Two Hundred Eighty-Seven Thousandths of One Mill (.001287) or Twelve and Eighty-Seven Hundredths of One Cent (\$.1287) on each \$100.00 of assessed value.

(d) For a contribution for recreation purposes, Two Hundred and Sixty-One Thousandths Mills (.000261) or Two and Sixty-One Hundredths Cents (\$.0261) on each \$100.00 of assessed

value.

\* \* \* \* \*

#### **SECTION 4. 5-501.6 SENIOR CITIZEN PROPERTY TAX REBATE**

(a) Definitions:

(1) Assessed Value: The taxable value of property as determined by the Dauphin County Board of Property Assessment, Appeals and Review.

(2) Eligible Taxpayer: An owner and occupant of a principal residence in the City of Harrisburg who is:

a. A single person sixty-five (65) years of age or older during a calendar year in which the City of Harrisburg real property taxes are due and assessed; or

b. Married persons in either of the following situations:

1. Both spouses are the deeded owners and either one or both are sixty-five (65) years of age or older during a calendar year in which the City of Harrisburg real property taxes are due and assessed; or

2. One spouse is the deeded owner and that spouse is sixty-five (65) or older during a calendar year in which the City of Harrisburg real property taxes are due and assessed.



(3) Household Income. All income received by an eligible taxpayer during a calendar year.

(4) Income. All income from whatever source derived, including but not limited to, salaries, wages, bonuses, commissions, income from self-employment, alimony, support money, cash public assistance and relief, the gross amount of any pensions or annuities including railroad retirement benefits, all benefits received under the Federal Social Security Act (except Medicare benefits), all benefits received under state unemployment insurance laws and veterans' disability payments, all interest received from the federal or any state government, or any instrumentality or political subdivision thereof, realized capital gains, rentals, workers compensation and the gross amount of loss of time insurance benefits, life insurance benefits and proceeds (except the first five thousand dollars (\$5,000.00) of the total of death benefit payment), and gifts of cash or property (other than transfers by gift between members of a household) in excess of a total value of three hundred dollars (\$300.00), but shall not include surplus food or other relief in kind supplied by a government agency or property tax or rent rebate or inflation dividend.

(5) Person. A natural person.

(6) Poverty Guidelines. The gross amount of income based on size of household as determined by the United States Department of Health and Human Services to determine the amount of Americans living in poverty and to determine financial eligibility for certain programs.

(7) Principal Residence. The dwelling house of the eligible taxpayer including the principal house and lots used in connection therewith, which contribute to enjoyment, comfort and convenience.

(8) Property Tax Rebate. The amount equal to the difference between the property tax due and attributable to the year Two Thousand Fifteen (2015) tax levy as indicated in Sections 5-501.1 and 5-501.2 of this Chapter and the Two Thousand Six (2006) tax levy indicated in Ordinance 26 of 2006.

(a) Participation in the Senior Citizen Property Tax Rebate Program

(1) Any eligible taxpayer paying property taxes in the City of Harrisburg whose total household income does not exceed the poverty guidelines may apply to the Office of the City Treasurer for a property tax rebate. For purposes of calculating total household income, the applicant shall use only fifty percent (50%) of applicable Social Security Benefits, SSI Benefits, and Railroad Retirement Benefits.

(2) In order to be eligible to participate in the Senior Citizen Property Tax Rebate Program, the applicant must meet the following conditions:

a. The applicant must be a single person sixty-five (65) years of age or older during the calendar year; or be married persons with both spouses being the deeded owners of

( the property and either or both spouses being sixty-five (65) years of age or older during the calendar year; or be married persons with one spouse being the deeded owner of the property and that spouse being sixty-five (65) years of age or older during the calendar year.

b. The property owned by the applicant must be the principal residence and domicile of the applicant.

c. The applicant's total household income must not exceed the poverty guidelines as determined by the United States Department of Health and Human Services for the tax year for which the rebate is sought.

( d. The applicant must have remitted payment for the full amount of the year Two Thousand Fifteen (2015) tax levy prior to making application for the Senior Citizen Property Tax Rebate Program or the applicant must remit payment for the full amount of the year Two Thousand Fifteen (2015) tax levy at the time of making application for the Senior Citizen Property Tax Rebate Program. In either case, no rebate will be forthcoming until payment in full is received by the City and properly credited to the applicant's property tax account. Applicants paying the Two Thousand Fifteen (2015) property tax by installments as indicated in Section 5-501.4(b) of this Chapter shall not be eligible for the Senior Citizen Property Tax Rebate Program.

( e. Any other criteria set by the City of Harrisburg or the Office of the City Treasurer reasonably necessary to effectuate this Ordinance.

(3) Applications for the Senior Citizen Property Tax Rebate Program must be completed in their entirety and received in the Office of the City Treasurer no later than 4:00 o'clock p.m. on Friday, May 23, 2015. Failure to submit completed applications before the indicated deadline shall forfeit participation in the Senior Citizen Property Tax Rebate Program even if the taxpayer would have otherwise qualified as an eligible taxpayer.

(c) City Treasurer Duties.

(1) The City Treasurer shall independently certify those applicants who are eligible taxpayers and whose household income does not exceed the poverty guidelines for the tax year for which a rebate is sought.

(2) The City Treasurer shall deny participation in the Senior Citizen Property Tax Rebate Program to any applicant as to whom it is determined that a delinquency exists for any City of Harrisburg tax, water charge, sewage charge, fees, or municipal claims.

(3) The City Treasurer shall have the authority to issue rules and regulations with respect to the administration of the Senior Citizen Tax Rebate Program. Such rules and regulations shall include, but not limited to, reasonable proof of household income, proof of residence, proof of qualification for or receipt of a property rebate under the Property Tax and Rent Rebate Program or the Taxpayer Relief Act or any other reasonable requirements and conditions as may be necessary to operate the Senior Citizen Property Tax Rebate Program.

## **SECTION 5. DELEGATION**

Appropriate City officials are authorized and directed to take such actions as are necessary to effectuate this Ordinance.

## **SECTION 6. SEVERABILITY**

If any provision, sentence, clause, section, or part of this ordinance or the application thereof to any person or circumstance is for any reason found to be unconstitutional, illegal or invalid by a court of competent jurisdiction, such unconstitutionality, illegality or invalidity shall not effect or impair any of the remaining provisions, sentences, clauses, sections, or parts of this Ordinance. It is hereby declared as the intent of the Council of the City of Harrisburg that this ordinance would have been adopted had such unconstitutional, illegal or invalid provision, sentence, clause, section, or part not been included herein.

## **SECTION 7. REPEALER**

All ordinances or parts of ordinances in conflict herewith be and the same are hereby repealed.

## **SECTION 8. EFFECTIVE DATE**

This ordinance shall take effect in accordance with the provisions of the law and shall expire on December 31, 2015 unless extended by approval of City Council.

**Seconded by: Shamaine Daniels**

Passed by City Council: January 13, 2015

Signed by the Mayor: January 15, 2015

BILL NO. 20 of 2014

Moved by: Bry Jallat

An Ordinance amending the Codified Ordinances of the City of Harrisburg, Title V, Licensing and Taxation, Part V, Real Estate Taxes, Chapter 5-501, Property Tax, by establishing for the year Two Thousand Fifteen (2015) a tax levy on land and improvements and providing for the distribution of taxes levied and assessed and providing for a tax rebate for the difference between the tax due and attributable to the year Two Thousand Fifteen (2015) tax levy over the tax due and attributable to the year Two Thousand Six (2006) tax levy for qualifying senior citizens.

**WHEREAS**, Ordinance 26 of 2006 established the current tax rate levied and assessed against all taxable land improvements thereon; and

**WHEREAS**, The City of Harrisburg recognizes the severe economic plight of certain senior citizens who are property owners with fixed incomes who are faced with rising costs of living and constantly increasing tax and inflation burdens which threaten their homesteads and self-sufficiency; and

**WHEREAS**, The City of Harrisburg considers it to be a matter of sound public policy to make special provision for property tax rebates to that class of senior citizens who are real property taxpayers and whose household income is within the poverty guidelines as determined by the United States Department of Health and Human Services; and

**WHEREAS**, The City of Harrisburg wishes to provide property tax rebates to that class of senior citizens who qualify for same.

**NOW, THEREFORE, BE IT ORDAINED BY THE COUNCIL OF HARRISBURG, AND IT IS HEREBY ENACTED BY AUTHORITY OF THE SAME**, as follows:

Sections 5-501.1, 5-501.2, 5-501.3, and 5-501.6 of the Codified Ordinance are deleted in their entireties and replaced as follows:

**SECTION 1. 5-501.1 TAX LEVY ON LAND**

There is hereby levied and assessed against all land within the City of Harrisburg, which is taxable for City purposes, exclusive of buildings and site improvements located thereon, if any, and upon all persons owning said land, a tax at the rate of Thirty and Ninety-Seven Hundredths Mills (.03097) per dollar for the fiscal year 2015. For purposes of computing said tax, the valuation of said land as taken from other books and records of the Dauphin County

Assessor of Taxes shall be used. Said tax amounts to Three Dollars and Nine and Seven Tenths Cents (\$3.097) on each \$100.00 of assessed value.

## **SECTION 2. 5-501.2 TAX LEVY ON BUILDING AND IMPROVEMENTS**

There is hereby levied and assessed against all buildings and site improvements, whether residential, commercial or otherwise, within the City of Harrisburg, which are taxable for the City purposes, exclusive of the land on which such buildings and site improvements are located and upon all persons owning such buildings and site improvements, a tax at the rate of Five and Sixteen Hundredths Mills (.005160) per dollar for fiscal year 2015. For purposes of computing said tax, the valuation of said buildings and site improvements as taken from the books and records of the Dauphin County Tax Assessment Office shall be used. Said tax amounts to Fifty-One and Six Tenths Cents (\$.516) on each \$100.00 of assessed value.

## **SECTION 3. 5-501.3 TAX DISTRIBUTION**

The tax levied and assessed pursuant to Sections 5-501.1 and 5-501.2 is amended to read as follows:

(a) For General Revenue, Three and Eight Hundred Twenty Thousandths of one mill (.003820) or Thirty Eight and Two Tenths Cents (\$.382) on each \$100.00 of assessed value.

(b) For payment of Debt Service, i.e., payment on bonded indebtedness, Five and Five Hundred Eighty-Seven Thousandths Mills (.005587) or Fifty-Five and Eighty-Seven Hundredths Cents (\$.5587) on each \$100.00 of assessed value.

(c) For a contribution to the Police Pension Plan, One and Two Hundred Eighty-Seven Thousandths of One Mill (.001287) or Twelve and Eighty-Seven Hundredths of One Cent (\$.1287) on each \$100.00 of assessed value.

(d) For a contribution for recreation purposes, Two Hundred and Sixty-One Thousandths Mills (.000261) or Two and Sixty-One Hundredths Cents (\$.0261) on each \$100.00 of assessed value.

\* \* \* \* \*

## **SECTION 4. 5-501.6 SENIOR CITIZEN PROPERTY TAX REBATE**

(a) Definitions:

(1) Assessed Value: The taxable value of property as determined by the Dauphin County Board of Property Assessment, Appeals and Review.



( 92 (2) Eligible Taxpayer: An owner and occupant of a principal residence in the City  
93 of Harrisburg who is:

94  
95 a. A single person sixty-five (65) years of age or older during a calendar year  
96 in which the City of Harrisburg real property taxes are due and assessed; or  
97

98 b. Married persons in either of the following situations:  
99

100 1. Both spouses are the deeded owners and either one or both are sixty-  
101 five (65) years of age or older during a calendar year in which the City of Harrisburg real  
102 property taxes are due and assessed; or  
103

104 2. One spouse is the deeded owner and that spouse is sixty-five (65) or  
105 older during a calendar year in which the City of Harrisburg real property taxes are due and  
106 assessed.  
107

108 (3) Household Income. All income received by an eligible taxpayer during a calendar  
109 year.  
110

111 (4) Income. All income from whatever source derived, including but not limited to,  
112 salaries, wages, bonuses, commissions, income from self-employment, alimony, support money,  
113 cash public assistance and relief, the gross amount of any pensions or annuities including  
114 railroad retirement benefits, all benefits received under the Federal Social Security Act (except  
115 Medicare benefits), all benefits received under state unemployment insurance laws and veterans'  
116 disability payments, all interest received from the federal or any state government, or any  
117 instrumentality or political subdivision thereof, realized capital gains, rentals, workers  
118 compensation and the gross amount of loss of time insurance benefits, life insurance benefits  
119 and proceeds (except the first five thousand dollars (\$5,000.00) of the total of death benefit  
120 payment), and gifts of cash or property (other than transfers by gift between members of a  
121 household) in excess of a total value of three hundred dollars (\$300.00), but shall not include  
122 surplus food or other relief in kind supplied by a government agency or property tax or rent  
123 rebate or inflation dividend.  
124

125 (5) Person. A natural person.  
126

127 (6) Poverty Guidelines. The gross amount of income based on size of household as  
128 determined by the United States Department of Health and Human Services to determine the  
129 amount of Americans living in poverty and to determine financial eligibility for certain  
130 programs.  
131

132 (7) Principal Residence. The dwelling house of the eligible taxpayer including the  
133 principal house and lots used in connection therewith, which contribute to enjoyment, comfort  
134 and convenience.  
135

136 (8) Property Tax Rebate. The amount equal to the difference between the property tax  
137 due and attributable to the year Two Thousand Fifteen (2015) tax levy as indicated in Sections 5-

501.1 and 5-501.2 of this Chapter and the Two Thousand Six (2006) tax levy indicated in Ordinance 26 of 2006.

(a) Participation in the Senior Citizen Property Tax Rebate Program

(1) Any eligible taxpayer paying property taxes in the City of Harrisburg whose total household income does not exceed the poverty guidelines may apply to the Office of the City Treasurer for a property tax rebate. For purposes of calculating total household income, the applicant shall use only fifty percent (50%) of applicable Social Security Benefits, SSI Benefits, and Railroad Retirement Benefits.

(2) In order to be eligible to participate in the Senior Citizen Property Tax Rebate Program, the applicant must meet the following conditions:

a. The applicant must be a single person sixty-five (65) years of age or older during the calendar year; or be married persons with both spouses being the deeded owners of the property and either or both spouses being sixty-five (65) years of age or older during the calendar year; or be married persons with one spouse being the deeded owner of the property and that spouse being sixty-five (65) years of age or older during the calendar year.

b. The property owned by the applicant must be the principal residence and domicile of the applicant.

c. The applicant's total household income must not exceed the poverty guidelines as determined by the United States Department of Health and Human Services for the tax year for which the rebate is sought.

d. The applicant must have remitted payment for the full amount of the year Two Thousand Fifteen (2015) tax levy prior to making application for the Senior Citizen Property Tax Rebate Program or the applicant must remit payment for the full amount of the year Two Thousand Fifteen (2015) tax levy at the time of making application for the Senior Citizen Property Tax Rebate Program. In either case, no rebate will be forthcoming until payment in full is received by the City and properly credited to the applicant's property tax account. Applicants paying the Two Thousand Fifteen (2015) property tax by installments as indicated in Section 5-501.4(b) of this Chapter shall not be eligible for the Senior Citizen Property Tax Rebate Program.

e. Any other criteria set by the City of Harrisburg or the Office of the City Treasurer reasonably necessary to effectuate this Ordinance.

(3). Applications for the Senior Citizen Property Tax Rebate Program must be completed in their entirety and received in the Office of the City Treasurer no later than 4:00 o'clock p.m. on Friday, May 23, 2015. Failure to submit completed applications before the indicated deadline shall forfeit participation in the Senior Citizen Property Tax Rebate Program even if the taxpayer would have otherwise qualified as an eligible taxpayer.

184 (c) City Treasurer Duties.

185  
186 (1) The City Treasurer shall independently certify those applicants who are eligible  
187 taxpayers and whose household income does not exceed the poverty guidelines for the tax year  
188 for which a rebate is sought.  
189

190 (2) The City Treasurer shall deny participation in the Senior Citizen Property Tax  
191 Rebate Program to any applicant as to whom it is determined that a delinquency exists for any  
192 City of Harrisburg tax, water charge, sewage charge, fees, or municipal claims.  
193

194 (3) The City Treasurer shall have the authority to issue rules and regulations with  
195 respect to the administration of the Senior Citizen Tax Rebate Program. Such rules and  
196 regulations shall include, but not limited to, reasonable proof of household income, proof of  
197 residence, proof of qualification for or receipt of a property rebate under the Property Tax and  
198 Rent Rebate Program or the Taxpayer Relief Act or any other reasonable requirements and  
199 conditions as may be necessary to operate the Senior Citizen Property Tax Rebate Program.  
200

201  
202 **SECTION 5. DELEGATION**  
203

204 Appropriate City officials are authorized and directed to take such actions as are  
205 necessary to effectuate this Ordinance.  
206

207  
208 **SECTION 6. SEVERABILITY**  
209

210 If any provision, sentence, clause, section, or part of this ordinance or the application  
211 thereof to any person or circumstance is for any reason found to be unconstitutional, illegal or  
212 invalid by a court of competent jurisdiction, such unconstitutionality, illegality or invalidity shall  
213 not effect or impair any of the remaining provisions, sentences, clauses, sections, or parts of this  
214 Ordinance. It is hereby declared as the intent of the Council of the City of Harrisburg that this  
215 ordinance would have been adopted had such unconstitutional, illegal or invalid provision,  
216 sentence, clause, section, or part not been included herein.  
217

218  
219 **SECTION 7. REPEALER**  
220

221 All ordinances or parts of ordinances in conflict herewith be and the same are hereby  
222 repealed.  
223

224  
225 **SECTION 8. EFFECTIVE DATE**  
226

227 This ordinance shall take effect in accordance with the provisions of the law and shall  
228 expire on December 31, 2015 unless extended by approval of City Council.  
229

0  
231 Seconded by: Shawn I Paul  
232  
233  
234 Passed by Council: \_\_\_\_\_  
235  
236 Signed by the Mayor: [Signature]

The City Council January 13, 2015  
Wanda R.D. Williams  
President of City Council  
[Signature]  
City Clerk

☒ Approved

Returned to City Council with objections

[Signature]  
Mayor  
1/15/15

YEAS		NAYS
<input checked="" type="checkbox"/>	MR. ALLATT	
<input checked="" type="checkbox"/>	MR. BALTIMORE	
<input checked="" type="checkbox"/>	MS. DANIELS	
<input checked="" type="checkbox"/>	MR. KOPLINSKI	
	MS. REID	ABSENT
<input checked="" type="checkbox"/>	MS. WILSON	
<input checked="" type="checkbox"/>	MS. WILLIAMS	
Yeas	6	
Nays	0	