

# CITY OF HARRISBURG

## 2019 APPROVED BUDGET



### **MAYOR**

Eric R. Papenfuse

Submitted to City Council  
November 27, 2018

### **CITY COUNCIL**

Wanda R. D. Williams, President

Benjamin J. Allatt, Vice-President

Shamaine Daniels, Member  
Westburn Majors, Member

Ausha Green, Member

David Madsen, Member  
Danielle Bowers, Member

### **CITY CONTROLLER**

Charles DeBrunner

### **CITY TREASURER**

Daniel Miller

CITY OF HARRISBURG  
2019 APPROVED BUDGET

**PREPARED BY:**

Bruce Weber  
**Director of Financial Management**

Erika Regalado  
**Budget Manager**

Bryan L. McCutcheon  
**Accounting Manager**

**SPECIAL ACKNOWLEDGEMENTS:**

## TABLE OF CONTENTS

<u>Introduction</u>	<u>Page</u>	<u>Page</u>	
How to use the Budget Document .....	1	Neighborhood Fund .....	141
City of Harrisburg Vision, Mission, Values .....	2	State Liquid Fuels Tax Fund .....	150
City of Harrisburg Organizational Chart .....	3	Host Municipality Fees Fund .....	155
City of Harrisburg Organizational Structure .....	4	Capital Projects – Public Works .....	161
 <b><u>Budget Overview</u></b>		Debt Service Fund .....	165
Budget And Finance .....	7	Harrisburg Senators Fund .....	169
Budget Summary .....	12	Neighborhood Mitigation Fund .....	174
Resource Allocation Summary .....	14	Special Events & Projects Reimbursement Fund .....	178
Summary of Revenues .....	15	Fire Protection Fund .....	182
Summary of Expenditures .....	16	Police Protection Fund .....	186
 <b><u>General Fund</u></b>		Parks & Recreation Fund .....	190
Resource Allocation Summary .....	17	WHBG Fund .....	194
Revenue Analysis Summary .....	18	Event Fund .....	198
Revenue Analysis Detail .....	20	Glossaries .....	203
Expenditure Analysis Summary .....	29	Budget Ordinances .....	210
 <b><u>General Government</u></b>		Tax Ordinances .....	217
Office of the City Council .....	32	CIP .....	223
Office of the Mayor .....	35	Sanitation Fund.....	228
Office of the City Controller .....	38	Disposal Fund.....	230
Office of the City Treasurer .....	41		
Office of the City Solicitor .....	44		
Bureau of Communication .....	48		
Office of Social Equity/Affirmative Action .....	52		
 <b><u>Department of Administration</u></b>			
Office of the Business Administrator .....	59		
Bureau of Grants .....	62		
Bureau of Information Technology .....	65		
Bureau of Human Resources .....	68		
Bureau of Licensing, Taxation & Central Support .....	71		
Office of Business and Resource Development .....	74		
 <b><u>Department of Budget &amp; Finance</u></b>			
 <b><u>Department of Parks and Facilities</u></b>			
Bureau of Parks, Recreation, and Facilities .....	85		
Bureau of Neighborhood Services - Park Maintenance.....	89		
 <b><u>Department of Building and Housing</u></b>			
 <b><u>Department of Public Safety</u></b>			
Bureau of Codes .....	96		
Bureau of Police .....	99		
Bureau of Fire .....	106		
 <b><u>Department of Engineering and Development</u></b>			
Bureau of Traffic and Engineering .....	115		
Bureau of Planning .....	119		
 <b><u>Department of Public Works</u></b>			
Bureau of Vehicle Management .....	125		
Bureau of Neighborhood Services - City Services.....	128		
 <b><u>General Expenses and Transfer to Other Funds</u></b>			
General Expenses.....	138		
Transfers.....	140		

## **HOW TO USE THE BUDGET DOCUMENT**

This page provides an explanation of the format and content of the Fiscal Year (FY) 2019 Approved Budget document. To find the exact location of this information, please refer to the Table of Contents. The major portions of the document are described as follows:

### **Introductory Information**

This introductory information consists of a pictorial presentation of the City's **Elected Officials** and **Organizational Chart**, and a narrative describing the City's **Organizational Structure**.

### **Budget Overview**

Contained within the Budget Overview is the **Budget and Finance** section. This section describes the financial and operating policies and procedures that guide the development of the City's budget. Additionally, the **Budget Summary** section provides the reader a series of financial summaries with information on revenues, expenditures, and staffing levels for FY 2019 and prior years.

### **Budget Detail**

These sections contain information on FY 2019, as well as historical revenue and expenditure information for the **General Fund, Special Revenue Funds, Debt Service Fund, and Utility Funds** operating budgets. Within each is an organizational chart and a brief description of the services provided. This detail of fund and corresponding department budgets is represented according to:

- Description of individual programs - a listing of the department, bureaus, offices/divisions, and corresponding functions.
- Summary of resources (revenue) and appropriations (expenditures) - total fund budget.
- Detailed information on the staffing compliment of all budgeted positions.
- Major Category detail - provides detail of revenues and expenditures for FY 2016 - 2018 Actuals, FY 2018 Adjusted Budget, and FY 2019 Approved Budget. Revenue line-items identify specific funding sources. Expenditure line-items are categorized as Personnel, Services, Supplies, and Other.
- Line-Item Detail- Provides detail of revenue and expenditures at the individual line-item level.

### **Appendices**

This section provides supplemental information on a variety of topics which include **Glossary of Terms, Glossary of Abbreviated Terms**, and the City's Approved **Budget-Related Ordinances**.

---

**City Of Harrisburg**  
Our Vision, Mission and Values

---

**OUR VISION**

Our City will be:

1. Financially stable
2. Fiscally responsible
3. A stable, cleaner and safer community
4. A cultural, entertainment and tourism destination
5. A business center for innovation and development in Central PA
6. A shining example of professional management in municipal government
7. Economic development model working with private sector, non-profits and strategic partners
8. An excellent public infrastructure hub with well planned, maintained and operated facilities

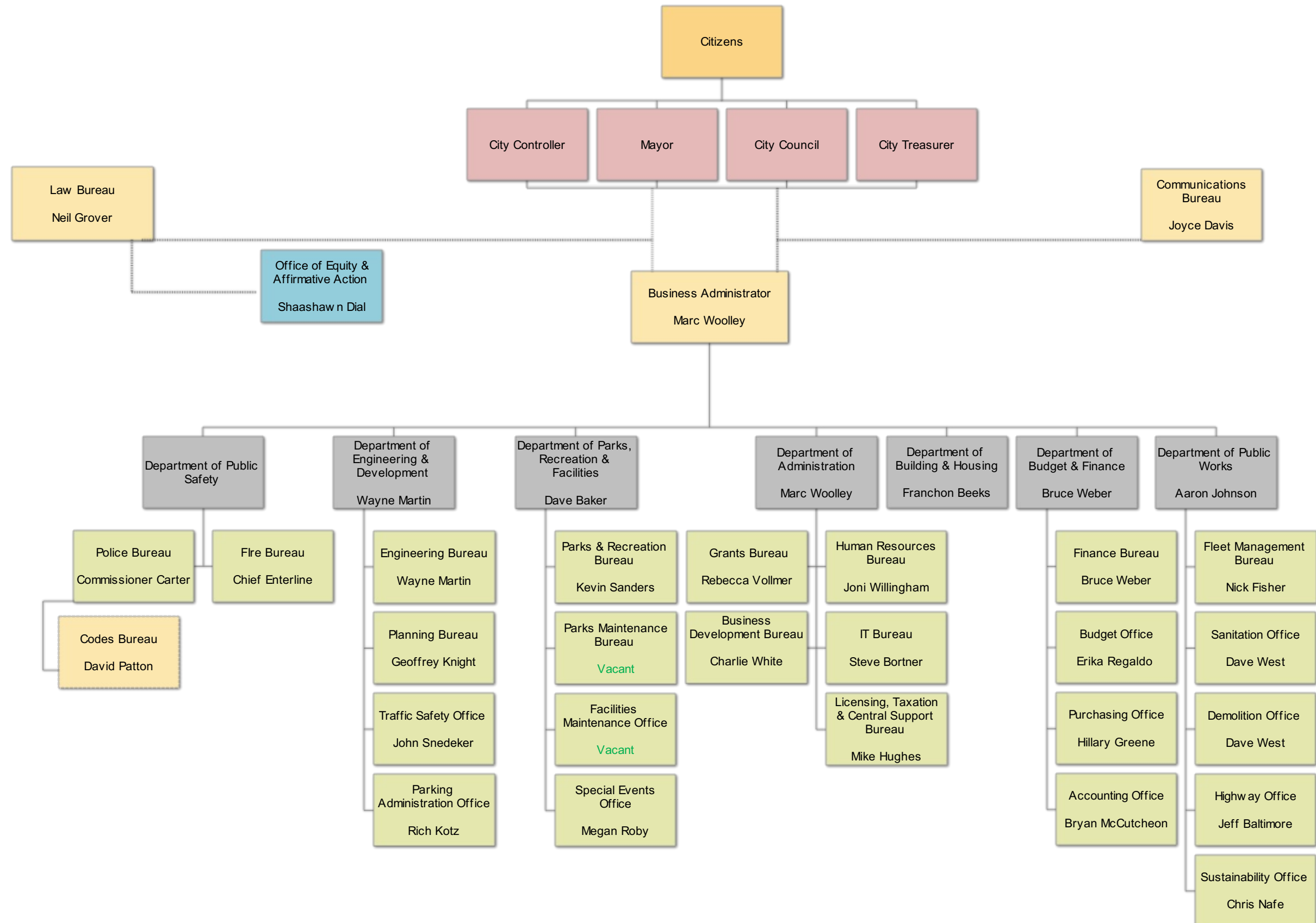
**OUR MISSION**

To implement the Act 47 Harrisburg Strong Plan, to gradually reduce the City's debt burden and eliminate its structural budget deficit, and to maintain and improve all City services to its citizens and guests. To provide professional management operations in order to manage resources effectively and efficiently while providing excellent public services and safety to all who live, work and visit our historic and vibrant capital.

**OUR VALUES**

1. Transparency
2. Honesty
3. Integrity
4. Dedication
5. Team work
6. Cooperation, coordination, collaboration, and communication
7. Dignity and respect

# CITY OF HARRISBURG ORGANIZATION CHART



# CITY OF HARRISBURG

## ORGANIZATIONAL STRUCTURE

The City of Harrisburg has a "Strong Mayor/Council" form of government. The Mayor is the full-time Chief Executive Officer, and City Council Members are the separate, part-time Legislative Body. The Mayor possesses the power to veto legislation. The veto would require a two-thirds vote of City Council to override. As the Chief Executive Officer, the Mayor prepares and submits the budget to City Council for review and approval. Organizationally, this provides the Mayor an institutional focus for planning, programming, and developing policy. In fact, the Mayor clearly and directly has the authority and responsibility to determine public policy relating to financial and administrative matters with appropriate oversight by City Council.

On March 19 (the anniversary of the City's Incorporation as a City in 1860), or another date, the Mayor has traditionally provided the "State of the City" address at a public event. This address presents the general state of the City's finances and overall economy and describes the policies established in the fiscal year budget approved by the Mayor and City Council. The Administration is charged with the responsibility of carrying out the Mayor's policies as set forth by the Budget and in Executive Orders issued throughout the year.

The Mayor, as chief executive, has the sole authority to select, direct, and oversee his/her Administration. As head of the Executive/Administrative Branch of government, the Mayor appoints the Business Administrator, whose appointment is confirmed by City Council. The Business Administrator is the Chief Administrative Officer of the City. This position is responsible for overseeing mayoral instruction to directors and deputy directors. With a top-down form of management, department/office directors and deputy directors are fully accountable for departmental operations. This includes overseeing supervisory line management to assure that the City's goals and priorities are met.

The formal organizational structure of the City comprises General Government operations and seven departments: Administration, Finance, Building and Housing, Parks, Recreation and Facilities, Engineering and Development, Public Safety and Public Works. The City's administrative focus is the department. The largest organizational component within a department is the bureau. The structural design of the bureau is closely tied to service output or function. Bureaus provide separation of duties within each department. With responsibilities delegated at such a definitive level, many bureaus can be interpreted as local government programs. A further delineation by division/unit emphasizes the distribution of workloads to achieve a specific output. To evaluate this output, the Budget staff has incorporated policy objectives and performance measurements into the budget document to analyze the effectiveness and efficiency of service delivery. Meeting organizational goals and objectives is the ultimate outcome each department is attempting to achieve.

To account for departmental and office fiscal transactions, the City utilizes the fund basis of accounting whereby all governmental activities are accounted for through a series of distinct funds which include reporting entities to control resources and demonstrate compliance with various legal and budget constraints affecting government. The General Fund accounts for all resources not otherwise devoted to specific activities and it finances many of the basic municipal functions. Other governmental funds include Special Revenue Funds, Capital Projects Fund, Host Fee Fund, State/Federal Grants Fund and Debt Service Fund. The City also has an expendable Trust Fund and one Utility Fund. The budget is organized by fund and is further identified by revenue and expenditure detail.

Some departments combine the operations of more than one fund. The Department of Engineering and Development combines General Fund operations with the State Liquid Fuels Fund operations and the Department of Public Works combines General Fund and State Liquid Fuels Tax Fund operations with the Neighborhood Services Utility Fund, which is owned and operated solely by the City. Additionally, Parks, Recreation and Facilities department combines General Fund operations with the Neighborhood Services Utility Fund, Parks and Recreation Special Revenue Fund, and Events Fund.

General Government encompasses eight offices, which include separate offices for elected officials. The Office of City Council is made up of seven at-large elected members headed by the Council President. The City Clerk provides technical and administrative support to City Council.

The Office of the Mayor is the administrative office for all mayoral activities. The Mayor, who is elected at-large, is the highest ranking official.

The City Controller and the City Treasurer are part-time at-large elected officials. Each has an office to provide required public service. Both have full-time deputies who are delegated to carry out daily operations.

The Office of the City Solicitor, also referred to as the Law Bureau, is headed by the City's Chief Counsel, the City Solicitor, who is appointed by the Mayor and confirmed by City Council. This Office ensures that the policies adopted and actions taken by the Mayor and City Council fall within the limitations and authorities prescribed by federal, state, and local statutes and ordinances. Assisting the City Solicitor is the Deputy City Solicitor, Assistant City Solicitor, and support staff.

The Department of Administration works with the Mayor to establish and uphold policy by overseeing the administrative management and supervision of all City departments. The Business Administrator directly oversees the activities of the Bureaus of HR, IT, Tax Enforcement, and Economic and Business Development, and is responsible for the negotiation of all three collective bargaining contracts as well as the risk management, affirmative action and loss control functions of the City. The Business Administrator also oversees the work of the Department of Building and Housing, which is headed by a Director, who oversees efforts to maintain and improve the physical stock of the City's neighborhoods and is accountable for all administration of federal CDBG, HOME, LEAD and ESG programming and funds.

The Bureau of Information Technology is headed by a Director and oversees all of the City's information and communication systems.

The Bureau of Human Resources is headed by a Director and manages the City's human resource operation which includes payroll processing, maintenance of personnel records, recruitment, and administering the City's benefits programs.

The Bureau of Licensing, Taxation and Central Support is headed by a Director and is responsible for the billing and processing of property and mercantile taxes as well as certain collection activities on delinquent accounts and is oversees operations of the City's duplicating center.

The Department of Financial Management is headed by the Finance Director, who serves as Deputy Business Administrator of Finance, and oversees and administers all fiscal activities of the City, directing the Accounting, Budget, and Purchasing Offices and works in close conjunction with the Bureau of Grants Management.

The Department of Engineering and Planning consists of the Bureau of Engineering, Bureau of Planning and the Offices of Parking and Traffic Safety

The Department of Public Safety consists of the Bureaus of Codes, Police and Fire. The Mayor is the Director of this department.

The Bureau of Police is headed by the Commissioner, Deputy Police Chief and a Captain. These positions are all classified as management. Uniformed officers under the rank of captain are not classified as management personnel. Lieutenants, sergeants, and corporals fulfill supervisory roles. The Deputy Police Chief and Captain head the Uniformed Patrol, Criminal Investigation, and Technical Services divisions. Within these divisions, additional organizational components exist. Several of these sections or units carry out specified police activities. The variety of police operations and the number of approved personnel make it the largest and most complex bureau in the City's organization. The Police Accreditation Program accounts for some of the structural delineations in this bureau because many stipulations for accreditation require appropriate separation of duties.

The Bureau of Fire, headed by a Fire Chief and two Deputy Fire Chiefs, maintains three fire houses and a large complement of firefighting apparatus with full-time personnel to support these facilities. Other personnel are uniformed firefighters, some of whom are assigned to specific details such as fire safety and fire inspection.



The Department of Public Works is responsible for the Bureau of Vehicle Management in the General Fund and the Bureau of City Services in the Neighborhood Services fund. Besides regularly scheduled residential and commercial sanitation services, some of the services provided by the Department of Public Works require a twenty-four hour, seven-day-per-week schedule, especially as it relates to traffic and weather-related emergency management issues.

The Public Works Director is assisted by a Deputy Director. The deputy serves as the Deputy Director for Public Works Operations and directly supervises the work of all sanitation crews. The Bureau of Vehicle Management is managed by the Fleet Manager and is responsible for servicing all City vehicles and vehicular equipment.

# **BUDGET AND FINANCE**

## **SCOPE OF THE BUDGET**

The budget for the City of Harrisburg is a multifaceted document that expresses spending policy for the fiscal year, illustrates a resource allocation plan for the Administration to implement, describes the services provided, and provides a means of communication between citizens and elected officials.

The budget spells out a management strategy through specific objectives designed to provide the best services at the most efficient cost. With regard to the delivery of services, these objectives must produce measurable results as key indicators of the effectiveness and efficiency of government policies and programs. Programs must be evaluated every year to determine their legitimacy since limited resources must be allocated between existing programs and the need for new ones. Also, the success of programs and the efficiency with which policy goals are met constitute two performance measures by which managers are evaluated for tenure and annual salary increases.

Interplay between elected officials and input from citizens via budgetary hearings and public access to the budget, further enhances the democratic process involved in the public programming and financing. Elected officials, who experience a wide range of pressures and competing interests, must take the initiative to hold the line on budget growth. As the chief executive, the Mayor is at the center of the budgeting process, commanding a comprehensive perspective on disparate interests. It is the Mayor who takes the lead in determining budgetary policies within an environment of competing priorities and limited local government resources. City Council then examines the Mayor's proposed budget and has the opportunity to make amendments before approving it in final form.

In summary, the budget is a policy instrument, a financial plan, an operations guide, and a communicative device. The true art of budgeting reflects a combination of leadership, independent judgment, competent administration, and cooperation between the various branches of City government.

## **BUDGET PROCESS**

The budget for the City is compiled by the Bureau of Financial Management's Office of Budget and Analysis. The fiscal year for the City of Harrisburg is January 1 to December 31. The actual budget preparation process gets underway in July. One important element of this process is a cooperative effort between the Bureau of Financial Management and Bureau of Information Technology which produces the Position Control Salary Projection reports for all funds. This salary information is vital in preparing personnel projections because it incorporates proposed management increases and bargaining unit contractual increases. Such personnel data greatly assists department directors in determining salary costs for the budget requests.

The City has historically used an incremental budget technique in arriving at the requested figures. Incremental budgeting emphasizes changes in the costs of providing City services based on competing priorities. To evaluate these priorities, department directors/bureau chiefs examine historical trends of line-item costs using a three-year cost analysis to determine the needs of the department or office for the forthcoming year. The Office of Budget and Analysis reviews all requests for accuracy and completeness. This step usually occurs around the beginning of September. The Office of Budget and Analysis prepares the revenue projections for presentation to the Mayor, who evaluates the budget gap between revenue projections and expenditure requests. The Mayor meets with the Budget staff and conducts follow up meetings with Departmental Directors, Bureau Chiefs and other staff to determine the most viable means to balance the budget. Generally, multiple lengthy sessions over a period of 2 months are required before the budget is balanced and decisions regarding revenue and expenditure proposals are incorporated into the proposed budget document.

Based on the City's Administrative Code, the Mayor shall, not later than the month of November, require all department heads to submit requests for appropriations for the ensuing budget year, and to appear before the Mayor, the Business Administrator or Deputy BA at a public hearing, on the various requests, where each department and bureau directors substantiates their expenditure projections and justifies their requests

Pursuant to the City's Administrative Code, the Mayor's Proposed Budget is presented to City Council at the last legislative meeting in November, at which time the document becomes available to the public.

During Budget and Finance Committee meetings, set by City Council, all offices/departments present to Council an estimate of the revenues and expenditures required to provide public services during the ensuing fiscal year.

City Council then makes appropriations and adopts the budget by ordinance no later than December 31. During the month of January following a municipal election, however, City Council may amend the budget with proper notice for public inspection of the proposed budget amendment. Any amended budget ordinance must be adopted by City Council before the 16th day of February. Within 15 days after the adoption of the budget ordinance, a copy of the same must be filed with the Commonwealth of Pennsylvania, Department of Community and Economic Development.

**BUDGET CALENDAR**

August-September	<ul style="list-style-type: none"> <li>• Prepare and distribute expenditure request preparation manuals</li> <li>• Prepare and distribute revenue project manuals</li> <li>• Update title and divider pages, table of contents, and organization charts</li> <li>• Compile expenditure requests returned from office/department directors</li> <li>•</li> </ul>
September-October	<ul style="list-style-type: none"> <li>• Update the Budget and Finance section</li> <li>• Design cover for Budget</li> <li>• Develop revised revenue and expenditure projections based on Sept. 30</li> <li>• Fiscal Report projections and actual activity to date</li> <li>• Mayoral budget hearings and review process with department directors</li> <li>• Update and distribute narrative and performance measurement preparation manuals</li> <li>• Update narratives and performance measurements as submitted by office/department directors</li> </ul>
October	<ul style="list-style-type: none"> <li>• Prepare a preliminary Summary statement of projected revenues vs. proposed expenditures</li> <li>• 1st and 2nd rounds of budget review with Mayor and Office of Budget and Analysis staff</li> <li>• Update Budget Summary section</li> </ul>
November	<ul style="list-style-type: none"> <li>• Hold Public Hearings to discuss department head requested budgets</li> <li>• Final revision and proofreading of Mayor's Proposed Budget</li> <li>• Compiling, printing, and binding of Mayor's Proposed Budget</li> <li>• Mayor's Proposed Budget presented to City Council</li> </ul>
December	<ul style="list-style-type: none"> <li>• City Council budget hearings and adoption</li> </ul>

**REVENUE PROJECTIONS**

Using actual and projected data, various analyses are performed by the Bureau of Financial Management to project revenues. Revenue estimates are *mostly* based on three different projection methods which incorporate growth rates over the previous three years, current year receipts, and collection rates where applicable, and important input from department directors, as well as known variations in specific line item projections. Each projection method is tested against actual prior year revenues to determine validity. This validity test is conducted at the revenue line-item (detail) level, and only the projection methods deemed valid are utilized. In addition, unusual circumstances and one-time revenue sources are given appropriate consideration.

## REVENUE PROJECTION METHODS

<b>Method 1</b>	2018 Actual Revenues at September 30, 2018 / 9 months x 12 months
Explanation	A monthly average of current year revenues is calculated based on nine months of receipts, which are then annualized to project current year revenues. Based on revenue trends and this method of projection for 2018 revenues, 2019 revenues are projected.
<b>Method 2</b>	2018 Actual Revenues at September 30, 2018 / (2017 Actual Revenues at September 30, 2017 / 2017 Actual Revenues at December 31, 2017)
Explanation	A percentage of 2017 revenues are determined from revenue receipts at September 30, 2017. The 2018 actual revenues at September 30, 2018, are divided by the percentage collected at September 30, 2017, to project revenues for 2018. By reviewing revenue trends in conjunction with this method of projection for 2018 revenues, the 2019 revenues are projected.
<b>Method 3</b>	Percentage of 2017 Revenue Budget Collected at December 31, 2017 x 2018 Budget
Explanation	2018 revenues can be projected by multiplying the percentage of 2017 Budget which was collected at December 31, 2017, times the 2018 Budget. By reviewing the historical actuals to budget ratios, assumptions can be determined to assist in 2019 revenue projections.

## PERFORMANCE MEASUREMENTS

A Performance Program Budget (PPB) system utilizes specific program objectives to produce a desired output. The City currently does not present a formal programmatic budget; however, many aspects of the existing budget emulate the strategy of PPB. A program is a primary function of government which identifies clearly the delivery of a particular service to the taxpayers. The bureaus, divisions, and units actually represent individual City programs. An important exercise in preparing a PPB is determining performance measurements to meet specific program objectives.

The purpose of preparing performance measurements is to quantitatively determine the effectiveness and efficiency of departmental programs. The budget is the resource allocation plan for the City, and it identifies the financial input necessary to meet departmental objectives. Performance measurements, or indicators, measure the level of output against the input of budgeted funds. The end result should be to minimize the resources or dollars utilized to achieve a specified level of output.

From a policy standpoint, these measures can provide data to decision-makers to assist them in providing better services to citizens at the least possible cost. They also can provide direction in appropriating available resources, identifying areas of service which may require more resources, and addressing strengths and weaknesses in achieving the objectives of the services being provided.

Performance measurements are based on a management objective established by the department director. These measurements concentrate on the performance of the entire bureau or division, not on an individual's performance. The activities measured are those required to meet the overall objective of the department/bureau. If the measured activity achieves most of its objectives and receives a highly satisfactory rating, then it is considered to be effective.

The 2019 Approved Budget does not include data measuring a department's performance as the 2016, 2017 & 2018 actuals and 2019 projected measurement data was not complete before the preparation of this document.

Since the City's management reserves the right to establish goals and objectives to determine the cost of service delivery, quantitative analysis of City services assists management in providing the best possible service at the least possible cost. It is hoped in the future that citizen surveys can become part of performance measurements to determine taxpayer satisfaction. Given the limited resources of time and staffing, such a survey is currently impractical. To some degree, however, the election process itself is an indication of taxpayer satisfaction.

## **BUDGETARY ACCOUNTING AND CONTROLS**

A City Council ordinance establishes the annual budget for the General Fund, Special Revenue Funds, Debt Service Fund, and Proprietary Funds. Budgets for all funds are prepared on a cash basis with respect to revenues and on an items vouchered basis with respect to expenditures. Some Special Revenue Funds are exempted from legally adopted budgetary requirements, such as Grants Fund, Capital Projects Fund, and Expendable Trust Funds.

Grant programs accounted for in the Grant Programs Fund are administered under project budgets determined by contracts with state and federal grantor agencies. Effective expenditure control is achieved in the Capital Projects Fund through bond indenture provisions and project budgets. Control over spending in the Expendable Trust Fund is achieved by the use of internal spending limits.

The administration may authorize budgetary transfers up to \$20,000 between major category line items. However, no transfers shall be permitted into or within any personnel line-items to augment any individual wage or salary allocation previously established by City Council for any position without City Council approval, except to accommodate payments to employees as required under applicable laws or collective bargaining agreements. City Council approval is required for transfers in excess of \$20,000 along budgetary major category line-items. In the absence of budgeted financing, City Council may approve a supplemental appropriation from unappropriated fund balances; or from a new, unanticipated and unbudgeted revenue source(s) received during the course of the budget year. There were supplemental appropriations enacted during 2018.

Appropriations are authorized by ordinance at the fund level with the exception of the General Fund, which is appropriated at the functional office or department level except for the Office of Administration, which has separate budgets for administration and general expenditures. Appropriations are further defined through the establishment of more detailed line-item budgets.

### Encumbrances

Encumbrance accounting, under which purchase orders, contracts and other commitments for the expenditure of monies are recorded in order to reserve that portion of the applicable appropriation, is employed as an extension of formal budgetary integration in the governmental and proprietary fund types. Encumbrances outstanding at year end do not constitute expenditures or liabilities, but are re-appropriated in the succeeding year. The City records such encumbrances as reservations of fund balance in governmental funds which have fund balances at year end. Encumbrance accounting is used in proprietary fund types as a tool for budgetary control, but reserves are not reported. The subsequent year's appropriations provide authority to complete the transactions as expenditures.

## **FINANCIAL INFORMATION**

The management of the City is responsible for establishing and maintaining an internal control structure designed to ensure that assets are protected from loss, theft, or misuse and that adequate accounting data is compiled to allow for the preparation of financial statements in conformity with generally accepted accounting principles. The internal control structure is designed to provide reasonable, but not absolute, assurance that these objectives are met. The concept of reasonable assurance recognizes that (1) the cost of a control should not exceed the benefits likely to be derived and (2) the valuation of costs and benefits requires estimates and judgments by management.

### Independent Audit:

The City's Administrative Code requires an annual independent audit of the books of account, financial records, and transactions of the City by an independent certified public accounting firm. In addition, various bond indentures also require such an audit.

In addition to meeting the requirements set forth above, the audit has also been designed to comply with the Single Audit Act of 1984 and related OMB Circular A-133. The independent auditor's report on the basic financial statements, along with the combining and individual fund statements and schedules, is included in the financial section of the City's Comprehensive Annual Financial Report. The independent auditor's reports related specifically to the Single Audit are included in a separately issued single audit document.

#### Single Audit:

As a recipient of federal and state financial assistance, the City is also responsible for ensuring that an adequate internal control structure is in place to ensure compliance with applicable laws and regulations related to those programs. The internal control structure is subject to periodic evaluation by management and internal audit staff of the City.

As part of the City's Single Audit, tests are made to determine the adequacy of the internal control structure, including that portion related to federal financial assistance programs and the City's compliance with applicable laws and regulations.

#### Audit Committee:

During 2007, the City of Harrisburg established an Audit Committee to provide independent review and oversight of the City's financial reporting processes, internal controls, and annual audit. The City's independent auditor now reports directly to the Audit Committee, versus management as in prior years. The Committee is made up of five voting members and the City Council Budget and Finance Committee Chair, or his/her designee, as an ex officio sixth non-voting member. Three members must be well-versed in accounting procedures and one member must be a CPA. No City employee may serve as a member of the Committee, with the exception of the ex-officio Budget and Finance Chair or his/her designee.

#### Cash Management:

The City's current investment policy is to minimize credit and market risk while maintaining a competitive yield on its portfolio. All cash which is temporarily idle is invested in interest bearing demand deposits, repurchase agreements, or statewide money market funds, thereby increasing the average yield on idle funds. A significant portion of the City's cash and investments is maintained in bank trust accounts under the management of trustees.

An ordinance of City Council requires that all deposits be held in insured, federally regulated banks or financial institutions and that all amounts in excess of federal insurance be fully collateralized in accordance with a state statute which requires banks to pledge a pool of eligible assets against the total of its public funds on deposit.

#### Basis of Accounting:

Although the annual budget is prepared on a cash basis with respect to both revenues received and expenditures disbursed for all funds, the Governmental Funds and Expendable Trust and Agency Funds are reported on the modified accrual basis of accounting for financial statement purposes. Revenues of these funds are recognized in the year in which they become both measurable and available within 60 days after year end to pay current year liabilities. The major revenue sources accrued by the City include real estate taxes, local income and services taxes, intergovernmental revenue, departmental earnings, and investment income. Revenues from other sources are recognized when received. Expenditures are generally recognized in the year the related fund liability is incurred. Principal and interest on general long-term obligations are recognized when due. Prepaid items and inventory purchases are reported as expenditures in the year the items are used. Expenditures for claims, judgments, compensated absences, and employer pension contributions are reported as the amount accrued during the year that normally would be liquidated with expendable available financial resources.

The accrual basis of accounting is utilized by proprietary fund types for financial statement reporting purposes. Under this method, revenues are recorded when earned, and expenses are recorded at the time liabilities are incurred.

# BUDGET SUMMARY

## RESOURCE ALLOCATION

The following Resource Allocation chart lists resources and appropriations for each fund and provides a grand total for all City resources. The accounts of the City are organized on the basis of fund(s), each of which is considered to be a separate accounting entity. These funds are the General Fund, Special Revenue Funds, Debt Service Fund, and utility funds. The City of Harrisburg has established the following utility fund: the Neighborhood Services Fund. Although each fund is accounted for independently, the proper cooperation and interaction among all funds contribute to the overall effective and efficient management of City government.

### GENERAL FUND

The General Fund is used to account for resources traditionally associated with government which are not required legally or by sound financial management to be accounted for in another fund.

### SPECIAL REVENUE FUNDS

Special Revenue Funds are defined as those funds used to account for proceeds of specific revenue sources that are legally restricted to expenditures for specific purposes.

### STATE LIQUID FUELS TAX FUND

The State Liquid Fuels Tax Fund is used to account for State aid revenue for maintaining, lighting, building, and improving City roads and bridges in accordance with policies and procedures of the County Liquid Fuels Tax Act of 1931 and the Liquid Fuels Tax Act 655 of 1956 of the Commonwealth of Pennsylvania.

### HOST MUNICIPALITY FEES FUND

The Host Municipality Fees Fund is used to account for host municipality benefit fees received for critical environmental projects and related administrative costs, as mandated by Act 101 - The Municipal Waste Planning, Recycling, and Waste Reduction Act.

### SENATORS FUND

The Senators Fund accounts for the revenues and expenses associated with the payment of debt on the financing of a new stadium of the Harrisburg Senators, a minor league franchise formerly owned by the City.

### PARKS & RECREATION FUND

The Park & Recreation fund accounts for fee, contribution and grant revenue, along with related expenses, for use in the maintenance and betterment of the City's Parks & Recreation bureau, activities, and programming.

### NEIGHBORHOOD MITIGATION FUND

The Neighborhood Mitigation fund is responsible for the collection of fee revenue and related expenses of the City as they pertain to enforcement of ordinances regulating blight and local health, housing and safety codes and regulations, including expenses related to remediation of blighted conditions, as authorized

### SPECIAL EVENTS AND PROJECTS REIMBURSEMENT FUND

The Special Events and Projects Reimbursement Fund accounts for fee, service provision chargeback and contribution revenue, along with related expenses, for use in the maintenance and betterment of the City's Public Works department

### FIRE PROTECTION FUND

The Fire Protection fund accounts for fee, contribution and grant revenue, along with related expenses, for use in the maintenance and betterment of the City's Fire department and activities.

### POLICE PROTECTION FUND

The Police Protection fund accounts for fee, contribution and grant revenue, along with related expenses, for use in the maintenance and betterment of the City's Police department and activities.

#### WHBG FUND

The WHBG fund accounts for fee, contribution, advertising and grant revenue, along with related expenses, for use in the maintenance and betterment of the City's government access cable television channel and station

#### EVENTS FUND

The Special Events Fund accounts for all revenue raised in support of the City's events, including the July 4th Celebration, Kipona, the Holiday Parade and New Year's Eve. This fund also accounts for related event expenses and is overseen by the Director of Business Development and the Events and Marketing Manager.

#### DEBT SERVICE FUND

The Debt Service Fund is used to account for the accumulation of resources, principally transfers from the General Fund and State Liquid Fuels Tax Fund, and proceeds from the sale/lease or use of City assets, for the payment of general long-term debt principal, interest, and related costs.

#### CAPITAL PROJECTS FUND

The Capital Projects Fund is used to account for financial resources to be used for the acquisition, construction, or improvement of major capital facilities (other than those financed by proprietary funds).

#### UTILITY FUND

Utility funds (also termed enterprise or proprietary funds) are used by a governmental entity to account for services provided to the general public on a user charge basis.

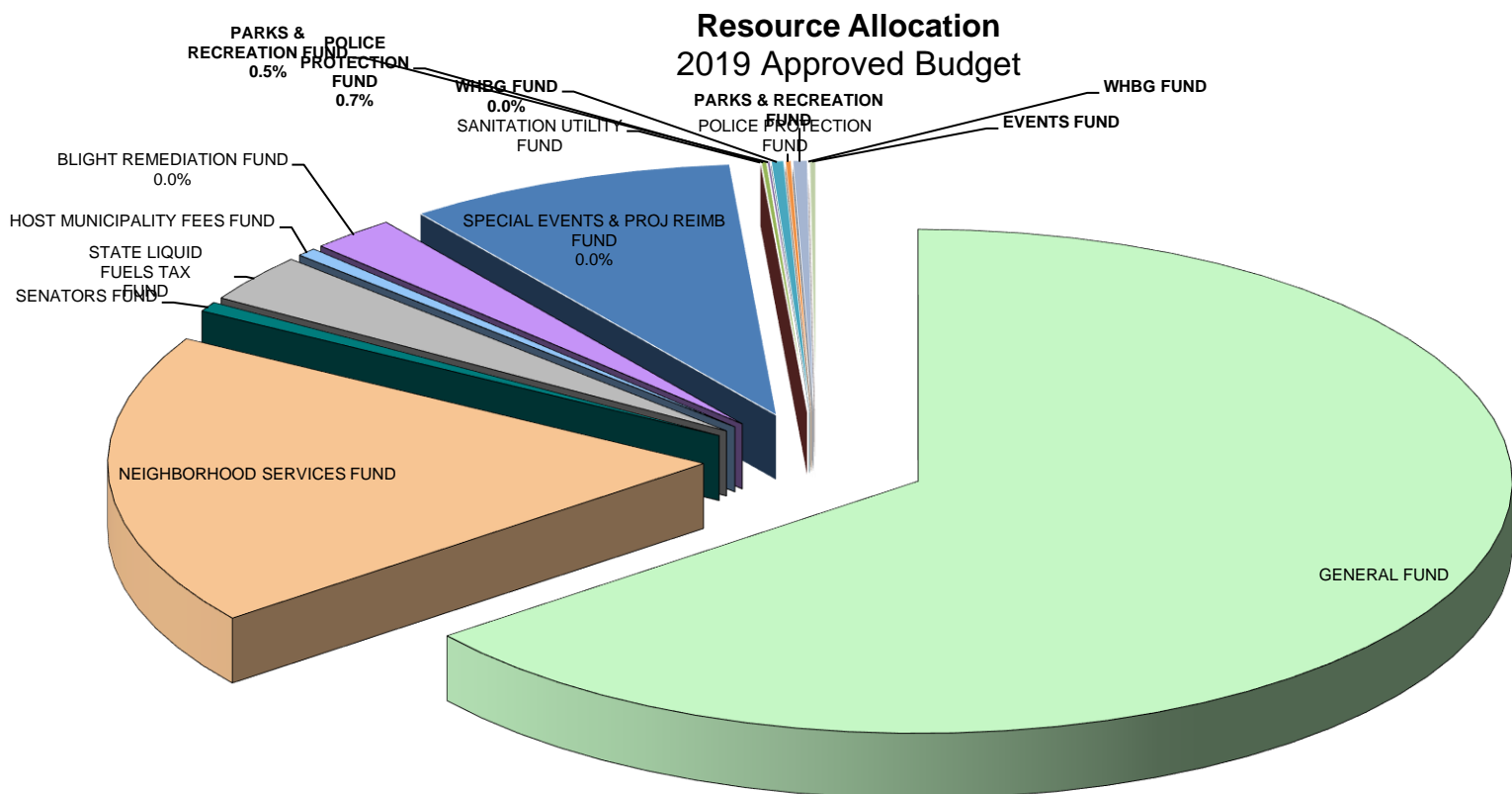
#### NEIGHBORHOOD SERVICES FUND

The Neighborhood Service Fund is used to account for the revenues and expenses associated with the provision of refuse collection and disposal services to residential, commercial, and industrial establishments of the City as well as Parks and Recreation maintenance services and road repair services, as those are related to the facilitation of refuse collection and disposal services, broadly defined.



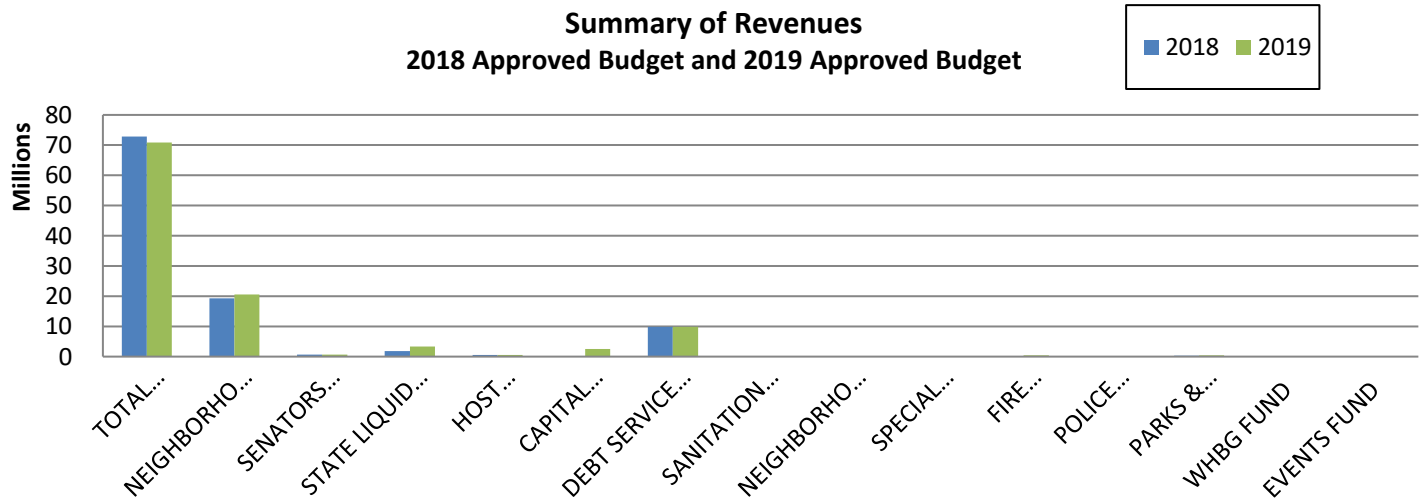
RESOURCE ALLOCATION  
2019 APPROVED BUDGET

RESOURCES		APPROPRIATIONS	
GENERAL FUND	70,832,033	GENERAL FUND	70,808,152
NEIGHBORHOOD SERVICES FUND	20,592,769	NEIGHBORHOOD SERVICES FUND	20,548,993
SENATORS FUND	678,287	SENATORS FUND	678,287
STATE LIQUID FUELS TAX FUND	3,379,112	STATE LIQUID FUELS TAX FUND	3,379,112
HOST MUNICIPALITY FEES FUND	594,575	HOST MUNICIPALITY FEES FUND	594,575
CAPITAL PROJECTS FUND	2,532,000	CAPITAL PROJECTS FUND	2,532,000
DEBT SERVICE FUND	9,833,638	DEBT SERVICE FUND	9,833,638
SANITATION UTILITY FUND	5,151	SANITATION UTILITY FUND	5,151
NEIGHBORHOOD MITIGATION FUND	156,000	NEIGHBORHOOD MITIGATION FUND	156,000
SPECIAL EVENTS & PROJ REIMB FUND	76,530	SPECIAL EVENTS & PROJ REIMB FUND	76,530
FIRE PROTECTION FUND	367,500	FIRE PROTECTION FUND	367,500
POLICE PROTECTION FUND	165,300	POLICE PROTECTION FUND	165,300
PARKS & RECREATION FUND	423,530	PARKS & RECREATION FUND	423,530
WHBG FUND	10,000	WHBG FUND	9,500
EVENTS FUND	181,000	EVENTS FUND	181,000
<b>TOTAL RESOURCES</b>	<b><u>109,827,424</u></b>	<b>TOTAL APPROPRIATIONS</b>	<b><u>109,759,268</u></b>



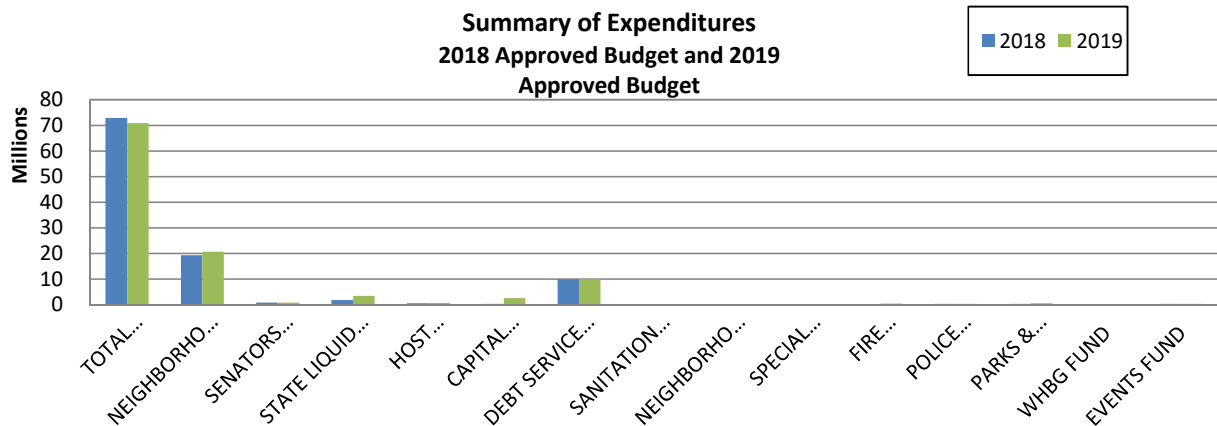
SUMMARY OF REVENUES  
2019 APPROVED BUDGET

FUND	2018 APPROVED BUDGET	2019 APPROVED BUDGET	2018-2019 INCREASE/ (DECREASE)
<b>GENERAL FUND</b>			
Real Estate Taxes	17,404,871	17,227,295	(177,576)
Transfer Taxes	600,000	649,000	49,000
Hotel Taxes	840,000	900,000	60,000
Local Services Taxes	6,049,251	6,099,149	49,897
Earned Income Taxes	11,429,997	11,544,297	114,299
Mercantile/Business Privilege Taxes	7,315,050	7,433,050	118,000
Departmental Revenues	9,375,913	9,448,703	72,789
Fines and Forfeits	808,102	813,102	5,000
Other Licenses and Permits	623,493	598,250	(25,242)
Interest Income	26,566	146,280	119,714
Property Income	34,123	34,123	0
Miscellaneous	2,482,590	2,297,582	(185,007)
Intergovernmental	5,886,043	6,858,466	972,423
Interfund Transfers	721,546	0	(721,546)
Fund Balance Appropriation	9,234,300	6,782,736	(2,451,564)
<b>TOTAL GENERAL FUND</b>	<b>72,831,844</b>	<b>70,832,033</b>	<b>(1,999,812)</b>
NEIGHBORHOOD SERVICES FUND	19,286,483	20,592,769	1,306,286
SENATORS FUND	675,859	678,287	2,427
STATE LIQUID FUELS TAX FUND	1,783,328	3,379,112	1,595,783
HOST MUNICIPALITY FEES FUND	506,918	594,575	87,657
CAPITAL PROJECTS FUND	200,000	2,532,000	2,332,000
DEBT SERVICE FUND	9,866,020	9,833,638	(32,382)
SANITATION UTILITY FUND	1,710	5,151	3,441
NEIGHBORHOOD MITIGATION FUND	153,000	156,000	3,000
SPECIAL EVENTS & PROJ REIMB FUND	76,530	76,530	0
FIRE PROTECTION FUND	140,500	367,500	227,000
POLICE PROTECTION FUND	223,817	165,300	(58,517)
PARKS & RECREATION FUND	281,500	423,530	142,030
WHBG FUND	10,000	10,000	0
EVENTS FUND	179,230	181,000	1,770
<b>TOTAL REVENUE</b>	<b>106,216,739</b>	<b>109,827,424</b>	<b>3,610,685</b>



SUMMARY OF EXPENDITURES  
2019 APPROVED BUDGET

FUND	2018 APPROVED BUDGET	2019 APPROVED BUDGET	2018-2019 INCREASE/ (DECREASE)
<b>GENERAL FUND</b>			
General Government	2,408,137	2,441,535	33,398
Administration	3,030,740	3,490,597	459,857
Department Of Finance	779,940	729,608	(50,332)
Parks And Facilities	2,602,974	2,200,899	(402,075)
Public Safety	30,962,828	28,946,409	(2,016,419)
Department Of Engineering & Dev.	5,026,946	2,635,601	(2,391,345)
Public Works	2,265,912	2,355,926	90,014
General Expenses	15,397,016	15,385,161	(11,855)
Transfers To Other Funds	10,335,701	12,622,416	2,286,715
<b>TOTAL GENERAL FUND</b>	<b>72,810,194</b>	<b>70,808,152</b>	<b>(2,002,042)</b>
NEIGHBORHOOD SERVICES FUND	19,269,176	20,548,993	1,279,817
SENATORS FUND	675,859	678,287	2,428
STATE LIQUID FUELS TAX FUND	1,772,901	3,379,112	1,606,211
HOST MUNICIPALITY FEES FUND	506,918	594,575	87,657
CAPITAL PROJECTS FUND	200,000	2,532,000	2,332,000
DEBT SERVICE FUND	9,866,020	9,833,638	(32,382)
SANITATION FUND	1,710	5,151	3,441
NEIGHBORHOOD MITIGATION FUND	152,000	156,000	4,000
SPECIAL EVENTS & PROJ REIMB FUND	76,530	76,530	0
FIRE PROTECTION FUND	140,500	367,500	227,000
POLICE PROTECTION FUND	223,817	165,300	(58,517)
PARKS & RECREATION FUND	281,500	423,530	142,030
WHBG FUND	9,500	9,500	0
EVENTS FUND	179,230	181,000	1,770
<b>TOTAL EXPENDITURES</b>	<b>106,165,855</b>	<b>109,759,268</b>	<b>3,593,413</b>



GENERAL FUND  
RESOURCE ALLOCATION SUMMARY  
2019 APPROVED BUDGET

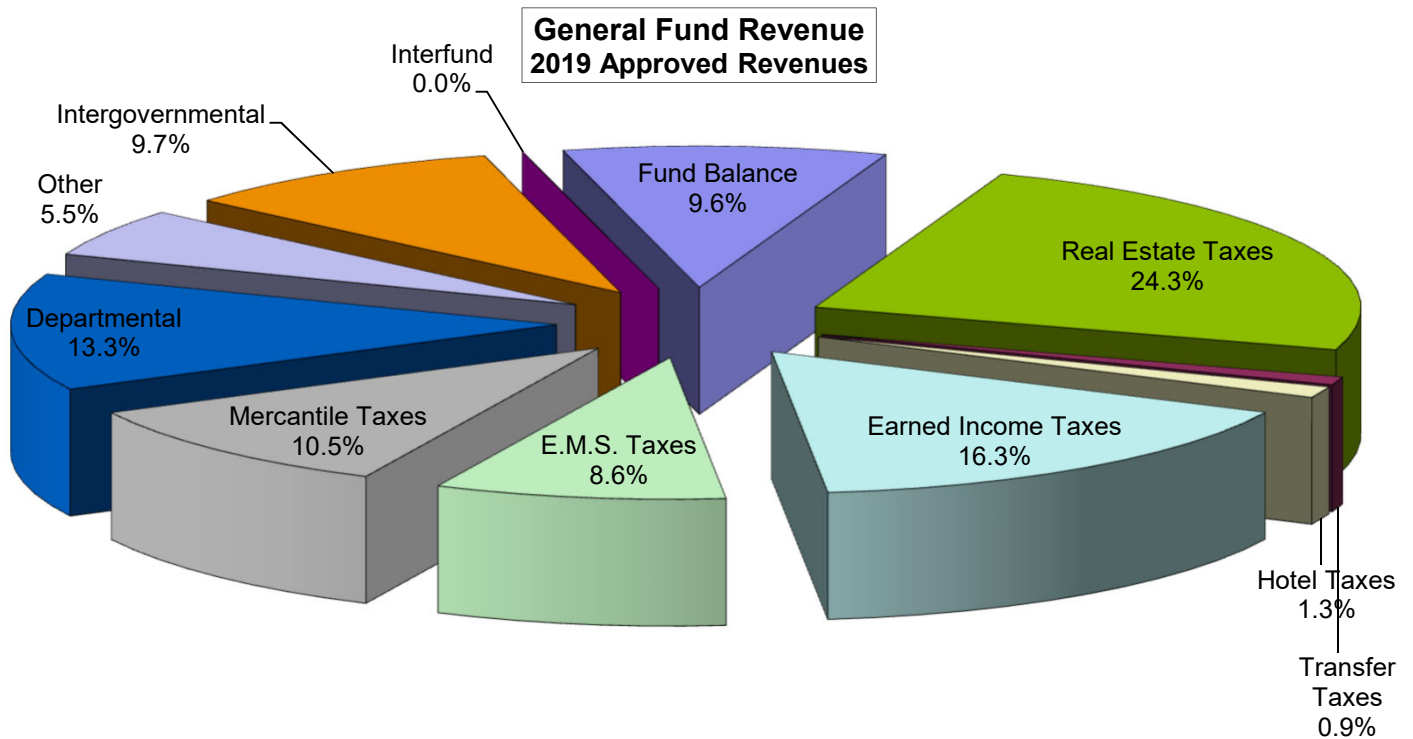
RESOURCES		APPROPRIATIONS	
REAL ESTATE TAXES	17,227,295	GENERAL GOVERNMENT	2,441,535
		ADMINISTRATION	3,490,597
TRANSFER TAXES	649,000	DEPARTMENT OF FINANCE	729,608
		PARKS AND FACILITIES	2,200,899
HOTEL TAXES	900,000	PUBLIC SAFETY	28,946,409
		DEPARTMENT OF ENGINEERING & DEV.	2,635,601
OCCUPATIONAL PRIVILEGE TAXES	0	PUBLIC WORKS	2,355,926
LOCAL SERVICES TAXES	6,099,149	TOTAL DEPARTMENTS	<u>42,800,575</u>
EARNED INCOME TAXES	11,544,297		
MERCANTILE/BUSINESS PRIVILEGE	7,433,050	OTHER:	
DEPARTMENTAL REVENUES	9,448,703	GENERAL EXPENSES	15,385,161
FINES AND FORFEITS	813,102	TRANSFERS TO OTHER FUNDS	12,622,416
BUSINESS LICENSES AND PERMITS	598,250	TOTAL OTHER	<u>28,007,577</u>
INTEREST INCOME	146,280		
PROPERTY INCOME	34,123		
MISCELLANEOUS REVENUE	2,297,582		
OTHER FINANCING SOURCES	0		
INTERGOVERNMENTAL REVENUE	6,858,466		
INTERFUND REVENUE	0		
FUND BALANCE APPROPRIATION	6,782,736		
TOTAL RESOURCES	<u><u>70,832,033</u></u>	TOTAL APPROPRIATIONS	<u><u>70,808,151</u></u>

GENERAL FUND  
REVENUE ANALYSIS SUMMARY  
2019 APPROVED BUDGET

Account Name	2016 Actual	2017 Actual	2018 Actual YTD 12/31/2018	2018 Adopted Budget	2019 Approved Budget
TAXES					
REAL ESTATE TAXES					
Real Estate Current	15,219,529	15,350,370	15,466,089	15,126,457	14,937,489
Real Estate Prior	2,103,919	2,243,682	2,496,769	2,278,413	2,289,805
<b>TOTAL REAL ESTATE TAXES</b>	<b>17,323,448</b>	<b>17,594,052</b>	<b>17,962,858</b>	<b>17,404,871</b>	<b>17,227,295</b>
OTHER TAXES					
Transfer Taxes	560,998	642,804	1,026,603	600,000	649,000
Hotel Taxes	840,000	0	0	840,000	900,000
Local Services Taxes	4,385,662	7,413,159	6,726,219	6,049,251	6,099,149
Earned Income Taxes	11,039,790	11,446,980	11,895,302	11,429,997	11,544,297
Mercantile/Business Privilege	7,223,526	7,621,587	7,720,195	7,315,050	7,433,050
<b>TOTAL OTHER TAXES</b>	<b>24,049,976</b>	<b>27,124,530</b>	<b>27,368,319</b>	<b>26,234,298</b>	<b>26,625,496</b>
<b>TOTAL TAXES</b>	<b>41,373,424</b>	<b>44,718,582</b>	<b>45,331,177</b>	<b>43,639,169</b>	<b>43,852,790</b>
DEPARTMENTAL REVENUES					
Administration	1,117,283	1,090,501	1,126,360	1,092,465	1,093,171
Building and Housing Development	1,265,503	2,039,471	1,772,534	1,038,149	1,241,979
Public Safety	6,180,906	7,002,925	6,978,978	6,688,670	6,556,924
Public Works	503,349	665,914	633,302	545,397	545,397
Parks and Recreation	10,357	10,110	5,181	11,231	11,231
<b>TOTAL DEPT. REVENUES</b>	<b>9,077,398</b>	<b>10,808,922</b>	<b>10,516,354</b>	<b>9,375,913</b>	<b>9,448,703</b>

GENERAL FUND  
REVENUE ANALYSIS SUMMARY  
2019 APPROVED BUDGET

Account Name	2016 Actual	2017 Actual	2018 Actual YTD 12/31/2018	2018 Adopted Budget	2019 Approved Budget
<b>OTHER REVENUES</b>					
Fines and Forfeits	816,613	855,222	874,079	808,102	813,102
Licenses and Permits	601,167	635,509	592,192	623,493	598,250
Interest Income	80,689	98,671	219,204	26,566	146,280
Property Income	33,650	61,635	34,730	34,123	34,123
Miscellaneous	2,759,686	3,502,765	2,048,547	2,482,590	2,297,582
Intergovernmental	6,436,170	5,483,587	6,499,183	5,886,043	6,858,466
Interfund	5,014,712	134,561	409,034	721,546	0
<b>TOTAL OTHER REVENUES</b>	<u>15,742,687</u>	<u>10,771,951</u>	<u>10,676,970</u>	<u>10,582,463</u>	<u>10,747,804</u>
<b>GENERAL FUND REVENUES</b>	<u>66,193,509</u>	<u>66,299,455</u>	<u>66,524,501</u>	<u>63,597,545</u>	<u>64,049,297</u>
Fund Balance Appropriation	0	0	0	9,234,300	6,782,736
<b>GENERAL FUND RESOURCES</b>	<u>66,193,509</u>	<u>66,299,455</u>	<u>66,524,501</u>	<u>72,831,845</u>	<u>70,832,033</u>



GENERAL FUND  
REVENUE ANALYSIS DETAIL  
2019 APPROVED BUDGET

Account Name	2016 Actual	2017 Actual	2018 Actual YTD 12/31/2018	2018 Adopted Budget	2019 Approved Budget
TAXES					
REAL ESTATE TAXES					
CURRENT YEAR LEVY					
Discount Period	12,291,211	12,115,846	12,805,439	12,128,599	11,919,242
Flat Period	1,663,744	1,812,227	1,574,400	1,814,028	1,823,098
Prior Year Flat	0	20,041	0	4,963	4,988
Penalty Period	1,373,009	1,522,202	1,328,478	1,292,588	1,299,050
Refund of Prior Year Taxes	0	(27,593)	(118,694)	(408)	(410)
<b>TOTAL CURRENT YEAR LEVY</b>	<b>15,327,964</b>	<b>15,442,722</b>	<b>15,589,623</b>	<b>15,239,771</b>	<b>15,045,969</b>
CURRENT YEAR DISCOUNT AND PENALTY					
Discount (2%)	(245,800)	(244,631)	(256,377)	(242,572)	(238,385)
Penalty (10%)	137,364	152,278	132,843	129,259	129,905
<b>TOTAL DISCOUNT &amp; PENALTY</b>	<b>(108,435)</b>	<b>(92,352)</b>	<b>(123,534)</b>	<b>(113,313)</b>	<b>(108,480)</b>
<b>TOTAL CURRENT YEAR TAXES</b>	<b>15,219,529</b>	<b>15,350,370</b>	<b>15,466,089</b>	<b>15,126,457</b>	<b>14,937,489</b>
PRIOR YEARS' TAXES					
Tax Liens - Principal	0	(54)	0	0	0
Tax Amount - 1st Year Prior	654,949	718,297	701,187	734,299	737,970
Tax Amount - 2nd Year Prior	906,364	937,808	981,877	975,596	980,474
Tax Amount - 3rd & More Prior Years	160,427	193,798	126,580	164,783	165,607
Penalty & Int - 1st Year Prior	95,023	95,583	94,198	99,747	100,246
Penalty & Int - 2nd Year Prior	217,007	219,866	228,727	230,388	231,540
Penalty & Int - 3rd & More Years	70,150	78,384	61,264	73,600	73,968
Tax Amount - Tax Sales	0	0	302,935	0	0
<b>TOTAL PRIOR YEARS' TAXES</b>	<b>2,103,919</b>	<b>2,243,682</b>	<b>2,496,769</b>	<b>2,278,413</b>	<b>2,289,805</b>
<b>TOTAL REAL ESTATE TAXES</b>	<b>17,323,448</b>	<b>17,594,052</b>	<b>17,962,858</b>	<b>17,404,871</b>	<b>17,227,295</b>
OTHER TAXES					
Transfer Taxes	560,998	642,804	1,026,603	600,000	649,000
Hotel Taxes	840,000	0	0	840,000	900,000
LOCAL SERVICE TAXES					
Tax Amount - Current Year	3,909,672	7,540,674	6,843,476	6,157,000	6,207,785
Penalty - Current Tax	0	(1)	0	(1)	0
Tax Amount - Prior Year	551,485	5,078	1,332	0	0
Local Service Tax Commission	(75,495)	(132,591)	(118,589)	(107,748)	(108,636)
<b>TOTAL L.S.T.</b>	<b>4,385,662</b>	<b>7,413,159</b>	<b>6,726,219</b>	<b>6,049,251</b>	<b>6,099,149</b>
EARNED INCOME TAXES					
Tax Amount - Current Year	11,209,665	11,615,106	12,068,564	11,600,000	11,716,000
E.I.T. Commissions	(162,475)	(168,126)	(173,262)	(168,200)	(169,882)
E.I.T. Annual Returns Cost	(3,760)	0	0	0	0
E.I.T. DCTCC Fees	(3,640)	0	0	(1,803)	(1,821)
<b>TOTAL E.I.T.</b>	<b>11,039,790</b>	<b>11,446,980</b>	<b>11,895,302</b>	<b>11,429,997</b>	<b>11,544,297</b>
MERCANTILE/BUSINESS PRIVILEGE LICENSES					

GENERAL FUND  
REVENUE ANALYSIS DETAIL  
2019 APPROVED BUDGET

Account Name	2016 Actual	2017 Actual	2018 Actual YTD 12/31/2018	2018 Adopted Budget	2019 Approved Budget
Business Privilege - Current Year	145,540	268,350	212,850	160,000	160,000
Business Privilege - Prior Year	12,104	7,880	9,640	10,000	9,000
Landlord - Current Year	95,880	121,250	118,400	110,000	115,000
Landlord - Prior Year	11,720	17,920	22,060	8,000	10,000
License Commission	(10)	0	0	0	0
Filing Fee/Court Cost Remittance	0	3,357	4,016	5,000	4,000
<b>MERCANTILE/BUSINESS TAXES</b>					
Current Year Tax	2,602,611	2,613,735	2,769,218	2,550,000	2,650,000
Prior Year Tax	112,627	134,488	135,428	130,000	100,000
Penalty	84,583	101,619	105,772	80,000	75,000
Interest	15,427	24,696	29,044	20,000	15,000
Tax Commission	(16,206)	0	0	0	0
Amusement Tax	315,664	297,956	291,137	290,000	290,000
Amusement Tax - Prior Year	14,256	8,604	5,192	5,000	5,000
Amusement Tax Interest	2,341	1,839	1,579.84	550	1,050
Parking Tax	3,769,704	3,952,029	3,942,441	3,900,000	3,950,000
Parking License Fee	13,724	15,484	19,338	12,500	12,000
Parking License Fee - Prior Year	710	4,076	0	1,000	500
Parking License Fee - Interest	3,010	3,284	1,459	2,000	1,500
General License Tax	39,840	45,020	52,620	31,000	35,000
<b>TOTAL MERC./BUS. PRIV.</b>	<b>7,223,526</b>	<b>7,621,587</b>	<b>7,720,195</b>	<b>7,315,050</b>	<b>7,433,050</b>
<b>TOTAL OTHER TAXES</b>	<b>24,049,976</b>	<b>27,124,530</b>	<b>27,368,319</b>	<b>26,234,298</b>	<b>26,625,496</b>
<b>TOTAL TAXES</b>	<b>41,373,424</b>	<b>44,718,582</b>	<b>45,331,177</b>	<b>43,639,169</b>	<b>43,852,790</b>
<b>DEPARTMENTAL REVENUES</b>					
<b>ADMINISTRATION</b>					
Neighborhood Service Fund	811,063	811,063	811,063	811,063	811,063
Satisfaction Fees	150	380	347	245	245
Filing Fee Returns	219	1,410	225	1,372	1,372
Life Partnership Registry	25	25	50	25	25
Liens - Court Costs	0	16	0	0	0
Collection Revenue (School)	122,455	107,487	127,083	141,308	141,308
Collection Fees (School Merc.)	118,368	95,065	108,664	70,601	71,307
Returned Check Fee	3,948	4,293	4,101	4,660	4,660
Other Administration Revenue	60,950	70,762	74,828	63,098	63,098
Documents/Publications - Mercantile	106	1	0	92	92
<b>TOTAL ADMINISTRATION</b>	<b>1,117,283</b>	<b>1,090,501</b>	<b>1,126,360</b>	<b>1,092,465</b>	<b>1,093,171</b>
<b>BUILDING &amp; HOUSING DEVELOPMENT</b>					
Rooming House	8,920	13,215	11,880	8,200	8,200
Appeal Hearing Fees	800	0	800	800	800
License Renewal Fees	187,525	175,000	170,175	145,000	175,000
Permit Fees - Electrical	94,857	159,362	73,941	62,000	70,000
Permit Fees - Plumbing	62,302	61,571	66,956	45,000	50,000
Permit Fees - Building	450,092	979,800	699,029	325,000	400,000
Permit Fees - Low Voltage Electric	2,943	1,202	956	3,000	1,500
Permit Fees - Dumpster	3,500	3,785	4,475	2,500	2,800
Permit Fees - Demolition	22,273	23,013	36,933	15,000	20,000
Fire Prevention Code	41,384	59,718	49,666	38,000	50,000
Permit Fees - Special	2,672	4,102	5,131	2,000	2,500
Fees - Flood Plain Certification	1,865	1,645	1,680	4,500	1,000



GENERAL FUND  
REVENUE ANALYSIS DETAIL  
2019 APPROVED BUDGET

Account Name	2016 Actual	2017 Actual	2018 Actual YTD 12/31/2018	2018 Adopted Budget	2019 Approved Budget
Fees - Buyer Notification	22,210	26,425	28,215	15,000	20,000
Fees - Planning	5,990	2,084	15,374	5,990	6,020
Fees - City Health Inspection	75,785	109,680	89,885	65,000	75,000
Fees - Zoning Hearing Board	12,983	7,750	12,950	9,800	9,800
Permit Fees - Zoning	54,601	122,003	83,958	65,000	68,000
Rental Inspection	210,126	284,742	415,575	225,000	280,000
Publications and Maps	4,100	3,350	3,050	500	500
Warrant Services Fee	575	1,025	1,906	859	859
<b>TOTAL BUILDING &amp; HOUSING DEV.</b>	<b>1,265,503</b>	<b>2,039,471</b>	<b>1,772,534</b>	<b>1,038,149</b>	<b>1,241,979</b>
<b>PUBLIC SAFETY</b>					
Fire and Burglar Alarm	47,628	43,993	54,485	50,000	45,000
Vehicular Extraction Fees	10,733	10,942	0	10,942	10,942
Special Police Services	3,750	0	0	0	0
Towing Fees	22,595	22,666	21,144	21,067	21,067
Police Investigation Reports	87,915	46,425	39,702	58,985	58,985
Booking Processing Fee	19,835	36,815	23,843	33,140	33,140
Fire Investigation Reports	1,775	1,697	1,384	1,624	1,624
Fire Inspection/Safety	300	0	0	200	200
Fees - Firefighter Application	12,970	0	0	12,970	0
Meter Bag Rental	24,116	49,388	53,896	20,000	24,000
Police Personnel Reimb.	32,965	37,219	27,736	44,500	44,500
ARRA COPS Grant	0	302,034	200,320	167,776	50,000
Police On Patrol	14,137	0	0	1,006	1,006
Domestic Violence Grant	14,150	3,000	0	2,302	2,302
FEMA/USAR Contract	36,795	218,520	133,791	20,000	20,000
HHA Reimbursement	432,127	315,540	198,993	250,000	250,000
Other Public Safety Revenue	4,554,343	5,051,423	5,064,832	5,040,000	5,040,000
Fees - Permit Parking	47,105	43,910	46,375	39,731	39,731
Fines and Costs	42,244	13,811	38,867	48,028	48,028
Drug Task Force Reimbursement	90,962	67,213	158,911	74,082	74,082
Highway Safety Program Reimburse.	13,281	11,890	22,500	11,890	11,890
Dog Licenses	7,096	8,400	8,644	8,000	8,000
Fees - Booting	3,300	3,000	1,575	2,925	2,925
Police Extra Duty Revenue	660,784	715,040	881,981	769,502	769,502
<b>TOTAL PUBLIC SAFETY</b>	<b>6,180,906</b>	<b>7,002,925</b>	<b>6,978,978</b>	<b>6,688,670</b>	<b>6,556,924</b>
<b>PUBLIC WORKS</b>					
Street Cut Inspect	125,000	250,000	250,000	250,000	250,000
VMC Charges- Fed Grant	1,268	1,665	1,671	0	0
VMC Charges - Sanitation	234,420	388,769	362,121	279,300	279,300
VMC Charges - State Liquid Fuels	139,342	5,658	0	0	0
Sewer Maintenance Liens - Principal	159	667	427	542	542
Sewer Maintenance Liens - Interest	24	214	290	214	214
Recycling Revenue - Demolition	0	0	2,084	0	0
Other Public Works Revenue	3,136	18,941	16,709	15,341	15,341
<b>TOTAL PUBLIC WORKS</b>	<b>503,349</b>	<b>665,914</b>	<b>633,302</b>	<b>545,397</b>	<b>545,397</b>
<b>PARKS AND RECREATION</b>					
Revenue - Pool #1	4,100	7,595	1,705	7,595	7,595
Revenue - Pool #2	4,419	2,320	3,231	2,320	2,320

GENERAL FUND  
REVENUE ANALYSIS DETAIL  
2019 APPROVED BUDGET

Account Name	2016 Actual	2017 Actual	2018 Actual YTD 12/31/2018	2018 Adopted Budget	2019 Approved Budget
Fees - Shade Trees	145	195	245	165	165
Other Parks and Recreation Rev.	1,693	0	0	1,151	1,151
<b>TOTAL PARKS AND RECREATION</b>	<b>10,357</b>	<b>10,110</b>	<b>5,181</b>	<b>11,231</b>	<b>11,231</b>
<b>TOTAL DEPARTMENT REVENUE</b>	<b>9,077,398</b>	<b>10,808,922</b>	<b>10,516,354</b>	<b>9,375,913</b>	<b>9,448,703</b>
<b>OTHER REVENUES</b>					
<b>FINES AND FORFEITS</b>					
DJ - Traffic Violations	110,545	131,808	186,075	103,000	103,000
DJ - Summary Criminal Offenses	184,249	206,954	175,658	205,000	205,000
DJ - Codes Violations	74,375	92,567	88,332	75,000	80,000
City Parking Violations	447,119	423,493	422,889	425,102	425,102
Other Fines and Forfeits	326	400	1,125	0	0
<b>TOTAL FINES AND FORFEITS</b>	<b>816,613</b>	<b>855,222</b>	<b>874,079</b>	<b>808,102</b>	<b>813,102</b>
<b>LICENSES AND PERMITS</b>					
Alcoholic Beverage Licenses	28,950	28,250	27,800	28,250	28,250
Cable TV Franchise License	572,217	607,259	564,392	595,243	570,000
<b>TOTAL LICENSES AND PERMITS</b>	<b>601,167</b>	<b>635,509</b>	<b>592,192</b>	<b>623,493</b>	<b>598,250</b>
<b>INTEREST INCOME</b>					
Savings	23,313	0	0	1	1
Tax Appeal	280	0	0	41	41
Collection System	10	1	0	1	1
Education	7,879	0	0	0	0
E.M.S.Tax Rebate Account Interest	112	57	0	3	3
Interest on CDs	33,533	0	0	19,780	19,780
PNI Loan Interest	2,108	0	0	6,454	6,454
Other Investments	13,454	98,613	219,204	286	120,000
<b>TOTAL INTEREST INCOME</b>	<b>80,689</b>	<b>98,671</b>	<b>219,204</b>	<b>26,566</b>	<b>146,280</b>
<b>PROPERTY INCOME</b>					
Rental Income	2,025	2,200	2,025	2,100	2,100
Easement Fees	31,625	32,023	32,705	32,023	32,023
Gain on Sale of Fixed Assets	0	27,412	0	0	0
<b>TOTAL PROPERTY INCOME</b>	<b>33,650</b>	<b>61,635</b>	<b>34,730</b>	<b>34,123</b>	<b>34,123</b>
<b>MISCELLANEOUS</b>					
Reimbursement for Loss/Damage	0	568	5,157	0	0
Stop Loss Recoveries	187,900	49,846	13,762	100,000	100,000
Work Comp-Excess Recovery	0	210	0	0	0
Demolition Collection	0	0	34,171	0	0
Reimbursement for Shares Extended	0	21,987	0	0	200,000
NLC Service Line Warranty	8,176	7,628	6,851	7,628	7,628
Receipt of Prior Year Revenue	0	419,301	0	0	0
Insurance Reimbursement for Loss	19,352	505,076	9,485	150,000	20,000
Contributions and Donations	255,960	475,000	251,000	250,000	250,000
Miscellaneous	0	0	950	0	0

GENERAL FUND  
REVENUE ANALYSIS DETAIL  
2019 APPROVED BUDGET

Account Name	2016 Actual	2017 Actual	2018 Actual YTD 12/31/2018	2018 Adopted Budget	2019 Approved Budget
Payments In Lieu of Taxes (PILOTS)	728,031	542,364	809,462	676,797	676,797
Municipal Tavern Games Tax	387	399	498	399	399
Refund of Expenditures	14,888	172,960	5,435	81,000	40,500
Express Script Rebate	516,490	262,247	1,103	478,045	262,247
LED Electricity Rebate	374,962	173,628	0	0	0
Medicare Part D Program	53,107	124,145	142,652	90,000	90,000
Medical-Employee Contribution	598,009	641,211	765,967	639,720	641,011
Miscellaneous Lien - Principal	2,424	106,197	2,054	9,000	9,000
<b>TOTAL MISCELLANEOUS</b>	<b>2,759,686</b>	<b>3,502,765</b>	<b>2,048,547</b>	<b>2,482,590</b>	<b>2,297,582</b>
<b>INTERGOVERNMENTAL</b>					
Pension System State Aid	2,545,914	2,639,729	2,894,903	2,629,069	2,885,583
Public Utility Realty Taxes	41,845	42,611	46,660	45,000	45,000
Capital Fire Protection	992,000	0	0	0	0
Grant Proceeds	45,000	159,897	0	211,583	160,000
Ground Lease Payment	1,093,623	1,058,301	1,460,125	1,238,060	1,275,201
Priority Parking Distribution	1,717,788	1,583,049	2,097,495	1,762,331	2,241,682
<b>TOTAL INTERGOVERNMENTAL</b>	<b>6,436,170</b>	<b>5,483,587</b>	<b>6,499,183</b>	<b>5,886,043</b>	<b>6,858,466</b>
<b>INTERFUND TRANSFERS</b>					
Capital Projects Fund	0	0	277,784	670,000	0
State & Fed Grants	4,692,303	0	131,250	0	0
Federal Grants	280,392	134,561	0	51,546	0
CDBG Funds	42,017	0	0	0	0
<b>TOTAL INTERFUND TRANSFERS</b>	<b>5,014,712</b>	<b>134,561</b>	<b>409,034</b>	<b>721,546</b>	<b>0</b>
<b>TOTAL OTHER REVENUES</b>	<b>15,742,687</b>	<b>10,771,951</b>	<b>10,676,970</b>	<b>10,582,463</b>	<b>10,747,804</b>
<b>GENERAL FUND REVENUE</b>	<b>66,193,509</b>	<b>66,299,455</b>	<b>66,524,501</b>	<b>63,597,545</b>	<b>64,049,297</b>
Fund Balance Appropriation	0	0	0	9,234,300	6,782,736
<b>GENERAL FUND RESOURCES</b>	<b>66,193,509</b>	<b>66,299,455</b>	<b>66,524,501</b>	<b>72,831,845</b>	<b>70,832,033</b>

## 2019 Approved Budget

### Revenue Line Item

#### BUDGET UNIT: 01000100 GENERAL FUND

Account	2016 Actual	2017 Actual	2018 Actual YTD (12/31)	2018 Adopted Budget	2019 Approved Budget
301001 DISCOUNT PERIOD	\$12,291,211	\$12,115,846	\$12,805,439	\$12,128,599	\$11,919,242
301002 FLAT PERIOD	\$1,663,744	\$1,812,227	\$1,574,400	\$1,814,028	\$1,823,098
301003 PENALTY PERIOD	\$1,373,009	\$1,522,202	\$1,328,478	\$1,292,588	\$1,299,050
301004 REFUND PRIOR YR RE TAX	\$0	(\$27,593)	(\$118,694)	(\$408)	(\$410)
302001 DISCOUNT AMOUNT	(\$245,800)	(\$244,631)	(\$256,377)	(\$242,572)	(\$238,385)
302003 PENALTY AMOUNT	\$137,364	\$152,278	\$132,843	\$129,259	\$129,905
303000 PRIOR YR FLAT AMT	\$0	\$20,041	\$0	\$4,963	\$4,988
304001 TAX LIENS - PRINCIPAL	\$0	(\$54)	\$0	\$0	\$0
305001 TAX AMOUNT-1ST PRIOR YEAR	\$654,949	\$718,297	\$701,187	\$734,299	\$737,970
305002 TAX AMOUNT-2ND PRIOR YEAR	\$906,364	\$937,808	\$981,877	\$975,596	\$980,474
305003 TAX AMOUNT-3RD PRIOR YEAR	\$160,427	\$193,798	\$126,580	\$164,783	\$165,607
306001 PENALTY/INT 1ST YR PRIOR	\$95,023	\$95,583	\$94,198	\$99,747	\$100,246
306002 PENALTY/INT 2ND YR PRIOR	\$217,007	\$219,866	\$228,727	\$230,388	\$231,540
306003 PENALTY/INT 3RD YR PRIOR	\$70,150	\$78,384	\$61,264	\$73,600	\$73,968
307000 TAX AMOUNT/TAX SALES	\$0	\$0	\$302,935	\$0	\$0
<b>301100 REAL ESTATE TAXES</b>	<b>\$17,323,448</b>	<b>\$17,594,052</b>	<b>\$17,962,858</b>	<b>\$17,404,871</b>	<b>\$17,227,295</b>
309000 TRANSFER TAX REVENUE	\$560,998	\$642,804	\$1,026,603	\$600,000	\$649,000
<b>309100 TRANSFER TAXES</b>	<b>\$560,998</b>	<b>\$642,804</b>	<b>\$1,026,603</b>	<b>\$600,000</b>	<b>\$649,000</b>
310000 HOTEL TAX REVENUE	\$840,000	\$0	\$0	\$840,000	\$900,000
<b>310100 HOTEL TAXES</b>	<b>\$840,000</b>	<b>\$0</b>	<b>\$0</b>	<b>\$840,000</b>	<b>\$900,000</b>
316000 EMERGENCY/MUN SERVICES	\$3,909,672	\$7,540,674	\$6,843,476	\$6,157,000	\$6,207,785
316003 CURR YR PENALTY	\$0	(\$1)	\$0	(\$1)	\$0
316006 EMS TAX PRIOR YEAR	\$551,485	\$5,078	\$1,332	\$0	\$0
316009 LOCAL SVCS TAX-COMMISSION	(\$75,495)	(\$132,591)	(\$118,589)	(\$107,748)	(\$108,636)
<b>316100 E.M.S. TAX</b>	<b>\$4,385,662</b>	<b>\$7,413,159</b>	<b>\$6,726,219</b>	<b>\$6,049,251</b>	<b>\$6,099,149</b>
321000 EIT - CURR YR	\$11,209,665	\$11,615,106	\$12,068,564	\$11,600,000	\$11,716,000
323001 EIT COMMISSIONS	(\$162,475)	(\$168,126)	(\$173,262)	(\$168,200)	(\$169,882)
323004 EIT - ANNUAL RETURNS COST	(\$3,760)	\$0	\$0	\$0	\$0
323003 EIT-DCTCC FEES	(\$3,640)	\$0	\$0	(\$1,803)	(\$1,821)
<b>321100 EARNED INCOME TAX</b>	<b>\$11,039,790</b>	<b>\$11,446,980</b>	<b>\$11,895,302</b>	<b>\$11,429,997</b>	<b>\$11,544,297</b>
324001 MERCANTILE/BUS LIC CUR YR	\$145,540	\$268,350	\$212,850	\$160,000	\$160,000
324002 MERCANTILE/BUS LIC PR YR	\$12,104	\$7,880	\$9,640	\$10,000	\$9,000
324004 MERC/LANDLORD LIC CURR YR	\$95,880	\$121,250	\$118,400	\$110,000	\$115,000
324005 MERC/LANDLORD LIC PRIORYR	\$11,720	\$17,920	\$22,060	\$8,000	\$10,000
324009 MERC LIC COMMISSION	(\$10)	\$0	\$0	\$0	\$0
324020 FILE FEE/COURT COST REMIT	\$0	\$3,357	\$4,016	\$5,000	\$4,000
<b>324100 MERC/BUS PRIVIL LICENSES</b>	<b>\$265,234</b>	<b>\$418,757</b>	<b>\$366,966</b>	<b>\$293,000</b>	<b>\$298,000</b>
325001 MBP TAX - CURRENT YR	\$2,602,611	\$2,613,735	\$2,769,218	\$2,550,000	\$2,650,000
325002 MBP TAX - PRIOR YR	\$112,627	\$134,488	\$135,428	\$130,000	\$100,000
325003 MBP TAX - PENALTY	\$84,583	\$101,619	\$105,772	\$80,000	\$75,000
325004 MBP TAX - INTEREST	\$15,427	\$24,696	\$29,044	\$20,000	\$15,000
325009 MBP TAX COMMISSION	(\$16,206)	\$0	\$0	\$0	\$0
326001 MBP AMUSEMENT TAX	\$315,664	\$297,956	\$291,137	\$290,000	\$290,000
326002 MBP AMUSEMT TAX-PRIOR YR	\$14,256	\$8,604	\$5,192	\$5,000	\$5,000
326003 MBP AMUSEMENT TAX PENALTY	\$2,142	\$1,797	\$1,580	\$500	\$1,000
326004 MBP AMUSEMENT TAX - INT	\$199	\$42	\$0	\$50	\$50
327000 MBP PARKING TAXES CURRENT	\$3,769,704	\$3,952,029	\$3,942,441	\$3,900,000	\$3,950,000
327001 MBP PARKING FEE	\$13,724	\$15,484	\$19,338	\$12,500	\$12,000
327002 PARKING LICENSE FEE-PRIOR	\$710	\$4,076	\$0	\$1,000	\$500
327003 PARKING LICENSE FEE-PENAL	\$3,010	\$3,284	\$1,459	\$2,000	\$1,500
329000 MBP GENERAL LICENSE TAX	\$39,840	\$45,020	\$52,620	\$31,000	\$35,000
<b>325100 MERC/BUS TAXES</b>	<b>\$6,958,292</b>	<b>\$7,202,829</b>	<b>\$7,353,229</b>	<b>\$7,022,050</b>	<b>\$7,135,050</b>
340025 NEIGHBORHOOD SERVICES UTILITY	\$811,063	\$811,063	\$811,063	\$811,063	\$811,063
340040 SATISFACTION FEES	\$150	\$380	\$347	\$245	\$245
340050 FILING FEE RETURNS	\$219	\$1,410	\$225	\$1,372	\$1,372
340061 LIFE PARTNERSHIP REGISTRY	\$25	\$25	\$50	\$25	\$25

## 2019 Approved Budget

### Revenue Line Item

#### BUDGET UNIT: 01000100 GENERAL FUND

Account	2016 Actual	2017 Actual	2018 Actual YTD (12/31)	2018 Adopted Budget	2019 Approved Budget
340065 LIENS - COURT COSTS	\$0	\$16	\$0	\$0	\$0
340080 COLLECTION REV (SCHOOL)	\$122,455	\$107,487	\$127,083	\$141,308	\$141,308
340081 COLLECTION FEES(SCHOOL)	\$118,368	\$95,065	\$108,664	\$70,601	\$71,307
340085 NSF CHECK FEE	\$3,948	\$4,293	\$4,101	\$4,660	\$4,660
340090 OTHER ADMINISTRATIVE	\$60,950	\$70,762	\$74,828	\$63,098	\$63,098
340091 MERCANTILE DOCS/PUBLICATE	\$106	\$1	\$0	\$92	\$92
<b>340100 DEPT OF ADMIN REVENUES</b>	<b>\$1,117,283</b>	<b>\$1,090,501</b>	<b>\$1,126,360</b>	<b>\$1,092,465</b>	<b>\$1,093,171</b>
341001 ROOMING HOUSE	\$8,920	\$13,215	\$11,880	\$8,200	\$8,200
341002 APPEAL HEARING FEES	\$800	\$0	\$800	\$800	\$800
341011 LICENSE RENEWAL FEES	\$187,525	\$175,000	\$170,175	\$145,000	\$175,000
341020 ELECTRICAL PERMIT FEE	\$94,857	\$159,362	\$73,941	\$62,000	\$70,000
341021 PLUMBING PERMIT FEE	\$62,302	\$61,571	\$66,956	\$45,000	\$50,000
341022 BUILDING PERMIT FEE	\$450,092	\$979,800	\$699,029	\$325,000	\$400,000
341023 LOW VOLTAGE ELEC. PERMITS	\$2,943	\$1,202	\$956	\$3,000	\$1,500
341024 DUMPSTER PERMIT FEES	\$3,500	\$3,785	\$4,475	\$2,500	\$2,800
341025 DEMOLITION PERMIT FEES	\$22,273	\$23,013	\$36,933	\$15,000	\$20,000
341026 FIRE PREVENTION CODE	\$41,384	\$59,718	\$49,666	\$38,000	\$50,000
341027 SPECIAL PERMIT FEES	\$2,672	\$4,102	\$5,131	\$2,000	\$2,500
341028 FLOOD PLAIN CERTIFICATION	\$1,865	\$1,645	\$1,680	\$4,500	\$1,000
341030 BUYER NOTIFY FEES	\$22,210	\$26,425	\$28,215	\$15,000	\$20,000
341050 PLANNING FEES	\$5,990	\$2,084	\$15,374	\$5,990	\$6,020
341051 HEALTH INSPECT FEES	\$75,785	\$109,680	\$89,885	\$65,000	\$75,000
341060 ZONING HEARING BOARD FEES	\$12,983	\$7,750	\$12,950	\$9,800	\$9,800
341061 PERMIT FEES-ZONING SIGN	\$54,601	\$122,003	\$83,958	\$65,000	\$68,000
341072 RENTAL INSPECTION INCOME	\$210,126	\$284,742	\$415,575	\$225,000	\$280,000
341080 SALE OF PUB/MAPS/GIS DATA	\$4,100	\$3,350	\$3,050	\$500	\$500
342011 WARRANT SERVICES FEES	\$575	\$1,025	\$1,906	\$859	\$859
<b>341100 DBHD REVENUES</b>	<b>\$1,265,503</b>	<b>\$2,039,471</b>	<b>\$1,772,534</b>	<b>\$1,038,149</b>	<b>\$1,241,979</b>
342008 BURG/FIRE ALARMS	\$47,628	\$43,993	\$54,485	\$50,000	\$45,000
342009 VEHICLE EXTRACTION FEES	\$10,733	\$10,942	\$0	\$10,942	\$10,942
342015 TOWING FEES	\$22,595	\$22,666	\$21,144	\$21,067	\$21,067
342020 POLICE INV REPORTS	\$87,915	\$46,425	\$39,702	\$58,985	\$58,985
342021 BOOKING PROCESSING FEE	\$19,835	\$36,815	\$23,843	\$33,140	\$33,140
342030 FIRE INV REPORTS	\$1,775	\$1,697	\$1,384	\$1,624	\$1,624
342031 FIRE INSPECTION/SAFETY	\$300	\$0	\$0	\$200	\$200
342043 FIREFIGHTER APP FEES	\$12,970	\$0	\$0	\$12,970	\$0
342050 METER BAG RENTAL	\$24,116	\$49,388	\$53,896	\$20,000	\$24,000
342061 POLICE PERSONNEL REIMB	\$32,965	\$37,219	\$27,736	\$44,500	\$44,500
342070 ARRA COPS	\$0	\$302,034	\$200,320	\$167,776	\$50,000
342074 POLICE ON PATROL	\$14,137	\$0	\$0	\$1,006	\$1,006
342079 DOMESTIC VIOLENCE GRANT	\$14,150	\$3,000	\$0	\$2,302	\$2,302
342086 FEMA/USAR CONTRACT	\$36,795	\$218,520	\$133,791	\$20,000	\$20,000
342089 HHA REIMBURSEMENT	\$432,127	\$315,540	\$198,993	\$250,000	\$250,000
342090 OTHER PUBLIC SAFETY	\$4,554,343	\$5,051,423	\$5,064,832	\$5,040,000	\$5,040,000
342091 PERMIT PARKING FEES	\$47,105	\$43,910	\$46,375	\$39,731	\$39,731
342092 FINE AND COSTS	\$42,244	\$13,811	\$38,867	\$48,028	\$48,028
342093 DRUG TASK FORCE REIMBURS	\$90,962	\$67,213	\$158,911	\$74,082	\$74,082
342094 HIGHWAY SAFETY GRANT	\$13,281	\$11,890	\$22,500	\$11,890	\$11,890
342098 DOG AND CAT LICENSES	\$7,096	\$8,400	\$8,644	\$8,000	\$8,000
342099 BOOTING FEES	\$3,300	\$3,000	\$1,575	\$2,925	\$2,925
342010 SPEC POLICE SERVICES	\$3,750	\$0	\$0	\$0	\$0
342901 POLICE EXTRA DUTY	\$660,784	\$715,040	\$881,981	\$769,502	\$769,502
<b>342100 DEPT OF PUBLIC SAFETY</b>	<b>\$6,180,906</b>	<b>\$7,002,925</b>	<b>\$6,978,978</b>	<b>\$6,688,670</b>	<b>\$6,556,924</b>
343002 STREET CUT INSPECT	\$125,000	\$250,000	\$250,000	\$250,000	\$250,000
343035 VMC CHRGS - FED GRANT	\$1,268	\$1,665	\$1,671	\$0	\$0
343037 VMC CHRGS/SANITATION FUND	\$234,420	\$388,769	\$362,121	\$279,300	\$279,300

## 2019 Approved Budget

### Revenue Line Item

#### BUDGET UNIT: 01000100 GENERAL FUND

Account	2016 Actual	2017 Actual	2018 Actual YTD (12/31)	2018 Adopted Budget	2019 Approved Budget
343040 VMC CHRGS/STATE LIQ FUEL	\$139,342	\$5,658	\$0	\$0	\$0
343051 SEWER MAINT LIENS-PRINCIP	\$159	\$667	\$427	\$542	\$542
343052 SEWER MAINT LIENS-PENALTY	\$24	\$214	\$290	\$214	\$214
343083 RECYCLING REV.-DEMOLITION	\$0	\$0	\$2,084	\$0	\$0
343090 OTHER PUB WORKS	\$3,136	\$18,941	\$16,709	\$15,341	\$15,341
<b>343100 DEPT OF PUBLIC WORKS</b>	<b>\$503,349</b>	<b>\$665,914</b>	<b>\$633,302</b>	<b>\$545,397</b>	<b>\$545,397</b>
345001 POOL #1	\$4,100	\$7,595	\$1,705	\$7,595	\$7,595
345002 POOL #2	\$4,419	\$2,320	\$3,231	\$2,320	\$2,320
345011 SHADE TREE FEES	\$145	\$195	\$245	\$165	\$165
345090 OTHER PARKS & REC	\$1,693	\$0	\$0	\$1,151	\$1,151
<b>345100 DEPT OF PARKS &amp; REC</b>	<b>\$10,357</b>	<b>\$10,110</b>	<b>\$5,181</b>	<b>\$11,231</b>	<b>\$11,231</b>
346012 DJ-TRAFF VIOLATINS	\$110,545	\$131,808	\$186,075	\$103,000	\$103,000
346013 DJ-SUMMARY CRIMINAL OFF	\$184,249	\$206,954	\$175,658	\$205,000	\$205,000
346015 DJ-CODES VIOLATIONS	\$74,375	\$92,567	\$88,332	\$75,000	\$80,000
346020 PARK TICKETS-VIO FINE	\$447,119	\$423,493	\$422,889	\$425,102	\$425,102
346090 OTHER FINES & FORFEITS	\$326	\$400	\$1,125	\$0	\$0
<b>346100 FINES &amp; FORFEITS</b>	<b>\$816,613</b>	<b>\$855,222</b>	<b>\$874,079</b>	<b>\$808,102</b>	<b>\$813,102</b>
347010 ALCOHOLIC BEVERAGE LICENS	\$28,950	\$28,250	\$27,800	\$28,250	\$28,250
347020 TV FRANCHISE LICENSE	\$572,217	\$607,259	\$564,392	\$595,243	\$570,000
<b>347100 LICENSES &amp; PERMITS</b>	<b>\$601,167</b>	<b>\$635,509</b>	<b>\$592,192</b>	<b>\$623,493</b>	<b>\$598,250</b>
350000 SAVINGS ACCT INTEREST	\$23,313	\$0	\$0	\$1	\$1
350001 TAX APPEAL INT EARNINGS	\$280	\$0	\$0	\$41	\$41
350003 INT SAVINGS-COLL SYSTEM	\$10	\$1	\$0	\$1	\$1
350009 INTEREST EARNINGS EDCL	\$7,879	\$0	\$0	\$0	\$0
350070 EMS TAX INTEREST	\$112	\$57	\$0	\$3	\$3
351000 INT ON CDS	\$33,533	\$0	\$0	\$19,780	\$19,780
351091 PNI LOAN INTEREST	\$2,108	\$0	\$0	\$6,454	\$6,454
352000 INT ON INVSTMTS/GRANT	\$13,454	\$98,613	\$219,204	\$286	\$120,000
<b>350100 INTEREST INCOME</b>	<b>\$80,689</b>	<b>\$98,671</b>	<b>\$219,204</b>	<b>\$26,566</b>	<b>\$146,280</b>
355000 RENTAL INCOME	\$2,025	\$2,200	\$2,025	\$2,100	\$2,100
356000 EASEMENT FEES	\$31,625	\$32,023	\$32,705	\$32,023	\$32,023
358090 SALE OF ASSETS	\$0	\$27,412	\$0	\$0	\$0
<b>355100 RENTAL INCOME</b>	<b>\$33,650</b>	<b>\$61,635</b>	<b>\$34,730</b>	<b>\$34,123</b>	<b>\$34,123</b>
380000 REIMB FOR LOSS /DAMAGE	\$0	\$568	\$5,157	\$0	\$0
380002 STOP LOSS RECOVERIES	\$187,900	\$49,846	\$13,762	\$100,000	\$100,000
380003 WORK COMP-EXCESS RECOVERY	\$0	\$210	\$0	\$0	\$0
380005 DEMOLITION COLLECTION	\$0	\$0	\$34,171	\$0	\$0
380007 REIMB FOR SHARED EXPENDS	\$0	\$21,987	\$0	\$0	\$200,000
380008 NLC SVC LINE WARRANTY PR	\$8,176	\$7,628	\$6,851	\$7,628	\$7,628
380010 RECEIPT OF PRIOR YEAR REV	\$0	\$419,301	\$0	\$0	\$0
380033 INSURANCE REIMB FOR LOSS	\$19,352	\$505,076	\$9,485	\$150,000	\$20,000
382000 CONTRIBUTIONS AND DONAT	\$255,960	\$475,000	\$251,000	\$250,000	\$250,000
384000 MISCELLANEOUS CONT.	\$0	\$0	\$950	\$0	\$0
384001 P.I.L.O.T.S.	\$728,031	\$542,364	\$809,462	\$676,797	\$676,797
384010 MUNICIP TAVERN GAMES TAX	\$387	\$399	\$498	\$399	\$399
385000 REFUNDS OF EXPENDITURES	\$14,888	\$172,960	\$5,435	\$81,000	\$40,500
385003 EXPRESS SCRIPT REBATE	\$516,490	\$262,247	\$1,103	\$478,045	\$262,247
385004 LED ELECTRICITY REBATE	\$374,962	\$173,628	\$0	\$0	\$0
385006 MEDICARE PART D PROGRAM	\$53,107	\$124,145	\$142,652	\$90,000	\$90,000
385018 MEDICAL-EMPLOYEE CONTR	\$598,009	\$641,211	\$765,967	\$639,720	\$641,011
385090 MISCELLANEOUS	\$2,424	\$106,197	\$2,054	\$9,000	\$9,000
<b>380100 MISCELLANEOUS</b>	<b>\$2,759,686</b>	<b>\$3,502,765</b>	<b>\$2,048,547</b>	<b>\$2,482,590</b>	<b>\$2,297,582</b>
392000 PENSION SYSTEM STATE AID	\$2,545,914	\$2,639,729	\$2,894,903	\$2,629,069	\$2,885,583
393000 GAMING FUNDS	\$0	\$0	\$0	\$0	\$251,000
394000 PUB UTILTY REALTY TAX	\$41,845	\$42,611	\$46,660	\$45,000	\$45,000
395000 CAPITAL FIRE PROTECTION	\$992,000	\$0	\$0	\$0	\$0

## 2019 Approved Budget

Revenue Line Item

### BUDGET UNIT: 01000100 GENERAL FUND

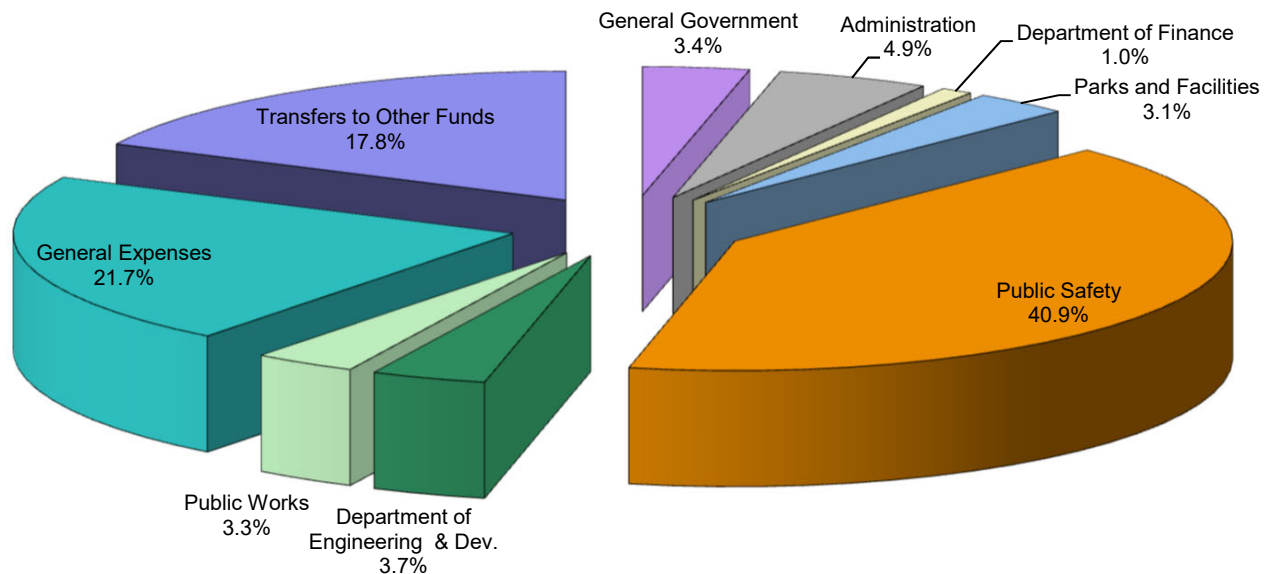
Account	2016 Actual	2017 Actual	2018 Actual YTD (12/31)	2018 Adopted Budget	2019 Approved Budget
396000 GRANT PROCEEDS	\$45,000	\$159,897	\$0	\$211,583	\$160,000
397002 GROUND LEASE PAYMENTS	\$1,093,623	\$1,058,301	\$1,460,125	\$1,238,060	\$1,275,201
397003 PRIORITY PARKING CITY PAYMENT	\$1,717,788	\$1,583,049	\$2,097,495	\$1,762,331	\$2,241,682
<b>390100 INTERGOVERNMENTAL</b>	<b>\$6,436,170</b>	<b>\$5,483,587</b>	<b>\$6,499,183</b>	<b>\$5,886,043</b>	<b>\$6,858,466</b>
398006 CAPITOL PROJECTS FUND	\$0	\$0	\$277,784	\$670,000	\$0
398011 STATE & FED GRANTS FUND	\$4,692,303	\$0	\$131,250	\$0	\$0
398014 FEDERAL GRANTS	\$280,392	\$134,561	\$0	\$51,546	\$0
398030 CDBG FUNDS	\$42,017	\$0	\$0	\$0	\$0
<b>398100 INTERFUND TRANSFERS</b>	<b>\$5,014,712</b>	<b>\$134,561</b>	<b>\$409,034</b>	<b>\$721,546</b>	<b>\$0</b>
399099 ESTIMATED CASH CARRYOVER	\$0	\$0	\$0	\$9,234,300	\$6,782,736
<b>399100 EST CASH CARRYOVER</b>	<b>\$0</b>	<b>\$0</b>	<b>\$0</b>	<b>\$9,234,300</b>	<b>\$6,782,736</b>
<b>01000100 GENERAL FUND</b>	<b>\$66,193,509</b>	<b>\$66,299,455</b>	<b>\$66,524,501</b>	<b>\$72,831,845</b>	<b>\$70,832,033</b>

**GENERAL FUND  
EXPENDITURE ANALYSIS SUMMARY  
2019 APPROVED BUDGET**

Account Name	2016 Actual	2017 Actual	2018 Actual YTD 12/31/2018	2019 Approved Budget
General Government	1,825,168	1,941,384	2,041,414	2,441,535
Administration	1,721,320	2,346,385	2,307,814	3,490,597
Department of Finance	555,872	617,343	602,351	729,608
Parks and Facilities	633,347	978,665	1,389,957	2,200,899
Public Safety	23,347,252	25,191,814	28,126,592	28,946,409
Department of Engineering & Dev.	2,799,530	4,045,491	4,062,991	2,635,601
Public Works	1,335,704	1,409,572	1,670,957	2,355,926
General Expenses	12,590,373	13,414,848	12,352,937	15,385,161
Transfers to Other Funds	9,217,206	13,414,421	10,614,356	12,622,416
<b>TOTAL GENERAL FUND</b>	<b>54,025,772</b>	<b>63,359,925</b>	<b>63,169,369</b>	<b>70,808,152</b>

Personnel	35,343,834	38,639,129	38,675,517	43,862,301
Services	4,310,520	4,951,820	6,833,348	7,822,257
Supplies	1,777,104	1,789,366	2,347,103	2,732,469
Other	12,594,313	17,979,610	15,313,400	16,391,125
<b>TOTAL GENERAL FUND</b>	<b>54,025,772</b>	<b>63,359,925</b>	<b>63,169,368</b>	<b>70,808,152</b>

**General Fund Expenditures  
2019  
Approved Expenditures by Department**





EXPENDITURE ANALYSIS SUMMARY  
2019 APPROVED BUDGET

	2016 Actual	2017 Actual	2018 Actual YTD (12/31)	2018 Adopted Budget	2019 Approved Budget
<b>GENERAL GOVERNMENT</b>					
<u><b>0101 OFFICE OF CITY COUNCIL</b></u>					
Personnel	285,300	265,486	282,899	286,888	289,580
Services	41,980	46,040	47,072	102,080	114,200
Supplies	5,052	16,930	8,829	22,000	11,000
Other	1,109	2,662	0	0	3,400
TOTALS	333,441	331,118	338,800	410,968	418,180
<u><b>0102 OFFICE OF THE MAYOR</b></u>					
Personnel	220,064	205,527	176,036	229,295	235,378
Services	5,703	6,078	3,374	11,463	16,380
Supplies	1,273	2,941	7,938	12,457	14,187
Other	1,195	1,255	0	0	0
TOTALS	228,235	215,800	187,348	253,215	265,945
<u><b>0103 OFFICE OF CITY CONTROLLER</b></u>					
Personnel	141,685	145,090	151,002	151,595	153,698
Services	3,519	183	0	10,500	10,500
Supplies	5,723	3,162	882	9,207	9,200
Other	0	0	0	0	0
TOTALS	150,928	148,435	151,884	171,302	173,398
<u><b>0104 OFFICE OF CITY TREASURER</b></u>					
Personnel	269,030	307,649	340,497	340,724	347,911
Services	34,546	32,344	32,227	61,200	61,900
Supplies	1,079	2,801	7,520	12,000	12,000
Other	0	0	12,854	10,000	0
TOTALS	304,655	342,794	393,097	423,924	421,811
<u><b>0105 OFFICE OF CITY SOLICITOR</b></u>					
Personnel	333,432	346,079	373,362	455,215	454,200
Services	156,454	203,251	174,042	232,742	232,742
Supplies	24,667	27,957	28,792	42,150	50,750
Other	1,195	1,195	0	0	0
TOTALS	515,748	578,482	576,197	730,107	737,692
<u><b>0114 BUREAU OF COMMUNICATION</b></u>					
Personnel	201,507	211,966	286,320	293,303	292,161
Services	6,246	11,185	20,530	18,000	33,600
Supplies	5,413	22,805	11,149	22,000	16,500
Other	0	0	0	0	0
TOTALS	213,166	245,956	317,999	333,303	342,261
<u><b>0115 OFFICE OF SOCIAL EQUITY/AFFIRMATIVE ACTION</b></u>					
Personnel	77,350	75,591	66,648	66,743	67,673
Services	597	1,899	6,046	15,100	11,100
Supplies	1,047	1,309	3,393	3,475	3,475
Other	0	0	0	0	0
TOTALS	78,994	78,800	76,088	85,318	82,248
<b>TOTAL GENERAL GOVERNMENT</b>					
Personnel	1,528,369	1,557,388	1,676,764	1,823,763	1,840,601
Services	249,046	300,979	283,291	451,085	480,422
Supplies	44,254	77,905	68,504	123,289	117,112
Other	3,499	5,112	12,854	10,000	3,400
TOTAL EXPENDITURES	1,825,168	1,941,384	2,041,414	2,408,137	2,441,535

POSITION ANALYSIS SUMMARY  
2019 APPROVED BUDGET

	2016 Actual	2017 Actual	2018 Actual YTD (12/31)	2018 Adopted Budget	2019 Approved Budget
GENERAL GOVERNMENT					
Office of City Council	9.00	9.00	9.00	9.00	9.00
Office of the Mayor	3.00	4.00	5.00	4.00	4.00
Office of City Controller	3.00	3.00	3.00	3.00	3.00
Office of City Treasurer	6.00	7.00	6.75	6.75	6.75
Office of City Treasurer	6.00	7.00	6.75	6.75	6.75
Office of City Solicitor	5.00	5.00	6.00	6.00	6.00
Communication	3.00	6.00	6.00	5.00	5.00
Office Social Equity/Affirmative Action	1.00	1.00	0.00	1.00	1.00
TOTAL POSITIONS	36.00	42.00	42.50	41.50	41.50

**OFFICE OF CITY COUNCIL**

Harrisburg's City Council is the Legislative Branch of City government. The City Council consists of seven members who are elected at large. The City Council President is elected by the Council members and presides over the Council meetings. In the event of illness or absence, the Vice-President presides over the meetings. City Council considers and evaluates legislative concerns through a study committee structure consisting of committees on Administration, Budget & Finance, Building & Housing, Community & Economic Development, Parks & Recreation, Public Safety, and Public Works. City Council also confirms all department directors and certain other Mayoral appointees. Council is also required, by the Third Class Optional City Code of Pennsylvania, to pass an annual budget by December 31 of each fiscal year.

EXPENDITURE ANALYSIS DETAIL  
2019 APPROVED BUDGET

General Fund

0101 City Council

**Allocation Plan**

**Position Control**

	<b>2018 Adopted</b>	<b>2019 Approved</b>
<b>PERSONNEL</b>		
Salaries-Mgmt	266,500	269,000
Fringe Benefits	20,388	20,580
<b>TOTAL</b>	<b>286,888</b>	<b>289,580</b>
<b>SERVICES</b>		
Communications	7,900	23,700
Professional Services	40,000	40,000
Utilities	0	0
Insurance	0	0
Rentals	0	0
Maintenance & Repairs	4,100	500
Contracted Services	50,080	50,000
<b>TOTAL</b>	<b>102,080</b>	<b>114,200</b>
<b>SUPPLIES</b>		
Supplies	21,000	11,000
Minor Capital Equipment	1,000	0
<b>TOTAL</b>	<b>22,000</b>	<b>11,000</b>
<b>OTHER</b>		
	0	3,400
<b>TOTAL APPROPRIATION</b>	<b>410,968</b>	<b>418,180</b>

<b>JOB CLASSIFICATION</b>	<b>2018 Adopted</b>	<b>2019 Approved</b>	<b>2018 Adopted</b>	<b>2019 Approved</b>
Council Members	7	7	141,500	141,500
City Clerk	1	1	75,000	76,500
Assistant City Clerk	1	1	50,000	51,000
<b>Total Management</b>	<b>9</b>	<b>9</b>	<b>266,500</b>	<b>269,000</b>
FICA			20,388	20,580
<b>Total Fringe Benefits</b>			<b>20,388</b>	<b>20,580</b>
<b>TOTAL</b>	<b>9</b>	<b>9</b>	<b>286,888</b>	<b>289,580</b>

**GENERAL GOVERNMENT**

CITY COUNCIL - 0101

EMPLOYEE	POSITION	ANNIV. / D.O.H.			2018	2019	2019	2019	2019	2019	2019	FRINGE	TOTAL
					END OF YR SALARY	GRADE/STEP INCREASE	ANNUAL INCREASE	LONG.	SALARY	LUMP SUM	FICA	BENEFITS	
	CITY CLERK	4	6	2009	\$ 75,000.00	0.00	1,500.00	0.00	76,500.00	0.00	5,853.00	0.00	82,353.00
	ASSISTANT CITY CLERK	5	22	2017	\$ 50,000.00	0.00	1,000.00	0.00	51,000.00	0.00	3,902.00	0.00	54,902.00
	PRESIDENT	1	3	2006	\$ 21,500.00	0.00	0.00	0.00	21,500.00	0.00	1,645.00	0.00	23,145.00
	VICE PRESIDENT	1	6	2014	\$ 20,000.00	0.00	0.00	0.00	20,000.00	0.00	1,530.00	0.00	21,530.00
	COUNCIL MEMBER	10	9	2018	\$ 20,000.00	0.00	0.00	0.00	20,000.00	0.00	1,530.00	0.00	21,530.00
	COUNCIL MEMBER	1	6	2014	\$ 20,000.00	0.00	0.00	0.00	20,000.00	0.00	1,530.00	0.00	21,530.00
	COUNCIL MEMBER	10	24	2017	\$ 20,000.00	0.00	0.00	0.00	20,000.00	0.00	1,530.00	0.00	21,530.00
	COUNCIL MEMBER	9	12	2017	\$ 20,000.00	0.00	0.00	0.00	20,000.00	0.00	1,530.00	0.00	21,530.00
	COUNCIL MEMBER	1	4	2016	\$ 20,000.00	0.00	0.00	0.00	20,000.00	0.00	1,530.00	0.00	21,530.00
9.00	MANAGEMENT TOTALS				266,500.00	0.00	2,500.00	0.00	269,000.00	0.00	20,580.00	0.00	289,580.00
9.00	TOTAL				266,500.00	0.00	2,500.00	0.00	269,000.00	0.00	20,580.00	0.00	289,580.00
<b>TOTAL SALARIES, LUMP SUM, OVERTIME, FICA AND FRINGE BENEFITS</b>									<b>269,000.00</b>	<b>0.00</b>	<b>20,580.00</b>	<b>0.00</b>	<b>289,580.00</b>

**NOTE: MEDICAL, SEVERANCE, UNEMPLOYMENT COMPENSATION, AND WORKERS COMPENSATION COSTS ARE REFLECTED IN GENERAL EXPENSES (0188).**

# 2019 Approved Budget

## Expenditure Line Item

### BUDGET UNIT: 01000101 OFFICE OF CITY COUNCIL

Account	2016 Actual	2017 Actual	2018 Actual YTD (12/31)	2018 Adopted Budget	2019 Approved Budget
414000 SALARIES & WAGES	\$265,408	\$247,070	\$263,346	\$266,500	\$269,000
<b>414100 SALARIES/WAGES</b>	<b>\$265,408</b>	<b>\$247,070</b>	<b>\$263,346</b>	<b>\$266,500</b>	<b>\$269,000</b>
419001 SOCIAL SECURITY	\$19,892	\$18,415	\$19,552	\$20,388	\$20,580
<b>419100 FRINGE BENEFITS</b>	<b>\$19,892</b>	<b>\$18,415</b>	<b>\$19,552</b>	<b>\$20,388</b>	<b>\$20,580</b>
<b>419995 PERSONNEL</b>	<b>\$285,300</b>	<b>\$265,486</b>	<b>\$282,899</b>	<b>\$286,888</b>	<b>\$289,580</b>
420010 ADVERTISING	\$3,874	\$452	\$0	\$7,000	\$7,000
420020 PRINTING	\$0	\$4,590	\$719	\$400	\$15,000
420030 PHOTOGRAPHY	\$450	\$500	\$0	\$500	\$500
420041 E-MAIL/INTERNET	\$0	\$1,195	\$1,195	\$0	\$1,200
420050 POSTAGE	\$11	\$0	\$0	\$0	\$0
<b>420100 COMMUNICATIONS</b>	<b>\$4,336</b>	<b>\$6,738</b>	<b>\$1,914</b>	<b>\$7,900</b>	<b>\$23,700</b>
421010 LEGAL	\$0	\$2,520	\$3,711	\$40,000	\$40,000
<b>421100 PROFESSIONAL SRVC</b>	<b>\$0</b>	<b>\$2,520</b>	<b>\$3,711</b>	<b>\$40,000</b>	<b>\$40,000</b>
425000 OFFICE EQUIPMENT	\$0	\$0	\$0	\$200	\$0
425050 COMMUNICATIONS EQUIPMENT	\$300	\$524	\$186	\$500	\$500
425090 MAINT SERV CONTRACT	\$2,347	\$962	\$679	\$3,400	\$0
<b>425100 MAINT &amp; REPAIRS</b>	<b>\$2,647</b>	<b>\$1,486</b>	<b>\$865</b>	<b>\$4,100</b>	<b>\$500</b>
429009 ADMIN/TRUSTEE FEE	\$61	\$30	\$0	\$80	\$0
429014 CONTRACTED PERSONNEL SVS.	\$0	\$2,806	\$0	\$0	\$0
429015 TRAVEL	\$8,322	\$8,202	\$11,222	\$20,000	\$20,000
429016 CONFERENCES	\$2,991	\$284	\$5,409	\$2,000	\$2,000
429017 MEMBERSHIPS	\$23,624	\$23,974	\$23,949	\$28,000	\$28,000
<b>429100 CONTRACTED SRVC</b>	<b>\$34,997</b>	<b>\$35,297</b>	<b>\$40,581</b>	<b>\$50,080</b>	<b>\$50,000</b>
<b>429995 SERVICES</b>	<b>\$41,980</b>	<b>\$46,040</b>	<b>\$47,072</b>	<b>\$102,080</b>	<b>\$114,200</b>
430009 OFFICE	\$0	\$246	\$0	\$0	\$1,000
430015 WEB SERVICES	\$949	\$75	\$0	\$1,000	\$0
430099 MISC SUPPLIES AND EXP	\$3,953	\$6,487	\$7,854	\$20,000	\$10,000
<b>430100 SUPPLIES &amp; EXP</b>	<b>\$4,902</b>	<b>\$6,808</b>	<b>\$7,854</b>	<b>\$21,000</b>	<b>\$11,000</b>
439015 OFFICE EQUIPMENT	\$149	\$10,122	\$975	\$1,000	\$0
<b>439100 MINOR CAPITAL</b>	<b>\$149</b>	<b>\$10,122</b>	<b>\$975</b>	<b>\$1,000</b>	<b>\$0</b>
<b>439995 SUPPLIES</b>	<b>\$5,052</b>	<b>\$16,930</b>	<b>\$8,829</b>	<b>\$22,000</b>	<b>\$11,000</b>
453049 LEASE PURCHASE	\$1,109	\$2,662	\$0	\$0	\$3,400
<b>453100 CAPITAL OUTLAY</b>	<b>\$1,109</b>	<b>\$2,662</b>	<b>\$0</b>	<b>\$0</b>	<b>\$3,400</b>
<b>499995 OTHER</b>	<b>\$1,109</b>	<b>\$2,662</b>	<b>\$0</b>	<b>\$0</b>	<b>\$3,400</b>
<b>01000101 CITY COUNCIL</b>	<b>\$333,441</b>	<b>\$331,118</b>	<b>\$338,800</b>	<b>\$410,968</b>	<b>\$418,180</b>

## OFFICE OF THE MAYOR

The Mayor is the Chief Executive Officer of Harrisburg's government. The Mayor is an elected official, is full-time, and is the sole appointing authority of all department and office directors and Mayor's Office staff. Department heads must be confirmed by a majority of City Council before appointment is permanent. Senior City government officials, including department and office heads, comprise the Mayor's Cabinet. The Mayor has broad discretionary, executive, and administrative authority under the provisions of the Third Class Optional City Code of Pennsylvania, the City's Charter, and the Codified Ordinances of the City of Harrisburg. The Mayor also heads the Executive/Administrative Branch of City government. The Mayor is automatically a member of several public or quasi-public boards of directors, including the Tri-County Planning Commission and the Harrisburg Area Transportation Study Group (HATS). The Mayor is the sole appointing authority of members of most boards, commissions and task forces, with City Council confirmation required for many of these appointees.

The Mayor has broad policy-making authority, and by Executive Order or other action, can direct the use of municipal resources, including the setting of priorities for the use of resources. The Office can assume an initiative role in matters, projects, and policies of a Citywide or regional nature. In the event of a civil emergency or natural disaster, the Mayor, under State and City laws, has the sole authority to declare a state of emergency and to direct or redirect governmental and other response to such events. Administratively, the Mayor has contracting authority and no valid or binding contract involving the municipal government exists without the Mayor's and City Controller's signatures.

### EXPENDITURE ANALYSIS DETAIL 2019 APPROVED BUDGET

General Fund

0102 Mayor's Office

Allocation Plan			Position Control					
<b>PERSONNEL</b>		<b>2018 Adopted</b>	<b>2019 Approved</b>	<b>JOB CLASSIFICATION</b>	<b>2018 Adopted</b>	<b>2019 Approved</b>	<b>2018 Adopted</b>	<b>2019 Approved</b>
Salaries-Mgmt		213,000	218,650	Mayor	1	1	80,000	80,000
Fringe Benefits		16,295	16,728	Asst. Dir. Of Housing/ Sr. Advisor To The Mayor	1	1	30,000	30,700
<b>TOTAL</b>		<b>229,295</b>	<b>235,378</b>	Special Assistant To The Mayor	1	1	55,000	62,500
<b>SERVICES</b>				Confidential Secretary	1	1	48,000	45,450
Communications		2,800	4,800	<b>Total Management</b>	<b>4</b>	<b>4</b>	<b>213,000</b>	<b>218,650</b>
Professional Services		0	0	FICA			16,295	16,728
Utilities		0	0	<b>Total Fringe Benefits</b>			<b>16,295</b>	<b>16,728</b>
Insurance		0	0	<b>TOTAL</b>	<b>4</b>	<b>4</b>	<b>229,295</b>	<b>235,378</b>
Rentals		0	0					
Maintenance & Repairs		500	500					
Contracted Services		8,163	11,080					
<b>TOTAL</b>		<b>11,463</b>	<b>16,380</b>					
<b>SUPPLIES</b>								
Supplies		5,500	6,530					
Minor Capital Equipment		6,957	7,657					
<b>TOTAL</b>		<b>12,457</b>	<b>14,187</b>					
<b>OTHER</b>		0	0					
<b>TOTAL APPROPRIATION</b>		<b>253,215</b>	<b>265,945</b>					

**GENERAL GOVERNMENT**

MAYOR - 0102

EMPLOYEE	POSITION	ANNIV. / D.O.H.			2018	2019	2019	2019	2019	2019	FRINGE	TOTAL	
					END OF YR SALARY	GRADE/STEP INCREASE	ANNUAL INCREASE	LONG.	SALARY	LUMP SUM	FICA		BENEFITS
	MAYOR	1	6	2014	\$ 80,000.00	0.00	0.00	0.00	80,000.00	0.00	6,120.00	0.00	86,120.00
	ASST. DIR. OF HOUSING/ SR. ADVISOR TO THE MAYOR	1	6	2014	\$ 30,000.00	0.00	700.00	0.00	30,700.00	0.00	2,349.00	0.00	33,049.00
	SPECIAL ASSISTANT TO THE MAYOR	1	2	2018	\$ 55,000.00	7,500.00	0.00	0.00	62,500.00	0.00	4,782.00	0.00	67,282.00
	CONFIDENTIAL SECRETARY (MAYOR'S OFFICE)	6	25	2018	\$ 45,000.00	0.00	450.00	0.00	45,450.00	0.00	3,477.00	0.00	48,927.00
4.00	MANAGEMENT TOTALS				210,000.00	7,500.00	1,150.00	0.00	218,650.00	0.00	16,728.00	0.00	235,378.00
4.00	TOTAL				210,000.00	7,500.00	1,150.00	0.00	218,650.00	0.00	16,728.00	0.00	235,378.00
<b>TOTAL SALARIES, LUMP SUM, OVERTIME, FICA AND FRINGE BENEFITS</b>									<b>218,650.00</b>	<b>0.00</b>	<b>16,728.00</b>	<b>0.00</b>	<b>235,378.00</b>

NOTE: MEDICAL, SEVERANCE, UNEMPLOYMENT COMPENSATION, AND WORKERS COMPENSATION COSTS ARE REFLECTED IN GENERAL EXPENSES (0188).

# 2019 Approved Budget

## Expenditure Line Item

### BUDGET UNIT: 01000102 OFFICE OF THE MAYOR

Account	2016 Actual	2017 Actual	2018 Actual YTD (12/31)	2018 Adopted Budget	2019 Approved Budget
414000 SALARIES & WAGES	\$204,962	\$191,462	\$164,043	\$213,000	\$218,650
<b>414100 SALARIES/WAGES</b>	<b>\$204,962</b>	<b>\$191,462</b>	<b>\$164,043</b>	<b>\$213,000</b>	<b>\$218,650</b>
419001 SOCIAL SECURITY	\$15,103	\$14,065	\$11,994	\$16,295	\$16,728
<b>419100 FRINGE BENEFITS</b>	<b>\$15,103</b>	<b>\$14,065</b>	<b>\$11,994</b>	<b>\$16,295</b>	<b>\$16,728</b>
<b>419995 PERSONNEL</b>	<b>\$220,064</b>	<b>\$205,527</b>	<b>\$176,036</b>	<b>\$229,295</b>	<b>\$235,378</b>
420010 ADVERTISING	\$0	\$0	\$0	\$300	\$2,000
420020 PRINTING	\$1,864	\$330	\$1,189	\$2,500	\$2,500
420040 TELEPHONE	\$1,967	\$1,591	\$0	\$0	\$0
420050 POSTAGE	\$23	\$5	\$0	\$0	\$300
<b>420100 COMMUNICATIONS</b>	<b>\$3,854</b>	<b>\$1,925</b>	<b>\$1,189</b>	<b>\$2,800</b>	<b>\$4,800</b>
425000 OFFICE EQUIPMENT	\$0	\$0	\$0	\$500	\$500
<b>425100 MAINT &amp; REPAIRS</b>	<b>\$0</b>	<b>\$0</b>	<b>\$0</b>	<b>\$500</b>	<b>\$500</b>
429001 TUITION/TRAINING	\$349	\$0	\$585	\$1,000	\$1,000
429009 ADMIN/TRUSTEE FEE	\$0	\$0	\$61	\$80	\$80
429014 CONTRACTED PERSONNEL SVS.	\$0	\$1,494	\$0	\$1,500	\$3,000
429015 TRAVEL	\$0	\$0	\$0	\$283	\$1,500
429016 CONFERENCES	\$0	\$1,159	\$0	\$2,300	\$2,500
429017 MEMBERSHIPS	\$1,500	\$1,500	\$1,539	\$3,000	\$3,000
<b>429100 CONTRACTED SRVC</b>	<b>\$1,849</b>	<b>\$4,153</b>	<b>\$2,185</b>	<b>\$8,163</b>	<b>\$11,080</b>
<b>429995 SERVICES</b>	<b>\$5,703</b>	<b>\$6,078</b>	<b>\$3,374</b>	<b>\$11,463</b>	<b>\$16,380</b>
430009 OFFICE	\$1,273	\$2,941	\$4,770	\$5,200	\$6,230
430099 MISC SUPPLIES AND EXP	\$0	\$0	\$264	\$300	\$300
<b>430100 SUPPLIES &amp; EXP</b>	<b>\$1,273</b>	<b>\$2,941</b>	<b>\$5,034</b>	<b>\$5,500</b>	<b>\$6,530</b>
439015 OFFICE EQUIPMENT	\$0	\$0	\$2,904	\$6,957	\$7,657
<b>439100 MINOR CAPITAL</b>	<b>\$0</b>	<b>\$0</b>	<b>\$2,904</b>	<b>\$6,957</b>	<b>\$7,657</b>
<b>439995 SUPPLIES</b>	<b>\$1,273</b>	<b>\$2,941</b>	<b>\$7,938</b>	<b>\$12,457</b>	<b>\$14,187</b>
453049 LEASE PURCHASE	\$1,195	\$1,255	\$0	\$0	\$0
<b>453100 CAPITAL OUTLAY</b>	<b>\$1,195</b>	<b>\$1,255</b>	<b>\$0</b>	<b>\$0</b>	<b>\$0</b>
<b>499995 OTHER</b>	<b>\$1,195</b>	<b>\$1,255</b>	<b>\$0</b>	<b>\$0</b>	<b>\$0</b>
<b>01000102 OFFICE OF THE MAYOR</b>	<b>\$228,235</b>	<b>\$215,800</b>	<b>\$187,348</b>	<b>\$253,215</b>	<b>\$265,945</b>



## OFFICE OF THE CITY CONTROLLER

The Office of City Controller is an autonomous office of City government headed by the City Controller, an independently elected official. This office is responsible for the review and approval of all expenditures and obligations of the City. Performing the internal audit function requires that all purchase orders, warrants, contracts, and agreements be reviewed for compliance with the Third Class City Code, other State laws, City of Harrisburg administrative policies, and City ordinances. The signature of the City Controller is a legal requirement on all of the aforementioned documents. This office also issues monthly financial reports to the Mayor and City Council, which analyze revenues and expenditures for all budgeted funds.

### EXPENDITURE ANALYSIS DETAIL 2019 APPROVED BUDGET

General Fund

0103 City Controller's Office

#### Allocation Plan

#### Position Control

<i><b>PERSONNEL</b></i>	<b>2018 Adopted</b>	<b>2019 Approved</b>	<i><b>JOB CLASSIFICATION</b></i>	<b>2018 Adopted</b>	<b>2019 Approved</b>	<b>2018 Adopted</b>	<b>2019 Approved</b>
Salaries-Mgmt	95,000	96,500	City Controller	1	1	20,000	20,000
Salaries-BU	45,821	46,274	Chief Deputy Controller	1	1	75,000	76,500
Fringe Benefits	10,774	10,924					
<b>TOTAL</b>	<b>151,595</b>	<b>153,698</b>	<b>Total Management</b>	<b>2</b>	<b>2</b>	<b>95,000</b>	<b>96,500</b>
<i><b>SERVICES</b></i>							
Communications	1,500	1,500	Auditor II	1	1	45,281	45,734
Professional Services	8,000	8,000	Payroll Related Expenses			540	540
Utilities	0	0					
Insurance	0	0	<b>Total Bargaining Unit</b>	<b>1</b>	<b>1</b>	<b>45,821</b>	<b>46,274</b>
Rentals	0	0					
Maintenance & Repairs	1,000	1,000	FICA			10,774	10,924
Contracted Services	0	0	<b>Total Fringe Benefits</b>			<b>10,774</b>	<b>10,924</b>
<b>TOTAL</b>	<b>10,500</b>	<b>10,500</b>	<b>TOTAL</b>	<b>3</b>	<b>3</b>	<b>151,595</b>	<b>153,698</b>
<i><b>SUPPLIES</b></i>							
Supplies	2,250	2,250					
Minor Capital Equipment	6,957	6,950					
<b>TOTAL</b>	<b>9,207</b>	<b>9,200</b>					
<i><b>OTHER</b></i>	0	0					
<b>TOTAL APPROPRIATION</b>	<b>171,302</b>	<b>173,398</b>					

**CITY CONTROLLER**

CITY CONTROLLER - 0103

<u>EMPLOYEE</u>	<u>POSITION</u>	<u>ANNIV. /</u> <u>D.O.H.</u>	<u>2018</u> <u>END OF YR</u>	<u>2019</u> <u>GRADE/STEP</u>	<u>2019</u> <u>ANNUAL</u>	<u>2019</u> <u>LONG.</u>	<u>2019</u> <u>SALARY</u>	<u>2019</u> <u>LUMP SUM</u>	<u>FICA</u>	<u>FRINGE</u> <u>BENEFITS</u>	<u>TOTAL</u>
	CHIEF DEPUTY CONTROLLER	2   1   1999	\$ 75,000.00	0.00	1,500.00	0.00	76,500.00	0.00	5,853.00	0.00	82,353.00
	CITY CONTROLLER	1   6   2014	\$ 20,000.00	0.00	0.00	0.00	20,000.00	0.00	1,530.00	0.00	21,530.00
2.00	MANAGEMENT TOTALS		95,000.00	0.00	1,500.00	0.00	96,500.00	0.00	7,383.00	0.00	103,883.00
	AUDITOR II	1   12   2015	\$ 45,280.80	0.00	452.81	0.00	45,734.00	0.00	3,499.00	0.00	49,233.00
1.00	BARGAINING UNIT TOTALS		45,280.80	0.00	452.81	0.00	45,734.00	0.00	3,499.00	0.00	49,233.00
	WORKING OUT OF CLASS	1   12   2015	\$ 540.00	0.00	0.00	0.00	\$ 540.00	0.00	42.00	0.00	582.00
3.00	TOTAL		140,820.80	0.00	1,952.81	0.00	142,774.00	0.00	10,924.00	0.00	153,698.00
	OVERTIME						0.00	0.00	0.00	0.00	0.00
	<b>TOTAL SALARIES, LUMP SUM, OVERTIME, FICA AND FRINGE BENEFITS</b>						<b>142,774.00</b>	<b>0.00</b>	<b>10,924.00</b>	<b>0.00</b>	<b>153,698.00</b>

**NOTE: MEDICAL, SEVERANCE, UNEMPLOYMENT COMPENSATION, AND WORKERS COMPENSATION COSTS ARE REFLECTED IN GENERAL EXPENSES (0188).**

# 2019 Approved Budget

## Expenditure Line Item

### BUDGET UNIT: 01000103 OFFICE OF CITY CONTROLLER

Account	2016 Actual	2017 Actual	2018 Actual YTD (12/31)	2018 Adopted Budget	2019 Approved Budget
414000 SALARIES & WAGES	\$131,920	\$135,070	\$140,640	\$140,821	\$142,774
<b>414100 SALARIES/WAGES</b>	<b>\$131,920</b>	<b>\$135,070</b>	<b>\$140,640</b>	<b>\$140,821</b>	<b>\$142,774</b>
419001 SOCIAL SECURITY	\$9,765	\$10,020	\$10,363	\$10,774	\$10,924
<b>419100 FRINGE BENEFITS</b>	<b>\$9,765</b>	<b>\$10,020</b>	<b>\$10,363</b>	<b>\$10,774</b>	<b>\$10,924</b>
<b>419995 PERSONNEL</b>	<b>\$141,685</b>	<b>\$145,090</b>	<b>\$151,002</b>	<b>\$151,595</b>	<b>\$153,698</b>
420041 E-MAIL/INTERNET	\$40	\$82	\$0	\$1,500	\$1,500
<b>420100 COMMUNICATIONS</b>	<b>\$40</b>	<b>\$82</b>	<b>\$0</b>	<b>\$1,500</b>	<b>\$1,500</b>
421030 CONSULTING	\$3,479	\$61	\$0	\$8,000	\$8,000
<b>421100 PROFESSIONAL SRVC</b>	<b>\$3,479</b>	<b>\$61</b>	<b>\$0</b>	<b>\$8,000</b>	<b>\$8,000</b>
425090 MAINT SERV CONTRACT	\$0	\$40	\$0	\$1,000	\$1,000
<b>425100 MAINT &amp; REPAIRS</b>	<b>\$0</b>	<b>\$40</b>	<b>\$0</b>	<b>\$1,000</b>	<b>\$1,000</b>
<b>429995 SERVICES</b>	<b>\$3,519</b>	<b>\$183</b>	<b>\$0</b>	<b>\$10,500</b>	<b>\$10,500</b>
430003 SUBSCRIPTIONS	\$65	\$0	\$0	\$0	\$0
430009 OFFICE	\$344	\$353	\$882	\$2,250	\$2,250
<b>430100 SUPPLIES &amp; EXP</b>	<b>\$409</b>	<b>\$353</b>	<b>\$882</b>	<b>\$2,250</b>	<b>\$2,250</b>
439015 OFFICE EQUIPMENT	\$5,315	\$2,809	\$0	\$6,957	\$6,950
<b>439100 MINOR CAPITAL</b>	<b>\$5,315</b>	<b>\$2,809</b>	<b>\$0</b>	<b>\$6,957</b>	<b>\$6,950</b>
<b>439995 SUPPLIES</b>	<b>\$5,723</b>	<b>\$3,162</b>	<b>\$882</b>	<b>\$9,207</b>	<b>\$9,200</b>
<b>01000103 CITY CONTROLLER</b>	<b>\$150,928</b>	<b>\$148,435</b>	<b>\$151,884</b>	<b>\$171,302</b>	<b>\$173,398</b>

## OFFICE OF THE CITY TREASURER

The Office of City Treasurer is headed by the City Treasurer, an independently elected official. The City Treasurer is responsible for the collection, safekeeping, and investment of City revenues; including all fees, fines, and taxes. The City Treasurer also serves as collector for Harrisburg School District taxes. Computer technology advancements have improved the collection of payments and the reporting of such receipts. Examples include: direct debit; processing scannable tax, utility bills and parking tickets; various banking software; acceptance of credit and debit cards for all payments; automatic payment plan options; electronic funds transfer acceptance; computerized processing of multiple payments; computerized returned check procedures; and the use of computer generated lists to process payments. Additional improvements still in the testing phase include: internet payments, on-line bill payment, on-line electronic check acceptance.

All monies collected are invested utilizing several money management techniques to optimize interest earnings while ensuring the safety of funds. Economic trends and monitoring of the financial markets allow for maximized yield investment strategies.

The City Treasurer must sign all checks disbursed for payroll and the receipt of goods or services, in addition to coordinating all electronic fund transfers and receipts. This office is responsible for obtaining all information necessary for issuing Municipal Fire Certificates in accordance with the City and State fire insurance escrow laws. Treasury prepares and distributes to departments monthly reports for City investments, paid invoices, credit card activity, and the cumulative history of insufficient funds checks. On a daily basis, Treasury monitors the City's bank accounts electronically. The Treasurer also executes funding transfers for debt service payments on all outstanding City bond and note issues. This office has the authority to manage all bank accounts of the City, including the transfer of funds between different bank accounts and the reconciliation to the City's general ledger.

### EXPENDITURE ANALYSIS DETAIL 2019 APPROVED BUDGET

General Fund

0104 City Treasurer's Office

Allocation Plan			Position Control				
<b>PERSONNEL</b>	<b>2018 Adopted</b>	<b>2019 Approved</b>	<b>JOB CLASSIFICATION</b>	<b>2018 Adopted</b>	<b>2019 Approved</b>	<b>2018 Adopted</b>	<b>2019 Approved</b>
Salaries-Mgmt	155,660	155,660	City Treasurer	1	1	20,000	20,000
Salaries-BU	167,524	167,524	Deputy Treasurer	1	1	76,500	76,500
Overtime	0	0	Assistant Deputy Treasurer	1	1	59,160	59,160
Fringe Benefits	24,215	24,727	<b>Total Management</b>	<b>3</b>	<b>3</b>	<b>155,660</b>	<b>155,660</b>
Temporary	0	0					
<b>TOTAL</b>	<b>347,399</b>	<b>347,911</b>					
<b>SERVICES</b>			Auditor II	1	1	46,420	46,420
Communications	13,000	14,000	Lead Cashier	1	1	44,700	44,700
Professional Services	10,000	10,000	Customer Service Representative (Billing)	0.75	0.75	32,147	32,147
Utilities	0	0	Accounting Clerk V	1	1	44,257	44,257
Insurance	3,000	3,000	<b>Total Bargaining Unit</b>	<b>3.75</b>	<b>3.75</b>	<b>167,524</b>	<b>167,524</b>
Rentals	0	0	Overtime			0	0
Maintenance & Repairs	32,300	31,500	FICA			24,215	24,727
Contracted Services	2,900	3,400	<b>Total Fringe Benefits</b>			<b>24,215</b>	<b>24,727</b>
<b>TOTAL</b>	<b>61,200</b>	<b>61,900</b>	<b>TOTAL</b>	<b>6.75</b>	<b>6.75</b>	<b>347,399</b>	<b>347,911</b>
<b>SUPPLIES</b>							
Supplies	5,000	5,000					
Minor Capital Equipment	7,000	7,000					
<b>TOTAL</b>	<b>12,000</b>	<b>12,000</b>					
<b>OTHER</b>							
	10,000	0					
<b>TOTAL APPROPRIATION</b>	<b>430,599</b>	<b>421,811</b>					

**GENERAL GOVERNMENT**

CITY TREASURER - 0104

EMPLOYEE	POSITION	ANNIV. / D.O.H.	2018 END OF YR	2019 GRADE/STEP	2019 ANNUAL INCREASE	2019 LONG.	2019 SALARY	2019 LUMP SUM	FICA	FRINGE BENEFITS	TOTAL		
	DEPUTY TREASURER	1 8	2007		\$ 75,000.00	0.00	1,500.00	0.00	76,500.00	0.00	5,853.00	0.00	82,353.00
	ASSISTANT DEPUTY TREASURER	1 25	2016		\$ 58,000.00	0.00	1,160.00	0.00	59,160.00	0.00	4,526.00	0.00	63,686.00
	CITY TREASURER	7 5	2016		\$ 20,000.00	0.00	0.00	0.00	20,000.00	0.00	1,530.00	0.00	21,530.00
3.00	MANAGEMENT TOTALS				153,000.00	0.00	2,660.00	0.00	155,660.00	0.00	11,909.00	0.00	167,569.00
	AUDITOR II	8 12	1996		\$ 45,280.80	0.00	452.81	686.00	46,420.00	0.00	3,552.00	0.00	49,972.00
	LEAD CASHIER	9 27	1999		\$ 43,818.82	0.00	438.19	442.57	44,700.00	0.00	3,420.00	0.00	48,120.00
	CUSTOMER SERVICE REPRESENTATIVE (BILLING) 75%	5 15	2017		\$ 30,853.88	974.63	318.29	0.00	32,147.00	0.00	2,460.00	0.00	34,607.00
	ACCOUNTING CLERK V	1 23	2017		\$ 42,438.02	1,380.80	438.19	0.00	44,257.00	0.00	3,386.00	0.00	47,643.00
3.75	BARGAINING UNIT TOTALS				162,391.52	2,355.42	1,647.47	1,128.57	167,524.00	0.00	12,818.00	0.00	180,342.00
6.75	TOTAL				315,391.52	2,355.42	4,307.47	1,128.57	323,184.00	0.00	24,727.00	0.00	347,911.00
OVERTIME									0.00	0.00	0.00	0.00	0.00
TEMPORARY									0.00	0.00	0.00	0.00	0.00
<b>TOTAL SALARIES, LUMP SUM, OVERTIME, FICA AND FRINGE BENEFITS</b>									<b>323,184.00</b>	<b>0.00</b>	<b>24,727.00</b>	<b>0.00</b>	<b>347,911.00</b>

**NOTE: MEDICAL, SEVERANCE, UNEMPLOYMENT COMPENSATION, AND WORKERS COMPENSATION COSTS ARE REFLECTED IN GENERAL EXPENSES (0188).**

\* 25% of salary and FICA are reflected in Neighborhood Services (2562)

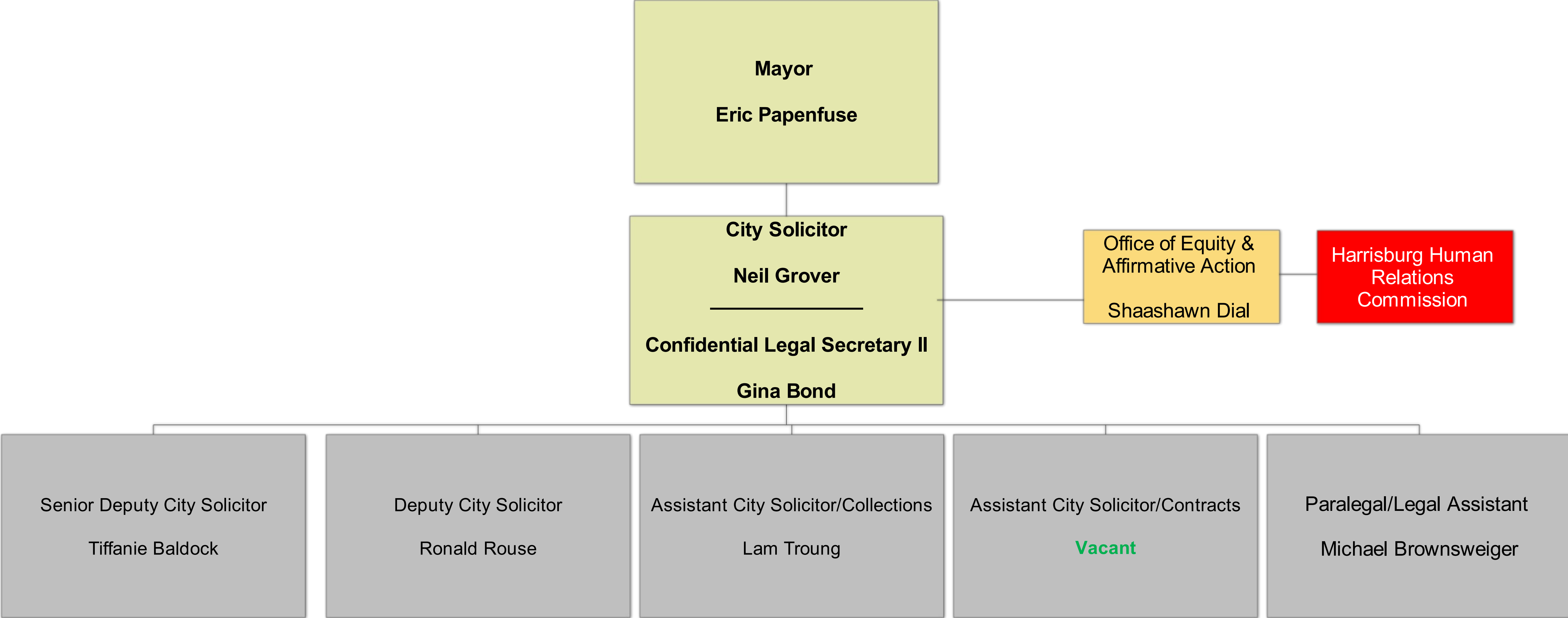
# 2019 Approved Budget

## Expenditure Line Item

### BUDGET UNIT: 01000104 OFFICE OF CITY TREASURER

Account	2016 Actual	2017 Actual	2018 Actual YTD (12/31)	2018 Adopted Budget	2019 Approved Budget
414000 SALARIES & WAGES	\$250,303	\$286,154	\$316,733	\$316,509	\$323,184
<b>414100 SALARIES/WAGES</b>	<b>\$250,303</b>	<b>\$286,154</b>	<b>\$316,733</b>	<b>\$316,509</b>	<b>\$323,184</b>
419001 SOCIAL SECURITY	\$18,727	\$21,494	\$23,763	\$24,215	\$24,727
<b>419100 FRINGE BENEFITS</b>	<b>\$18,727</b>	<b>\$21,494</b>	<b>\$23,763</b>	<b>\$24,215</b>	<b>\$24,727</b>
<b>419995 PERSONNEL</b>	<b>\$269,030</b>	<b>\$307,649</b>	<b>\$340,497</b>	<b>\$340,724</b>	<b>\$347,911</b>
420010 ADVERTISING	\$0	\$0	\$0	\$500	\$500
420020 PRINTING	\$2,647	\$2,857	\$3,515	\$4,000	\$5,000
420040 TELEPHONE	\$1,196	\$895	\$238	\$2,500	\$2,500
420050 POSTAGE	\$1,366	\$865	\$0	\$6,000	\$6,000
<b>420100 COMMUNICATIONS</b>	<b>\$5,209</b>	<b>\$4,617</b>	<b>\$3,753</b>	<b>\$13,000</b>	<b>\$14,000</b>
421010 LEGAL	\$0	\$0	\$0	\$10,000	\$10,000
<b>421100 PROFESSIONAL SRVC</b>	<b>\$0</b>	<b>\$0</b>	<b>\$0</b>	<b>\$10,000</b>	<b>\$10,000</b>
423090 PUBLIC OFF PREM	\$3,361	\$0	\$1,619	\$3,000	\$3,000
<b>423100 INSURANCE</b>	<b>\$3,361</b>	<b>\$0</b>	<b>\$1,619</b>	<b>\$3,000</b>	<b>\$3,000</b>
425000 OFFICE EQUIPMENT	\$311	\$0	\$0	\$2,300	\$2,500
425030 BUILDING MAINT	\$405	\$0	\$0	\$3,000	\$0
425090 MAINT SERV CONTRACT	\$24,970	\$26,123	\$26,160	\$27,000	\$29,000
<b>425100 MAINT &amp; REPAIRS</b>	<b>\$25,686</b>	<b>\$26,123</b>	<b>\$26,160</b>	<b>\$32,300</b>	<b>\$31,500</b>
429014 CONTRACTED PERSONNEL SVS.	\$0	\$1,530	\$0	\$2,000	\$2,000
429015 TRAVEL	\$0	\$0	\$0	\$200	\$200
429016 CONFERENCES	\$0	\$0	\$500	\$500	\$1,000
429017 MEMBERSHIPS	\$290	\$75	\$195	\$200	\$200
<b>429100 CONTRACTED SRVC</b>	<b>\$290</b>	<b>\$1,605</b>	<b>\$695</b>	<b>\$2,900</b>	<b>\$3,400</b>
<b>429995 SERVICES</b>	<b>\$34,546</b>	<b>\$32,344</b>	<b>\$32,227</b>	<b>\$61,200</b>	<b>\$61,900</b>
430008 DATA PROCESSING	\$0	\$0	\$0	\$1,000	\$1,000
430009 OFFICE	\$1,011	\$980	\$573	\$1,000	\$1,000
430042 TOOLS & HARDWARE	\$68	\$0	\$104	\$2,000	\$2,000
430099 MISC SUPPLIES AND EXP	\$0	\$315	\$390	\$1,000	\$1,000
<b>430100 SUPPLIES &amp; EXP</b>	<b>\$1,079</b>	<b>\$1,295</b>	<b>\$1,067</b>	<b>\$5,000</b>	<b>\$5,000</b>
439015 OFFICE EQUIPMENT	\$0	\$1,506	\$6,453	\$7,000	\$7,000
<b>439100 MINOR CAPITAL</b>	<b>\$0</b>	<b>\$1,506</b>	<b>\$6,453</b>	<b>\$7,000</b>	<b>\$7,000</b>
<b>439995 SUPPLIES</b>	<b>\$1,079</b>	<b>\$2,801</b>	<b>\$7,520</b>	<b>\$12,000</b>	<b>\$12,000</b>
452000 BUILDINGS AND STRUCTURES	\$0	\$0	\$12,854	\$10,000	\$0
<b>450100 CAPITAL OUTLAY</b>	<b>\$0</b>	<b>\$0</b>	<b>\$12,854</b>	<b>\$10,000</b>	<b>\$0</b>
<b>499995 OTHER</b>	<b>\$0</b>	<b>\$0</b>	<b>\$12,854</b>	<b>\$10,000</b>	<b>\$0</b>
<b>01000104 CITY TREASURER</b>	<b>\$304,655</b>	<b>\$342,794</b>	<b>\$393,097</b>	<b>\$423,924</b>	<b>\$421,811</b>

# Law Bureau



## OFFICE OF THE CITY SOLICITOR

The City Solicitor's Office is responsible for handling all legal matters affecting the City. This entails providing legal counsel to the Mayor, the City Controller, the City Treasurer, and City Council.

This office manages all legal action taken by the City and defends or supervises the defense of actions filed against the City, including all labor law matters. It reviews and provides administrative legal support for all bond issuances prepares and files all proofs of claim on behalf of the City in bankruptcy proceedings and represents the City in all such proceedings. It also plays a significant role in major projects undertaken by the City and handles real estate transfers and loan closings for the Department of Community and Economic Development.

Law Bureau staff prosecutes codes violations, violations of City ordinances, bad check cases, and other criminal offenses in the name of the Commonwealth, and participate in all tax assessment appeals filed by property owners. The Office drafts or reviews, for form and legality, all legislation considered by Council and all City contracts. The City Solicitor provides legal opinions to department directors, bureau chiefs, and their staff, to assure legal compliance in matters affecting their departments and assists the Department of Administration's efforts to recover delinquent taxes and utilities. The City Solicitor's opinion on legal matters is final within City government.

### EXPENDITURE ANALYSIS DETAIL 2019 APPROVED BUDGET

General Fund

0105 City Solicitor's Office

#### Allocation Plan

#### Position Control

<i><b>PERSONNEL</b></i>	<b>2018 Adopted</b>	<b>2019 Approved</b>	<i><b>JOB CLASSIFICATION</b></i>	<b>2018 Adopted</b>	<b>2019 Approved</b>	<b>2018 Adopted</b>	<b>2019 Approved</b>
Salaries-Mgmt	366,000	421,920	City Solicitor	1	1	90,000	95,000
Salaries-BU	56,864	0	Sr. Deputy City Solicitor	1	1	85,000	86,700
Temporary	0	0	Deputy City Solicitor	1	1	75,000	76,500
Fringe Benefits	32,351	32,280	Assist. City Solicitor/Contracts	1	1	68,000	60,000
<b>TOTAL</b>	<b>455,215</b>	<b>454,200</b>	Confidential Legal Secretary II	1	1	48,000	48,720
			Legal Assistant	0	1	0	55,000
			Reallocation			0	0
<i><b>SERVICES</b></i>			<b>Total Management</b>	<b>5</b>	<b>6</b>	<b>366,000</b>	<b>421,920</b>
Communications	6,000	4,000	Paralegal III	1	0	53,744	0
Professional Services	210,500	214,500	Payroll Related Expenses			3,120	0
Utilities	0	0	<b>Total Bargaining Unit</b>	<b>1</b>	<b>0</b>	<b>56,864</b>	<b>0</b>
Insurance	0	0	Overtime			0	0
Rentals	0	0	FICA			32,351	32,280
Maintenance & Repairs	0	0	Concessions			0	0
Contracted Services	16,242	14,242	<b>Total Fringe Benefits</b>			<b>32,351</b>	<b>32,280</b>
<b>TOTAL</b>	<b>232,742</b>	<b>232,742</b>	<b>TOTAL</b>	<b>6</b>	<b>6</b>	<b>455,215</b>	<b>454,200</b>
<i><b>SUPPLIES</b></i>							
Supplies	39,650	38,750					
Minor Capital Equipment	2,500	12,000					
<b>TOTAL</b>	<b>42,150</b>	<b>50,750</b>					
<i><b>OTHER</b></i>							
	0	0					
<b>TOTAL APPROPRIATION</b>	<b>730,107</b>	<b>737,692</b>					



**GENERAL GOVERNMENT**

CITY SOLICITOR - 0105

<u>EMPLOYEE</u>	<u>POSITION</u>	<u>ANNIV. / D.O.H.</u>	<u>2018 END OF YR</u>	<u>2019 GRADE/STEP</u>	<u>2019 ANNUAL INCREASE</u>	<u>2019 ANNUAL INCREASE</u>	<u>2019 LONG.</u>	<u>2019 SALARY</u>	<u>2019 LUMP SUM</u>	<u>FICA</u>	<u>FRINGE BENEFITS</u>	<u>TOTAL</u>	
													<u>1</u>
	CITY SOLICITOR	1 6	2014		\$ 90,000.00	5,000.00	0.00	0.00	95,000.00	0.00	7,268.00	0.00	102,268.00
	SENIOR DEPUTY CITY SOLICITOR	8 21	2017		\$ 85,000.00	0.00	1,700.00	0.00	86,700.00	0.00	6,633.00	0.00	93,333.00
	DEPUTY CITY SOLICITOR	2 5	2018		\$ 75,000.00	0.00	1,500.00	0.00	76,500.00	0.00	5,853.00	0.00	82,353.00
<b>VACANT</b>	<b>POSITION</b>	<b>6 11</b>	<b>2018</b>		<b>\$ 60,000.00</b>	<b>0.00</b>	<b>0.00</b>	<b>0.00</b>	<b>60,000.00</b>	<b>0.00</b>	<b>4,590.00</b>	<b>0.00</b>	<b>64,590.00</b>
	CONFIDENTIAL LEGAL SECRETARY II	9 12	2011		\$ 48,000.00	0.00	720.00	0.00	48,720.00	0.00	3,728.00	0.00	52,448.00
<b>VACANT</b>	<b>POSITION</b>	<b>6 11</b>	<b>1990</b>		<b>\$ 55,000.00</b>	<b>0.00</b>	<b>0.00</b>	<b>0.00</b>	<b>55,000.00</b>	<b>0.00</b>	<b>4,208.00</b>	<b>0.00</b>	<b>59,208.00</b>
6.00	TOTAL				413,000.00	5,000.00	3,920.00	0.00	421,920.00	0.00	32,280.00	0.00	454,200.00
	OVERTIME								0.00	0.00	0.00	0.00	0.00
<b>TOTAL SALARIES, LUMP SUM, OVERTIME, FICA AND FRINGE BENEFITS</b>									<b>421,920.00</b>	<b>0.00</b>	<b>32,280.00</b>	<b>0.00</b>	<b>454,200.00</b>

NOTE: MEDICAL, SEVERANCE, UNEMPLOYMENT COMPENSATION, AND WORKERS COMPENSATION COSTS ARE REFLECTED IN GENERAL EXPENSES (0188).

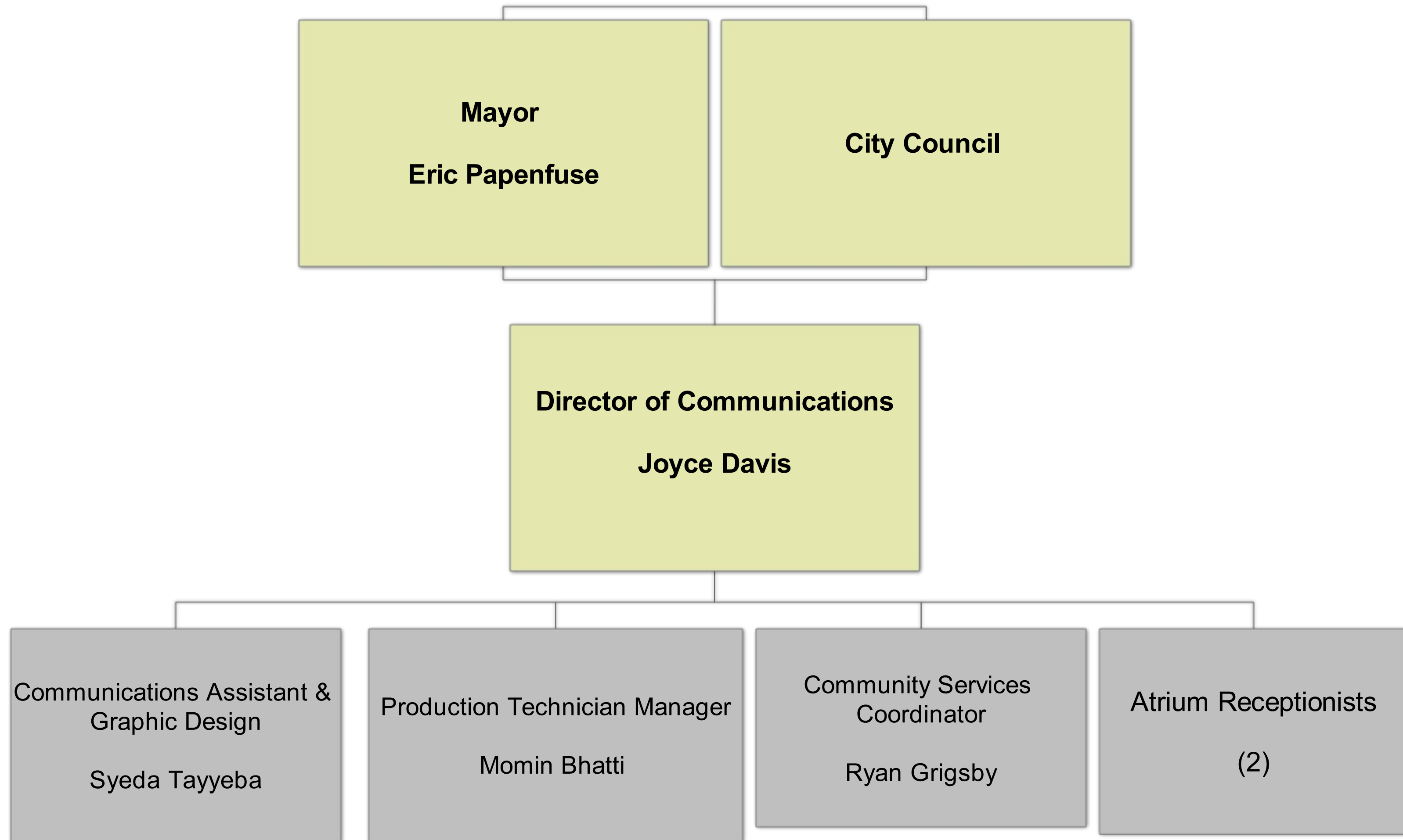
# 2019 Approved Budget

## Expenditure Line Item

### BUDGET UNIT: 01000105 OFFICE OF CITY SOLICITOR

Account	2016 Actual	2017 Actual	2018 Actual YTD (12/31)	2018 Adopted Budget	2019 Approved Budget
414000 SALARIES & WAGES	\$310,543	\$322,189	\$347,400	\$422,864	\$421,920
<b>414100 SALARIES/WAGES</b>	<b>\$310,543</b>	<b>\$322,189</b>	<b>\$347,400</b>	<b>\$422,864</b>	<b>\$421,920</b>
419001 SOCIAL SECURITY	\$22,890	\$23,890	\$25,962	\$32,351	\$32,280
<b>419100 FRINGE BENEFITS</b>	<b>\$22,890</b>	<b>\$23,890</b>	<b>\$25,962</b>	<b>\$32,351</b>	<b>\$32,280</b>
<b>419995 PERSONNEL</b>	<b>\$333,432</b>	<b>\$346,079</b>	<b>\$373,362</b>	<b>\$455,215</b>	<b>\$454,200</b>
420010 ADVERTISING	\$1,067	\$1,410	\$1,797	\$3,000	\$2,000
420020 PRINTING	\$1,378	\$1,672	\$905	\$3,000	\$2,000
420040 TELEPHONE	\$1,500	\$3,086	\$0	\$0	\$0
420050 POSTAGE	\$262	\$121	\$0	\$0	\$0
<b>420100 COMMUNICATIONS</b>	<b>\$4,207</b>	<b>\$6,289</b>	<b>\$2,702</b>	<b>\$6,000</b>	<b>\$4,000</b>
421010 LEGAL	\$145,140	\$191,011	\$166,202	\$200,000	\$200,000
421030 CONSULTING	\$0	\$0	\$0	\$5,000	\$12,000
421060 STENOGRAPHER	\$621	\$330	\$350	\$4,000	\$1,000
421080 FILING FEES	\$942	\$708	\$724	\$1,500	\$1,500
<b>421100 PROFESSIONAL SRVC</b>	<b>\$146,703</b>	<b>\$192,048</b>	<b>\$167,276</b>	<b>\$210,500</b>	<b>\$214,500</b>
429001 TUITION/TRAINING	\$1,738	\$1,775	\$1,040	\$4,000	\$4,000
429009 ADMIN/TRUSTEE FEE	\$0	\$30	\$30	\$42	\$42
429014 CONTRACTED PERSONNEL SVS.	\$1,136	\$580	\$0	\$6,000	\$4,000
429015 TRAVEL	\$0	\$0	\$9	\$1,500	\$1,500
429016 CONFERENCES	\$0	\$0	\$0	\$1,500	\$1,500
429017 MEMBERSHIPS	\$2,670	\$2,529	\$2,985	\$3,200	\$3,200
<b>429100 CONTRACTED SRVC</b>	<b>\$5,544</b>	<b>\$4,914</b>	<b>\$4,065</b>	<b>\$16,242</b>	<b>\$14,242</b>
<b>429995 SERVICES</b>	<b>\$156,454</b>	<b>\$203,251</b>	<b>\$174,042</b>	<b>\$232,742</b>	<b>\$232,742</b>
430002 SOFTWARE	\$0	\$0	\$1,036	\$3,000	\$3,000
430003 SUBSCRIPTIONS	\$24,057	\$25,068	\$25,493	\$36,000	\$35,000
430009 OFFICE	\$609	\$502	\$873	\$650	\$750
<b>430100 SUPPLIES &amp; EXP</b>	<b>\$24,667</b>	<b>\$25,570</b>	<b>\$27,402</b>	<b>\$39,650</b>	<b>\$38,750</b>
439015 OFFICE EQUIPMENT	\$0	\$2,387	\$1,390	\$2,500	\$12,000
<b>439100 MINOR CAPITAL</b>	<b>\$0</b>	<b>\$2,387</b>	<b>\$1,390</b>	<b>\$2,500</b>	<b>\$12,000</b>
<b>439995 SUPPLIES</b>	<b>\$24,667</b>	<b>\$27,957</b>	<b>\$28,792</b>	<b>\$42,150</b>	<b>\$50,750</b>
453049 LEASE PURCHASE	\$1,195	\$1,195	\$0	\$0	\$0
<b>453100 CAPITAL OUTLAY</b>	<b>\$1,195</b>	<b>\$1,195</b>	<b>\$0</b>	<b>\$0</b>	<b>\$0</b>
<b>499995 OTHER</b>	<b>\$1,195</b>	<b>\$1,195</b>	<b>\$0</b>	<b>\$0</b>	<b>\$0</b>
<b>01000105 CITY SOLICITOR</b>	<b>\$515,748</b>	<b>\$578,482</b>	<b>\$576,197</b>	<b>\$730,107</b>	<b>\$737,692</b>

# COMMUNICATIONS BUREAU



## BUREAU OF COMMUNICATION

The Bureau of Communications manages all internal and external communications and marketing for government operations of the City of Harrisburg. It is responsible for graphic, photo, video, audio and information services, as well as for the City's 311 system and atrium Help Desk. The bureau organizes news conferences, issues news releases, media advisories as well as online and social media communications. The Bureau of Communications also manages media relations, organizes informational events and campaigns, as well as manages WHBG Channel 20, the government access cable television channel and station. The bureau manages relations with adjacent government agencies to ensure compliance with the City's Cable Television Franchise agreement.

EXPENDITURE ANALYSIS DETAIL  
2019 APPROVED BUDGET

General Fund

0114 Communication

Allocation Plan			Position Control				
<b>PERSONNEL</b>	<b>2018 Adopted</b>	<b>2019 Approved</b>	<b>JOB CLASSIFICATION</b>	<b>2018 Adopted</b>	<b>2019 Approved</b>	<b>2018 Adopted</b>	<b>2019 Approved</b>
Salaries-Mgmt	230,000	231,145	Communitions Director	1	1	70,000	71,050
Salaries-BU	39,458	40,251	Community Services Coordinator	1	1	55,000	55,550
Fringe Benefits	20,845	20,765	Comm. Assist. & Graphic Design Sp.	1	1	50,000	48,720
Overtime	3,000	0	Production Tech Mgr (WHBG) Reallocation	1	1	55,000	55,825
						0	
<b>TOTAL</b>	<b>293,303</b>	<b>292,161</b>	<b>Total Management</b>	<b>4</b>	<b>4</b>	<b>230,000</b>	<b>231,145</b>
<b>SERVICES</b>			Atrium Receptionist	1	1	39,458	40,251
Communications	6,500	2,600	<b>Total Bargaining Unit</b>	<b>1</b>	<b>1</b>	<b>39,458</b>	<b>40,251</b>
Professional Services	0	0	Overtime			3,000	0
Utilities	0	0	FICA			20,845	20,765
Insurance	0	0	<b>Total Fringe Benefits</b>			<b>20,845</b>	<b>20,765</b>
Rentals	0	18,000	<b>TOTAL</b>	<b>5</b>	<b>5</b>	<b>293,303</b>	<b>292,161</b>
Maintenance & Repairs	500	500					
Contracted Services	11,000	12,500					
<b>TOTAL</b>	<b>18,000</b>	<b>33,600</b>					
<b>SUPPLIES</b>							
Supplies	17,500	10,500					
Minor Capital Equipment	4,500	6,000					
<b>TOTAL</b>	<b>22,000</b>	<b>16,500</b>					
<b>OTHER</b>							
	0	0					
<b>TOTAL APPROPRIATION</b>	<b>333,303</b>	<b>342,261</b>					

**BUREAU OF COMMUNICATION**

Bureau of Communication - 0114

<u>EMPLOYEE</u>	<u>POSITION</u>	<u>ANNIV. /</u>	<u>D.O.H.</u>	<u>2018</u>	<u>END OF YR</u>	<u>2019</u>	<u>GRADE/STEP</u>	<u>2019</u>	<u>ANNUAL</u>	<u>2019</u>	<u>2019</u>	<u>FRINGE</u>	<u>TOTAL</u>	
														<u>SALARY</u>
	COMMUNICATIONS DIRECTOR	1	6	2014	\$ 70,000.00		0.00	1,050.00	0.00	71,050.00	0.00	5,436.00	0.00	76,486.00
	COMMUNITY SERVICES COORDINATOR	3	11	2014	\$ 55,000.00		0.00	550.00	0.00	55,550.00	0.00	4,250.00	0.00	59,800.00
	COMMUNICATIONS ASSISTN & GRAPHIC DESIGN SPCLT	12	13	2017	\$ 48,000.00		0.00	720.00	0.00	48,720.00	0.00	3,728.00	0.00	52,448.00
	PRODUCTION TECHNICIAN MANAGER	10	23	2012	\$ 55,000.00		0.00	825.00	0.00	55,825.00	0.00	4,271.00	0.00	60,096.00
4.00	MANAGEMENT TOTALS				228,000.00		0.00	3,145.00	0.00	231,145.00	0.00	17,685.00	0.00	248,830.00
	ATRIUM RECEPTIONIST	6	16	2014	\$ 39,852.52		0.00	398.53	0.00	40,251.00	0.00	3,080.00	0.00	43,331.00
1.00	BARGAINING UNIT TOTALS				39,852.52		0.00	398.53	0.00	40,251.00	0.00	3,080.00	0.00	43,331.00
5.00	TOTAL				267,852.52		0.00	3,543.53	0.00	271,396.00	0.00	20,765.00	0.00	292,161.00
OVERTIME										0.00	0.00	0.00	0.00	0.00
<b>TOTAL SALARIES, LUMP SUM, OVERTIME, FICA AND FRINGE BENEFITS</b>										<b>271,396.00</b>	<b>0.00</b>	<b>20,765.00</b>	<b>0.00</b>	<b>292,161.00</b>

**NOTE: MEDICAL, SEVERANCE, UNEMPLOYMENT COMPENSATION, AND WORKERS COMPENSATION COSTS ARE REFLECTED IN GENERAL EXPENSES (0188).**

# 2019 Approved Budget

## Expenditure Line Item

### BUDGET UNIT: 01010114 BUREAU OF COMMUNICATION

Account	2016 Actual	2017 Actual	2018 Actual YTD (12/31)	2018 Adopted Budget	2019 Approved Budget
414000 SALARIES & WAGES	\$187,739	\$197,475	\$266,587	\$269,458	\$271,396
416000 OVERTIME	\$0	\$0	\$0	\$3,000	\$0
<b>414100 SALARIES/WAGES</b>	<b>\$187,739</b>	<b>\$197,475</b>	<b>\$266,587</b>	<b>\$272,458</b>	<b>\$271,396</b>
419001 SOCIAL SECURITY	\$13,769	\$14,491	\$19,733	\$20,845	\$20,765
<b>419100 FRINGE BENEFITS</b>	<b>\$13,769</b>	<b>\$14,491</b>	<b>\$19,733</b>	<b>\$20,845</b>	<b>\$20,765</b>
<b>419995 PERSONNEL</b>	<b>\$201,507</b>	<b>\$211,966</b>	<b>\$286,320</b>	<b>\$293,303</b>	<b>\$292,161</b>
420010 ADVERTISING	\$0	\$0	\$1,107	\$1,500	\$2,500
420030 PHOTOGRAPHY	\$0	\$0	\$3,664	\$5,000	\$0
420040 TELEPHONE	\$1,690	\$3,055	\$0	\$0	\$0
420050 POSTAGE	\$0	\$0	\$0	\$0	\$100
<b>420100 COMMUNICATIONS</b>	<b>\$1,690</b>	<b>\$3,055</b>	<b>\$4,771</b>	<b>\$6,500</b>	<b>\$2,600</b>
424020 WEB/SOFTWARE SERVICES	\$0	\$0	\$8,905	\$0	\$18,000
<b>424100 RENTALS</b>	<b>\$0</b>	<b>\$0</b>	<b>\$8,905</b>	<b>\$0</b>	<b>\$18,000</b>
425090 MAINT SERV CONTRACT	\$149	\$0	\$0	\$500	\$500
<b>425100 MAINT &amp; REPAIRS</b>	<b>\$149</b>	<b>\$0</b>	<b>\$0</b>	<b>\$500</b>	<b>\$500</b>
429001 TUITION/TRAINING	\$298	\$795	\$0	\$4,000	\$4,500
429009 ADMIN/TRUSTEE FEE	\$0	\$30	\$0	\$0	\$0
429090 MISC CONTRACTED SRVCS	\$4,109	\$7,304	\$6,853	\$7,000	\$8,000
<b>429100 CONTRACTED SRVC</b>	<b>\$4,407</b>	<b>\$8,130</b>	<b>\$6,853</b>	<b>\$11,000</b>	<b>\$12,500</b>
<b>429995 SERVICES</b>	<b>\$6,246</b>	<b>\$11,185</b>	<b>\$20,530</b>	<b>\$18,000</b>	<b>\$33,600</b>
430003 SUBSCRIPTIONS	\$0	\$0	\$0	\$0	\$2,500
430004 AUDIO-VISUAL	\$2,451	\$2,650	\$3,895	\$3,500	\$3,500
430009 OFFICE	\$0	\$1,269	\$1,761	\$2,000	\$0
430015 WEB SERVICES	\$0	\$9,059	\$976	\$10,000	\$0
430099 MISC SUPPLIES AND EXP	\$804	\$1,880	\$1,463	\$2,000	\$4,500
<b>430100 SUPPLIES &amp; EXP</b>	<b>\$3,255</b>	<b>\$14,858</b>	<b>\$8,094</b>	<b>\$17,500</b>	<b>\$10,500</b>
439015 OFFICE EQUIPMENT	\$2,158	\$7,947	\$3,055	\$4,500	\$6,000
<b>439100 MINOR CAPITAL</b>	<b>\$2,158</b>	<b>\$7,947</b>	<b>\$3,055</b>	<b>\$4,500</b>	<b>\$6,000</b>
<b>439995 SUPPLIES</b>	<b>\$5,413</b>	<b>\$22,805</b>	<b>\$11,149</b>	<b>\$22,000</b>	<b>\$16,500</b>
<b>01010114 COMMUNICATION</b>	<b>\$213,166</b>	<b>\$245,956</b>	<b>\$317,999</b>	<b>\$333,303</b>	<b>\$342,261</b>

**OFFICE OF SOCIAL EQUITY/AFFIRMATIVE ACTION**

The Office is charged with the monitoring of City Government services and business practices to ensure that the City of Harrisburg is in compliance with federal and state anti-discrimination laws and regulations relating to equal opportunity and affirmative action programs. This office executes and assesses the City of Harrisburg’s affirmative action/equal opportunity program.

EXPENDITURE ANALYSIS DETAIL  
2019 APPROVED BUDGET

General Fund

0115 Social Equity/Affirmative Action

<b>Allocation Plan</b>				<b>Position Control</b>				
<b>PERSONNEL</b>	<b>2018 Adopted</b>	<b>2019 Approved</b>		<b>JOB CLASSIFICATION</b>	<b>2018 Adopted</b>	<b>2019 Approved</b>	<b>2018 Adopted</b>	<b>2019 Approved</b>
Salaries-Mgmt	62,000	62,930		Dir. of Social Equity/Affir Action	1	1	62,000	62,930
Fringe Benefits	4,743	4,743		<b>Total Management</b>	<b>1</b>	<b>1</b>	<b>62,000</b>	<b>62,930</b>
<b>TOTAL</b>	<b>66,743</b>	<b>67,673</b>						
<b>SERVICES</b>								
Communications	100	500		FICA			4,743	4,743
Professional Services	0	5,000		<b>Total Fringe Benefits</b>			<b>4,743</b>	<b>4,743</b>
Utilities	0	0	<b>TOTAL</b>					
Insurance	0	0			<b>1</b>	<b>1</b>	<b>66,743</b>	<b>67,673</b>
Rentals	0	0						
Maintenance & Repairs	0	0						
Contracted Services	15,000	5,600						
<b>TOTAL</b>	<b>15,100</b>	<b>11,100</b>						
<b>SUPPLIES</b>								
Supplies	1,100	3,475						
Minor Capital Equipment	2,375	0						
<b>TOTAL</b>	<b>3,475</b>	<b>3,475</b>						
<b>OTHER</b>								
	0	0						
<b>TOTAL APPROPRIATION</b>	<b>85,318</b>	<b>82,248</b>						

**OFFICE OF SOCIAL EQUITY/AFFIRMATIVE ACTION**

SOCIAL EQUITY/AFFIRMATIVE ACTION - 0115

<u>EMPLOYEE</u>	<u>POSITION</u>	<u>ANNIV. / D.O.H.</u>	<u>2018 END OF YR SALARY</u>	<u>2019 GRADE/STEP INCREASE</u>	<u>2019 ANNUAL INCREASE</u>	<u>2019 LONG.</u>	<u>2019 SALARY</u>	<u>2019 LUMP SUM</u>	<u>FICA</u>	<u>FRINGE BENEFITS</u>	<u>TOTAL</u>
	DIRECTOR OF SOCIAL EQUITY/AFFIRMATIVE ACTION	7   10   2017	\$ 62,000.00	0.00	930.00	0.00	62,930.00	0.00	4,815.00	0.00	67,745.00
1.00	MANAGEMENT TOTALS		62,000.00	0.00	930.00	0.00	62,930.00	0.00	4,815.00	0.00	67,745.00
1.00	TOTAL		62,000.00	0.00	930.00	0.00	62,930.00	0.00	4,815.00	0.00	67,745.00
<b>TOTAL SALARIES, OVERTIME, FICA AND FRINGE BENEFITS</b>							<b>62,930.00</b>	<b>0.00</b>	<b>4,815.00</b>	<b>0.00</b>	<b>67,745.00</b>

**NOTE: MEDICAL, SEVERANCE, UNEMPLOYMENT COMPENSATION, AND WORKERS COMPENSATION COSTS ARE REFLECTED IN GENERAL EXPENSES (0188).**



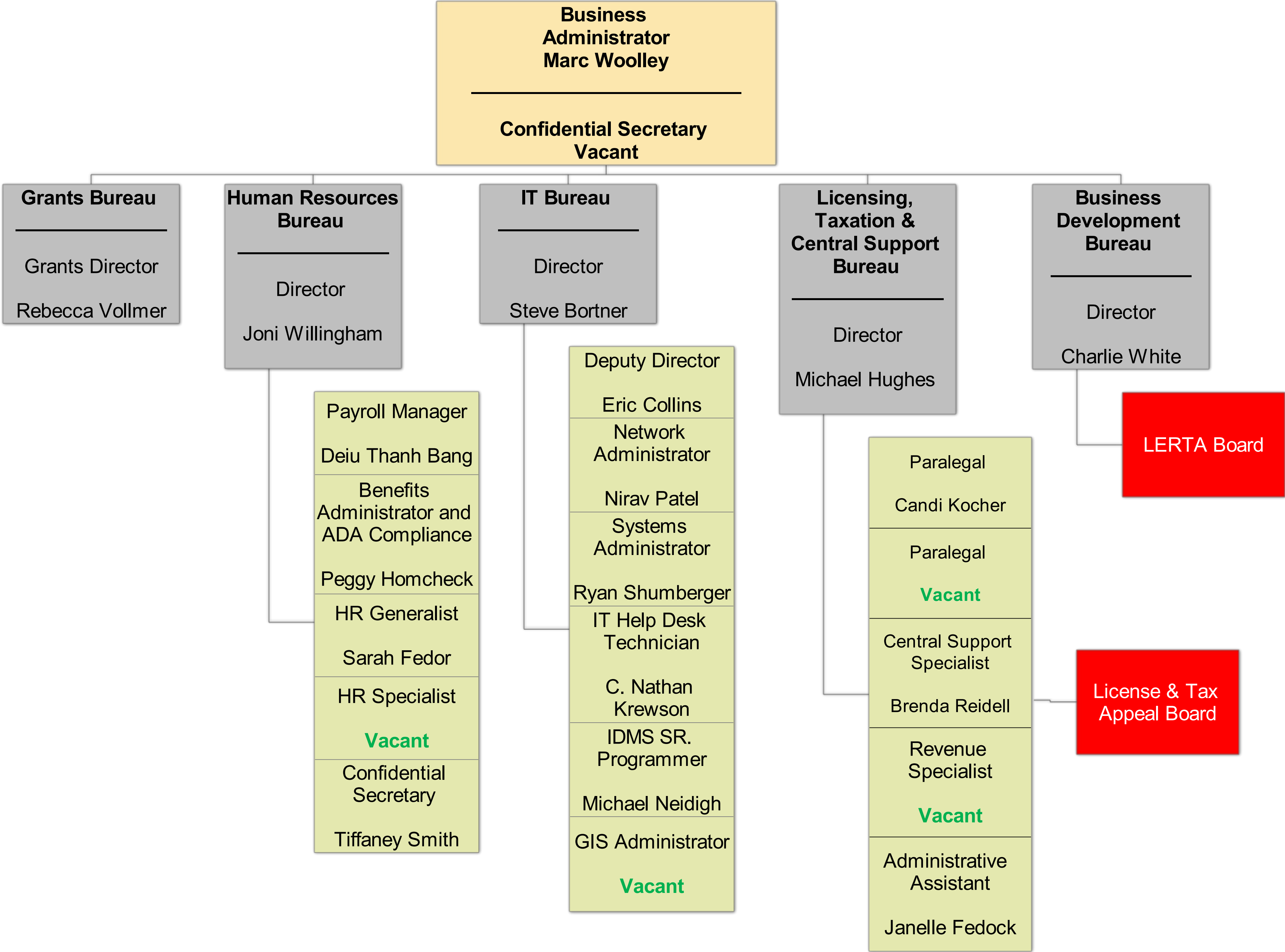
# 2019 Approved Budget

## Expenditure Line Item

### BUDGET UNIT: 01010115 OFFICE OF SOCIAL EQUITY/AFFIRMATIVE ACTION

Account	2016 Actual	2017 Actual	2018 Actual YTD (12/31)	2018 Adopted Budget	2019 Approved Budget
414000 SALARIES & WAGES	\$71,954	\$70,333	\$62,000	\$62,000	\$62,930
<b>414100 SALARIES/WAGES</b>	<b>\$71,954</b>	<b>\$70,333</b>	<b>\$62,000</b>	<b>\$62,000</b>	<b>\$62,930</b>
419001 SOCIAL SECURITY	\$5,396	\$5,258	\$4,648	\$4,743	\$4,743
<b>419100 FRINGE BENEFITS</b>	<b>\$5,396</b>	<b>\$5,258</b>	<b>\$4,648</b>	<b>\$4,743</b>	<b>\$4,743</b>
<b>419995 PERSONNEL</b>	<b>\$77,350</b>	<b>\$75,591</b>	<b>\$66,648</b>	<b>\$66,743</b>	<b>\$67,673</b>
420010 ADVERTISING	\$0	\$0	\$0	\$100	\$500
<b>420100 COMMUNICATIONS</b>	<b>\$0</b>	<b>\$0</b>	<b>\$0</b>	<b>\$100</b>	<b>\$500</b>
421060 STENOGRAPHER	\$0	\$0	\$0	\$0.00	\$5,000
<b>421100 PROFESSIONAL SRVC</b>	<b>\$0</b>	<b>\$0</b>	<b>\$0</b>	<b>\$0</b>	<b>\$5,000</b>
429001 TUITION/TRAINING	\$597	\$1,899	\$5,058	\$15,000	\$5,600
429090 MISC CONTRACTED SRVCS	\$0	\$0	\$988	\$0	\$0
<b>429100 CONTRACTED SRVC</b>	<b>\$597</b>	<b>\$1,899</b>	<b>\$6,046</b>	<b>\$15,000</b>	<b>\$5,600</b>
<b>429995 SERVICES</b>	<b>\$597</b>	<b>\$1,899</b>	<b>\$6,046</b>	<b>\$15,100</b>	<b>\$11,100</b>
430009 OFFICE	\$0	\$0	\$2,992	\$1,000	\$645
430099 MISC SUPPLIES AND EXP	\$1,047	\$0	\$251	\$100	\$2,830
<b>430100 SUPPLIES &amp; EXP</b>	<b>\$1,047</b>	<b>\$0</b>	<b>\$3,243</b>	<b>\$1,100</b>	<b>\$3,475</b>
439015 OFFICE EQUIPMENT	\$0	\$1,309	\$150	\$2,375	\$0
<b>439100 MINOR CAPITAL</b>	<b>\$0</b>	<b>\$1,309</b>	<b>\$150</b>	<b>\$2,375</b>	<b>\$0</b>
<b>439995 SUPPLIES</b>	<b>\$1,047</b>	<b>\$1,309</b>	<b>\$3,393</b>	<b>\$3,475</b>	<b>\$3,475</b>
<b>01010115 SOCIAL EQUITY/AFFIRMATIVE ACTION</b>	<b>\$78,994</b>	<b>\$78,800</b>	<b>\$76,088</b>	<b>\$85,318</b>	<b>\$82,248</b>

# DEPARTMENT OF ADMINISTRATION



EXPENDITURE ANALYSIS SUMMARY  
2019 APPROVED BUDGET

	2016 Actual	2017 Actual	2018 Actual YTD (12/31)	2018 Adopted Budget	2019 Approved Budget
<b>DEPARTMENT OF ADMINISTRATION</b>					
<b><u>0110 OFFICE OF THE BUSINESS ADMINISTRATOR</u></b>					
Personnel	64,362	103,529	200,088	240,060	175,470
Services	571	44	45,920	65,550	65,550
Supplies	342	1,832	1,951	4,796	5,100
Other	200	0	0	0	0
TOTALS	65,476	105,405	247,959	310,406	246,120
<b><u>0113 BUREAU OF GRANTS</u></b>					
Personnel	0	0	0	0	60,392
Services	0	0	0	0	4,000
Supplies	0	0	0	0	500
Other	0	0	0	0	0
TOTALS	0	0	0	0	64,892
<b><u>0116 BUREAU OF INFORMATION TECHNOLOGY</u></b>					
Personnel	383,374	297,297	415,170	515,762	506,012
Services	241,858	432,768	402,539	516,340	616,797
Supplies	82,796	73,189	184,717	180,500	170,580
Other	207,506	524,788	130,386	441,481	701,839
TOTALS	915,534	1,328,041	1,132,812	1,654,083	1,995,228
<b><u>0117 BUREAU OF HUMAN RESOURCES</u></b>					
Personnel	243,946	244,840	285,117	334,792	366,680
Services	37,297	47,628	44,713	63,925	123,925
Supplies	1,007	1,374	1,336	2,300	2,200
Other	1,195	6,690	0	0	0
TOTALS	283,445	300,531	331,166	401,017	492,805

EXPENDITURE ANALYSIS SUMMARY  
2019 APPROVED BUDGET

	2016 Actual	2017 Actual	2018 Actual YTD (12/31)	2018 Adopted Budget	2019 Approved Budget
<u>0124 BUREAU OF LICENSING, TAXATION &amp; CENTRAL SUPPORT</u>					
Personnel	212,857	257,197	233,457	265,584	328,049
Services	149,103	117,069	195,459	234,680	254,372
Supplies	33,577	36,251	42,463	39,192	43,192
Other	99	87,369	0	0	0
TOTALS	395,636	497,885	471,379	539,456	625,613
<u>0139 BUSINESS AND RESOURCE DEVELOPMENT</u>					
Personnel	59,123	111,850	122,075	117,878	61,189
Services	2,106	1,113	2,163	5,000	4,750
Supplies	0	1,561	259	2,900	0
Other	0	0	0	0	0
TOTALS	61,229	114,524	124,497	125,778	65,939
TOTAL DEPARTMENT OF ADMINISTRATION					
Personnel	963,663	1,014,712	1,255,907	1,474,076	1,497,792
Services	430,935	598,621	690,795	885,495	1,069,394
Supplies	117,722	114,206	230,726	229,688	221,572
Other	209,000	618,846	130,386	441,481	701,839
TOTAL EXPENDITURES	1,721,320	2,346,385	2,307,814	3,030,740	3,490,597

POSITION ANALYSIS SUMMARY  
2019 APPROVED BUDGET

	2016 Actual	2017 Actual	2018 Actual YTD (12/31)	2018 Adopted Budget	2019 Approved Budget
ADMINISTRATION					
Office of the Business Administrator	1.00	1.00	1.00	3.00	2.00
Bureau of Grants	1.00	1.00	1.00	1.00	1.00
Information Technology	7.00	5.00	7.00	8.00	8.00
Human Resources	4.00	4.00	5.00	6.00	6.00
Licensing, Taxation and Central Support	4.00	5.00	4.00	5.00	6.00
Business and Resource Development	2.00	2.00	3.00	3.00	1.00
TOTAL POSITIONS	19.00	18.00	21.00	26.00	24.00

**OFFICE OF THE BUSINESS ADMINISTRATOR**

The Department of Administration is headed by the Chief of Staff/Business Administrator who is appointed by the Mayor and confirmed by City Council. The Department of Administration performs the risk management, technological, personnel, and central administrative functions of the City. The Chief of Staff/Business Administrator has the authority to oversee the direct management of all City departments which are under the administrative jurisdiction of the Mayor, as well as inter-action with agencies which are outside of the Executive Branch and directly manages six bureaus: Business Development, Communication, Community Development, Information Technology, Human Resources and Licensing, Taxation and Central Support. The Chief of Staff/Business Administrator serves as the Mayor's designee on various Boards and Commissions..

The Chief of Staff/Business Administrator conducts scheduled labor management meetings with each of the union groups throughout the year and resolves issues which could result in grievances whenever possible, acts as the Third-Step Hearing Officer for Union grievances in the Mayor's stead. Also, the Chief of Staff/Business Administrator has the responsibility for contract negotiations with all three union groups.

EXPENDITURE ANALYSIS DETAIL  
2019 APPROVED BUDGET

General Fund

0110 Office of Business Administrator

**Allocation Plan**

**Position Control**

	2018 Adopted	2019 Approved
<b>PERSONNEL</b>		
Salaries-Mgmt	223,000	163,000
Fringe Benefits	17,060	12,470
<b>TOTAL</b>	<b>240,060</b>	<b>175,470</b>
<b>SERVICES</b>		
Communications	850	850
Professional Services	60,000	60,000
Utilities	0	0
Insurance	0	0
Rentals	0	0
Maintenance & Repairs	0	0
Contracted Services	4,700	4,700
<b>TOTAL</b>	<b>65,550</b>	<b>65,550</b>
<b>SUPPLIES</b>		
Supplies	2,700	2,700
Minor Capital Equipment	2,096	2,400
<b>TOTAL</b>	<b>4,796</b>	<b>5,100</b>
<b>OTHER</b>		
	0	0
<b>TOTAL APPROPRIATION</b>	<b>310,406</b>	<b>246,120</b>

<b>JOB CLASSIFICATION</b>	2018 Adopted	2019 Approved	2018 Adopted	2019 Approved
Business Administrator	1	1	115,000	115,000
Director of DCED	1	1	60,000	0
Secretary Reallocation	1	1	48,000	48,000
<b>Total Management</b>	<b>3</b>	<b>3</b>	<b>223,000</b>	<b>163,000</b>
FICA			17,060	12,470
Concessions			0	0
<b>Total Fringe Benefits</b>			<b>17,060</b>	<b>12,470</b>
<b>TOTAL</b>	<b>3</b>	<b>3</b>	<b>240,060</b>	<b>175,470</b>

**BUSINESS ADMINISTRATOR**

BUSINESS ADMINISTRATOR - 0110

EMPLOYEE	POSITION	ANNIV. / D.O.H.	2018 END OF YR SALARY	2019 GRADE/STEP INCREASE	2019 ANNUAL INCREASE	2019 LONG.	2019 SALARY	2019 LUMP SUM	FICA	FRINGE BENEFITS	TOTAL		
												10	2
	BUSINESS ADMINISTRATOR												
VACANT	POSITION	1	1	2019	0.00	0.00	0.00	0.00	0.00	0.00	0.00		
VACANT	POSITION	7	24	2017	\$ 48,000.00	0.00	0.00	0.00	48,000.00	0.00	3,672.00	0.00	51,672.00
3.00	MANAGEMENT TOTALS				163,000.00	0.00	0.00	0.00	163,000.00	0.00	12,470.00	0.00	175,470.00
3.00	TOTAL				163,000.00	0.00	0.00	0.00	163,000.00	0.00	12,470.00	0.00	175,470.00
<b>TOTAL SALARIES, LUMP SUM, OVERTIME, FICA AND FRINGE BENEFITS</b>								<b>163,000.00</b>	<b>0.00</b>	<b>12,470.00</b>	<b>0.00</b>	<b>175,470.00</b>	

NOTE: MEDICAL, SEVERANCE, UNEMPLOYMENT COMPENSATION, AND WORKERS COMPENSATION COSTS ARE REFLECTED IN GENERAL EXPENSES (0188).

# 2019 Approved Budget

## Expenditure Line Item

### BUDGET UNIT: 01010110 OFFICE OF BUSINESS ADMINISTRATOR

Account	2016 Actual	2017 Actual	2018 Actual YTD (12/31)	2018 Adopted Budget	2019 Approved Budget
414000 SALARIES & WAGES	\$60,000	\$96,411	\$186,099	\$223,000	\$163,000
<b>414100 SALARIES/WAGES</b>	<b>\$60,000</b>	<b>\$96,411</b>	<b>\$186,099</b>	<b>\$223,000</b>	<b>\$163,000</b>
419001 SOCIAL SECURITY	\$4,362	\$7,118	\$13,989	\$17,060	\$12,470
<b>419100 FRINGE BENEFITS</b>	<b>\$4,362</b>	<b>\$7,118</b>	<b>\$13,989</b>	<b>\$17,060</b>	<b>\$12,470</b>
<b>419995 PERSONNEL</b>	<b>\$64,362</b>	<b>\$103,529</b>	<b>\$200,088</b>	<b>\$240,060</b>	<b>\$175,470</b>
420010 ADVERTISING	\$147	\$0	\$0	\$700	\$700
420020 PRINTING	\$109	\$0	\$97	\$150	\$150
420040 TELEPHONE	\$0	(\$45)	\$0	\$0	\$0
420050 POSTAGE	\$7	\$0	\$0	\$0	\$0
<b>420100 COMMUNICATIONS</b>	<b>\$263</b>	<b>(\$45)</b>	<b>\$97</b>	<b>\$850</b>	<b>\$850</b>
421030 CONSULTING	\$0	\$0	\$45,000	\$60,000	\$60,000
<b>421100 PROFESSIONAL SRVC</b>	<b>\$0</b>	<b>\$0</b>	<b>\$45,000</b>	<b>\$60,000</b>	<b>\$60,000</b>
429001 TUITION/TRAINING	\$308	\$89	\$823	\$3,000	\$3,000
429015 TRAVEL	\$0	\$0	\$0	\$300	\$300
429016 CONFERENCES	\$0	\$0	\$0	\$1,400	\$1,400
<b>429100 CONTRACTED SRVC</b>	<b>\$308</b>	<b>\$89</b>	<b>\$823</b>	<b>\$4,700</b>	<b>\$4,700</b>
<b>429995 SERVICES</b>	<b>\$571</b>	<b>\$44</b>	<b>\$45,920</b>	<b>\$65,550</b>	<b>\$65,550</b>
430002 SOFTWARE	\$0	\$0	\$0	\$900	\$900
430009 OFFICE	\$342	\$681	\$1,662	\$1,800	\$1,800
<b>430100 SUPPLIES &amp; EXP</b>	<b>\$342</b>	<b>\$681</b>	<b>\$1,662</b>	<b>\$2,700</b>	<b>\$2,700</b>
439015 OFFICE EQUIPMENT	\$0	\$1,151	\$289	\$2,096	\$2,400
<b>439100 MINOR CAPITAL</b>	<b>\$0</b>	<b>\$1,151</b>	<b>\$289</b>	<b>\$2,096</b>	<b>\$2,400</b>
<b>439995 SUPPLIES</b>	<b>\$342</b>	<b>\$1,832</b>	<b>\$1,951</b>	<b>\$4,796</b>	<b>\$5,100</b>
453049 LEASE PURCHASE	\$200	\$0	\$0	\$0	\$0
<b>453100 CAPITAL OUTLAY</b>	<b>\$200</b>	<b>\$0</b>	<b>\$0</b>	<b>\$0</b>	<b>\$0</b>
<b>499995 OTHER</b>	<b>\$200</b>	<b>\$0</b>	<b>\$0</b>	<b>\$0</b>	<b>\$0</b>
<b>01010110 BUSINESS ADMINISTRATOR</b>	<b>\$65,476</b>	<b>\$105,405</b>	<b>\$247,959</b>	<b>\$310,406</b>	<b>\$246,120</b>



## BUREAU OF GRANTS

The Bureau of Grant Management is responsible for all grant writing, administration and reporting of all grant funding activity of the City

### EXPENDITURE ANALYSIS DETAIL 2019 APPROVED BUDGET

General Fund

0113 Bureau of Grants

#### Allocation Plan

#### Position Control

	2018 Adopted	2019 Approved
<b>PERSONNEL</b>		
Salaries-Mgmt	0	56,100
Fringe Benefits	0	4,292
<b>TOTAL</b>	<b>0</b>	<b>60,392</b>
<b>SERVICES</b>		
Communications	0	500
Professional Services	0	1,000
Utilities	0	0
Insurance	0	0
Rentals	0	1,500
Maintenance & Repairs	0	0
Contracted Services	0	1,000
<b>TOTAL</b>	<b>0</b>	<b>4,000</b>
<b>SUPPLIES</b>		
Supplies	0	500
Minor Capital Equipment	0	0
<b>TOTAL</b>	<b>0</b>	<b>500</b>
<b>OTHER</b>		
	0	0
<b>TOTAL APPROPRIATION</b>	<b>0</b>	<b>64,892</b>

	2018 Adopted	2019 Approved	2018 Adopted	2019 Approved
<b>JOB CLASSIFICATION</b>				
Grants Director	0	1	0	56,100
<b>Total Management</b>	<b>0</b>	<b>1</b>	<b>0</b>	<b>56,100</b>
FICA			0	4,292
Concessions			0	0
<b>Total Fringe Benefits</b>			<b>0</b>	<b>4,292</b>
<b>TOTAL</b>	<b>0</b>	<b>1</b>	<b>0</b>	<b>60,392</b>

**GRANTS MANAGEMENT**

BUREAU OF GRANTS- 0113

<u>EMPLOYEE</u>	<u>POSITION</u>	<u>ANNIV. /</u> <u>D.O.H.</u>	<u>2018</u> <u>END OF YR</u>	<u>2019</u> <u>GRADE/STEP</u>	<u>2019</u> <u>ANNUAL</u> <u>INCREASE</u>	<u>2019</u> <u>LONG.</u>	<u>2019</u> <u>SALARY</u>	<u>2019</u> <u>LUMP SUM</u>	<u>FICA</u>	<u>FRINGE</u> <u>BENEFITS</u>	<u>TOTAL</u>		
												<u>2018</u>	<u>SALARY</u>
	GRANTS DIRECTOR	2	26	2018	\$ 55,000.00	0.00	1,100.00	0.00	56,100.00	0.00	4,292.00	0.00	60,392.00
1.00	MANAGEMENT TOTALS				55,000.00	0.00	1,100.00	0.00	56,100.00	0.00	4,292.00	0.00	60,392.00
<b>TOTAL SALARIES, LUMP SUM, OVERTIME, FICA AND FRINGE BENEFITS</b>									<b>56,100.00</b>	<b>0.00</b>	<b>4,292.00</b>	<b>0.00</b>	<b>60,392.00</b>

NOTE: MEDICAL, SEVERANCE, UNEMPLOYMENT COMPENSATION, AND WORKERS COMPENSATION COSTS ARE REFLECTED IN GENERAL EXPENSES (0188).

# 2019 Approved Budget

## Expenditure Line Item

### BUDGET UNIT: 01010113 BUREAU OF GRANTS

Account	2016 Actual	2017 Actual	2018 Actual YTD (12/31)	2018 Adopted Budget	2019 Approved Budget
414000 SALARIES & WAGES	\$0	\$0	\$0	\$0	\$56,100
<b>414100 SALARIES/WAGES</b>	<b>\$0</b>	<b>\$0</b>	<b>\$0</b>	<b>\$0</b>	<b>\$56,100</b>
419001 SOCIAL SECURITY	\$0	\$0	\$0	\$0	\$4,292
<b>419100 FRINGE BENEFITS</b>	<b>\$0</b>	<b>\$0</b>	<b>\$0</b>	<b>\$0</b>	<b>\$4,292</b>
<b>419995 PERSONNEL</b>	<b>\$0</b>	<b>\$0</b>	<b>\$0</b>	<b>\$0</b>	<b>\$60,392</b>
420010 ADVERTISING	\$0	\$0	\$0	\$0	\$500
<b>420100 COMMUNICATIONS</b>	<b>\$0</b>	<b>\$0</b>	<b>\$0</b>	<b>\$0</b>	<b>\$500</b>
421020 AUDIT	\$0	\$0	\$0	\$0	\$1,000
<b>421100 PROFESSIONAL SRVC</b>	<b>\$0</b>	<b>\$0</b>	<b>\$0</b>	<b>\$0</b>	<b>\$1,000</b>
424020 WEB/SOFTWARE SERVICES	\$0	\$0	\$0	\$0	\$1,500
<b>424100 RENTALS</b>	<b>\$0</b>	<b>\$0</b>	<b>\$0</b>	<b>\$0</b>	<b>\$1,500</b>
429001 TUITION/TRAINING	\$0	\$0	\$0	\$0	\$1,000
<b>429100 CONTRACTED SRVC</b>	<b>\$0</b>	<b>\$0</b>	<b>\$0</b>	<b>\$0</b>	<b>\$1,000</b>
<b>429995 SERVICES</b>	<b>\$0</b>	<b>\$0</b>	<b>\$0</b>	<b>\$0</b>	<b>\$4,000</b>
430009 OFFICE	\$0	\$0	\$0	\$0	\$500
<b>430100 SUPPLIES &amp; EXP</b>	<b>\$0</b>	<b>\$0</b>	<b>\$0</b>	<b>\$0</b>	<b>\$500</b>
<b>439995 SUPPLIES</b>	<b>\$0</b>	<b>\$0</b>	<b>\$0</b>	<b>\$0</b>	<b>\$500</b>
<b>01010113 BUREAU OF GRANTS</b>	<b>\$0</b>	<b>\$0</b>	<b>\$0</b>	<b>\$0</b>	<b>\$64,892</b>

## BUREAU OF INFORMATION TECHNOLOGY

The Bureau of Information Technology is responsible for the administration of the City's blend of mainframe, network and cloud-based computer systems. These systems are utilized by General Government and the Departments of Administration, Community and Economic Development, Public Safety and Public Works.

The bureau programs, controls, troubleshoots and monitors a wide array of mainframe-based systems used throughout the City's operations. Examples of these systems include the computerized billing system for property real estate taxes, mercantile taxes and licenses; billings for disposal and refuse charges; human resource management; Treasury accounts receivable system, insurance claims management; field reports for all service calls for police; and Codes licenses, permits, inspections and complaints.

The bureau also provides technical support and maintenance for the City's network of personal computers, laptops and mobile devices; and is responsible for the installation, maintenance, and troubleshooting of servers, routers, switches, and firewalls for the City's Local Area Network (LAN) and Wide Area Network (WAN). Responsibilities extend to troubleshooting of computer software, hardware, peripherals, telecommunications systems and services, and related equipment.

The bureau partners with various local, state and national organizations to extend and expand the technological capabilities of the City's operations. Evaluating emerging technologies and vendor offerings assists with the process of modernizing and streamlining processes and systems deployed throughout the City.

Daily responsibilities include: monitoring, configuring, and troubleshooting server backups and restoring systems; monitoring virus activity and cyber threats through a central management console; implementing LAN and local printer services; moving, adding, deleting and upgrading software.

### EXPENDITURE ANALYSIS DETAIL 2019 APPROVED BUDGET

General Fund

0116 Information Technology

Allocation Plan			Position Control				
PERSONNEL	2018 Adopted	2019 Approved	JOB CLASSIFICATION	2018 Adopted	2019 Approved	2018 Adopted	2019 Approved
Salaries-Mgmt	426,653	446,085	Director of IT	1	1	77,653	82,500
Salaries-BU	47,454	23,964	Deputy Director/ Public				
Fringe Benefits	36,655	35,963	Safety Network Admin.	1	1	74,000	75,480
Overtime	5,000	0	Network Administrator	1	1	65,000	65,975
<b>TOTAL</b>	<b>515,762</b>	<b>506,012</b>	SR. IDMS Programmer	1	1	60,000	60,855
			IDMS Programmer	1	1	50,000	60,000
<b>SERVICES</b>			Systems Administrator	1	1	55,000	55,825
Communications	1,000	500	Help Desk/PC Specialist	1	1	45,000	45,450
Professional Services	260,000	314,000	Reallocation				
Utilities	0	0	<b>Total Management</b>	<b>7</b>	<b>7</b>	<b>426,653</b>	<b>446,085</b>
Insurance	0	0	Computer Operator III	1	1	47,454	23,964
Rentals	0	0	<b>Total Bargaining Unit</b>	<b>1</b>	<b>1</b>	<b>47,454</b>	<b>23,964</b>
Maintenance & Repairs	217,940	207,430	Overtime			5,000	0
Contracted Services	37,400	94,867	FICA			36,655	35,963
<b>TOTAL</b>	<b>516,340</b>	<b>616,797</b>	Concessions			0	0
			<b>Total Fringe Benefits</b>			<b>41,655</b>	<b>35,963</b>
<b>SUPPLIES</b>			<b>TOTAL</b>	<b>8</b>	<b>8</b>	<b>515,762</b>	<b>506,012</b>
Supplies	150,500	95,580					
Minor Capital Equipment	30,000	75,000					
<b>TOTAL</b>	<b>180,500</b>	<b>170,580</b>					
<b>OTHER</b>	441,481	701,839					
<b>TOTAL APPROPRIATION</b>	<b>1,654,083</b>	<b>1,995,228</b>					

**INFORMATION TECHNOLOGY**

INFORMATION TECHNOLOGY 0116

EMPLOYEE	POSITION	ANNIV. / D.O.H.	2018 END OF YR	2019 GRADE/STEP	2019 ANNUAL INCREASE	2019 LONG.	2019 SALARY	2019 LUMP SUM	FICA	FRINGE BENEFITS	TOTAL		
	DIRECTOR - BUREAU OF INFORMATION TECHNOLOGY	7	24	2017	\$ 77,653.00	4,847.00	0.00	0.00	82,500.00	0.00	6,312.00	0.00	88,812.00
	DEPUTY DIRECTOR/PUBLIC SAFETY NETWORK ADMNTR	8	21	2017	\$ 74,000.00	0.00	1,480.00	0.00	75,480.00	0.00	5,775.00	0.00	81,255.00
	NETWORK ADMINISTRATOR	7	5	2016	\$ 65,000.00	0.00	975.00	0.00	65,975.00	0.00	5,048.00	0.00	71,023.00
	SENIOR IDMS PROGRAMMER	7	2	2018	\$ 57,000.00	3,000.00	855.00	0.00	60,855.00	0.00	4,656.00	0.00	65,511.00
<b>VACANT</b>	<b>POSITION</b>	<b>7</b>	<b>27</b>	<b>2015</b>	<b>\$ 50,000.00</b>	<b>10,000.00</b>	<b>0.00</b>	<b>0.00</b>	<b>60,000.00</b>	<b>0.00</b>	<b>4,590.00</b>	<b>0.00</b>	<b>64,590.00</b>
	SYSTEMS ADMINISTRATOR	1	29	2018	\$ 55,000.00	0.00	825.00	0.00	55,825.00	0.00	4,271.00	0.00	60,096.00
	HELP DESK/PC SPECIALIST	9	8	2014	\$ 45,000.00	0.00	450.00	0.00	45,450.00	0.00	3,477.00	0.00	48,927.00
7.00	MANAGEMENT TOTALS				423,653.00	17,847.00	4,585.00	0.00	446,085.00	0.00	34,129.00	0.00	480,214.00
MICHAEL	MILLER	6	15	1992	\$ 46,523.49	0.00	465.23	939.77	23,964.00	0.00	1,834.00	0.00	25,798.00
1.00	BARGAINING UNIT TOTALS				46,523.49	0.00	465.23	939.77	23,964.00	0.00	1,834.00	0.00	25,798.00
8.00	TOTAL				470,176.49	17,847.00	5,050.23	939.77	470,049.00	0.00	35,963.00	0.00	506,012.00
OVERTIME									0.00	0.00	0.00	0.00	0.00
<b>TOTAL SALARIES, LUMP SUM, OVERTIME, FICA AND FRINGE BENEFITS</b>									<b>470,049.00</b>	<b>0.00</b>	<b>35,963.00</b>	<b>0.00</b>	<b>506,012.00</b>

NOTE: MEDICAL, SEVERANCE, UNEMPLOYMENT COMPENSATION, AND WORKERS COMPENSATION COSTS ARE REFLECTED IN GENERAL EXPENSES (0188).

# 2019 Approved Budget

## Expenditure Line Item

### BUDGET UNIT: 01010116 BUREAU OF INFORMATION TECHNOLOGY

Account	2016 Actual	2017 Actual	2018 Actual YTD (12/31)	2018 Adopted Budget	2019 Approved Budget
414000 SALARIES & WAGES	\$356,539	\$276,591	\$386,207	\$474,107	\$470,049
416000 OVERTIME	\$351	\$0	\$0	\$5,000	\$0
<b>414100 SALARIES/WAGES</b>	<b>\$356,890</b>	<b>\$276,591</b>	<b>\$386,207</b>	<b>\$479,107</b>	<b>\$470,049</b>
419001 SOCIAL SECURITY	\$26,485	\$20,705	\$28,963	\$36,655	\$35,963
<b>419100 FRINGE BENEFITS</b>	<b>\$26,485</b>	<b>\$20,705</b>	<b>\$28,963</b>	<b>\$36,655</b>	<b>\$35,963</b>
<b>419995 PERSONNEL</b>	<b>\$383,374</b>	<b>\$297,297</b>	<b>\$415,170</b>	<b>\$515,762</b>	<b>\$506,012</b>
420010 ADVERTISING	\$84	\$198	\$222	\$1,000	\$500
420040 TELEPHONE	\$1,294	\$2,556	\$0	\$0	\$0
420041 E-MAIL/INTERNET	\$6,897	\$29,983	\$1,250	\$0	\$0
420050 POSTAGE	\$4	\$59	\$0	\$0	\$0
<b>420100 COMMUNICATIONS</b>	<b>\$8,279</b>	<b>\$32,796</b>	<b>\$1,472</b>	<b>\$1,000</b>	<b>\$500</b>
421030 CONSULTING	\$62,712	\$248,312	\$177,739	\$260,000	\$314,000
<b>421100 PROFESSIONAL SRVC</b>	<b>\$62,712</b>	<b>\$248,312</b>	<b>\$177,739</b>	<b>\$260,000</b>	<b>\$314,000</b>
424020 WEB/SOFTWARE SERVICES	\$0	\$0	\$105	\$0	\$0
<b>424100 RENTALS</b>	<b>\$0</b>	<b>\$0</b>	<b>\$105</b>	<b>\$0</b>	<b>\$0</b>
425030 BUILDING MAINT	\$770	\$0	\$0	\$1,000	\$0
425090 MAINT SERV CONTRACT	\$154,303	\$144,687	\$146,531	\$210,940	\$201,430
425099 OTHER CONT MAINT	\$11,098	\$0	\$5,966	\$6,000	\$6,000
<b>425100 MAINT &amp; REPAIRS</b>	<b>\$166,170</b>	<b>\$144,687</b>	<b>\$152,498</b>	<b>\$217,940</b>	<b>\$207,430</b>
429001 TUITION/TRAINING	\$0	\$0	\$2,175	\$8,000	\$8,000
429009 ADMIN/TRUSTEE FEE	\$0	\$30	\$0	\$0	\$0
429015 TRAVEL	\$0	\$0	\$0	\$2,000	\$1,400
429016 CONFERENCES	\$0	\$0	\$0	\$1,000	\$1,000
429017 MEMBERSHIPS	\$0	\$0	\$0	\$400	\$0
429070 STORAGE	\$4,696	\$6,943	\$6,463	\$6,000	\$7,200
429090 MISC CONTRACTED SRVCS	\$0	\$0	\$62,087	\$20,000	\$77,267
<b>429100 CONTRACTED SRVC</b>	<b>\$4,696</b>	<b>\$6,973</b>	<b>\$70,725</b>	<b>\$37,400</b>	<b>\$94,867</b>
<b>429995 SERVICES</b>	<b>\$241,858</b>	<b>\$432,768</b>	<b>\$402,539</b>	<b>\$516,340</b>	<b>\$616,797</b>
430002 SOFTWARE	\$69,081	\$59,631	\$159,212	\$139,100	\$84,180
430008 DATA PROCESSING	\$10,345	\$3,797	\$3,797	\$10,800	\$10,800
430009 OFFICE	\$25	\$378	\$445	\$600	\$600
430015 WEB SERVICES	\$2,004	\$4,091	\$56	\$0	\$0
<b>430100 SUPPLIES &amp; EXP</b>	<b>\$81,455</b>	<b>\$67,896</b>	<b>\$163,510</b>	<b>\$150,500</b>	<b>\$95,580</b>
439015 OFFICE EQUIPMENT	\$1,341	\$5,293	\$21,207	\$30,000	\$75,000
<b>439100 MINOR CAPITAL</b>	<b>\$1,341</b>	<b>\$5,293</b>	<b>\$21,207</b>	<b>\$30,000</b>	<b>\$75,000</b>
<b>439995 SUPPLIES</b>	<b>\$82,796</b>	<b>\$73,189</b>	<b>\$184,717</b>	<b>\$180,500</b>	<b>\$170,580</b>
452014 SECURITY UPGRADE	\$0	\$0	\$29,284	\$0	\$0
<b>450100 CAPITAL OUTLAY</b>	<b>\$0</b>	<b>\$0</b>	<b>\$29,284</b>	<b>\$0</b>	<b>\$0</b>
453049 LEASE PURCHASE	\$0	\$40,003	\$101,102	\$146,481	\$141,839
453007 EQUIPMENT-DATA PROCESSING	\$0	\$137,760	\$0	\$0	\$0
453051 EQUIPMENT-DATA PROCESSING	\$207,506	\$347,025	\$0	\$295,000	\$560,000
<b>453100 CAPITAL OUTLAY</b>	<b>\$207,506</b>	<b>\$524,788</b>	<b>\$101,102</b>	<b>\$441,481</b>	<b>\$701,839</b>
<b>499995 OTHER</b>	<b>\$207,506</b>	<b>\$524,788</b>	<b>\$130,386</b>	<b>\$441,481</b>	<b>\$701,839</b>
<b>01010116 INFORMATION TECHNOLOGY</b>	<b>\$915,534</b>	<b>\$1,328,041</b>	<b>\$1,132,812</b>	<b>\$1,654,083</b>	<b>\$1,995,228</b>

## BUREAU OF HUMAN RESOURCES

The Bureau of Human Resources is comprised of two primary functions: Human Resources Administration and Payroll. Human Resources oversees and administers a wide range of centralized personnel services for City Government including, but not limited to: recruitment for management positions; testing, screening, hiring and processing individuals to fill vacant bargaining-unit positions; enforces civil service rules and regulations and administers the promotional processes, where applicable, for the Harrisburg Police, Fire and Non-Uniform Civil Service Commission; unemployment compensation matters; conducts new hire orientation sessions and exit interviews; labor relations matters; benefits administration, including management of health care for active employees and retirees, pension plans, and leave benefits; worker's compensation program; and drug and alcohol testing. The Bureau assists the Business Administrator and the department directors in developing job descriptions for management and bargaining-unit positions.

Payroll is responsible for processing the City's biweekly payroll, maintaining payroll records and managing federal, state and local tax deductions as well as other mandatory payroll deductions and voluntary contributions. Staff is also responsible for ensuring all withholding reporting requirements are met. Staff works closely with all timekeepers to ensure smooth and accurate payroll processing. Staff also effectuates scheduled salary increases for bargaining-unit employees and merit pay increases based on performance evaluations for management personnel.

### EXPENDITURE ANALYSIS DETAIL 2019 APPROVED BUDGET

General Fund

0117 Human Resources

#### Allocation Plan

#### Position Control

<i><b>PERSONNEL</b></i>	<b>2018 Adopted</b>	<b>2019 Approved</b>
Salaries-Mgmt	311,000	340,620
Fringe Benefits	23,792	26,060
<b>TOTAL</b>	<b>334,792</b>	<b>366,680</b>
<i><b>SERVICES</b></i>		
Communications	3,250	3,250
Professional Services	9,000	9,000
Utilities	0	0
Insurance	0	0
Rentals	0	0
Maintenance & Repairs	0	0
Contracted Services	51,675	111,675
<b>TOTAL</b>	<b>63,925</b>	<b>123,925</b>
<i><b>SUPPLIES</b></i>		
Supplies	2,300	2,200
Minor Capital Equipment	0	0
<b>TOTAL</b>	<b>2,300</b>	<b>2,200</b>
<i><b>OTHER</b></i>	0	0
<b>TOTAL APPROPRIATION</b>	<b>401,017</b>	<b>492,805</b>

<i><b>JOB CLASSIFICATION</b></i>	<b>2018 Adopted</b>	<b>2019 Approved</b>	<b>2018 Adopted</b>	<b>2019 Approved</b>
Director	1	1	70,000	75,000
Personnel Manager	1	1	60,000	62,500
Benefit Admin/ADA Cmpl Officer	1	1	58,000	59,160
Human Resources Generalist	1	1	48,000	48,960
Confidential Secretary	1	1	45,000	45,000
Background Investigator HR	1	0	30,000	0
HR Specialist	0	1	0	50,000
<b>Total Management</b>	<b>6</b>	<b>6</b>	<b>311,000</b>	<b>340,620</b>
FICA			23,792	26,060
Concessions				0
<b>Total Fringe Benefits</b>			<b>23,792</b>	<b>26,060</b>
<b>TOTAL</b>	<b>6</b>	<b>6</b>	<b>334,792</b>	<b>366,680</b>

HUMAN RESOURCES

HUMAN RESOURCES - 0117

EMPLOYEE	POSITION	ANNIV. / D.O.H.	2018 END OF YR SALARY	2019 GRADE/STEP INCREASE	2019 ANNUAL INCREASE	2019 LONG.	2019 SALARY	2019 LUMP SUM	FICA	FRINGE BENEFITS	TOTAL
	DIRECTOR OF HUMAN RESOURCES	11 13 2007	\$ 70,000.00	5,000.00	0.00	0.00	75,000.00	0.00	5,738.00	0.00	80,738.00
	PERSONNEL MANAGER	1 22 1990	\$ 60,000.00	2,500.00	0.00	0.00	62,500.00	0.00	4,782.00	0.00	67,282.00
	BENEFIT ADMIN/ADA CMPL OFFICER	6 1 2009	\$ 58,000.00	0.00	1,160.00	0.00	59,160.00	0.00	4,526.00	0.00	63,686.00
	HUMAN RESOURCES GENERALIST	9 22 2014	\$ 48,000.00	0.00	960.00	0.00	48,960.00	0.00	3,746.00	0.00	52,706.00
	CONFIDENTIAL SECRETARY - HUMAN RESOURCES	4 16 2018	\$ 42,500.00	2,500.00	0.00	0.00	45,000.00	0.00	3,443.00	0.00	48,443.00
<b>NEW</b>	<b>POSITION</b>	<b>1 1 2019</b>	<b>\$ -</b>	<b>0.00</b>	<b>0.00</b>	<b>0.00</b>	<b>50,000.00</b>	<b>0.00</b>	<b>3,825.00</b>	<b>0.00</b>	<b>53,825.00</b>
6.00	MANAGEMENT TOTALS		308,500.00	10,000.00	2,120.00	0.00	340,620.00	0.00	26,060.00	0.00	366,680.00
6.00	TOTAL		308,500.00	10,000.00	2,120.00	0.00	340,620.00	0.00	26,060.00	0.00	366,680.00
<b>TOTAL SALARIES, LUMP SUM, OVERTIME, FICA AND FRINGE BENEFITS</b>							<b>340,620.00</b>	<b>0.00</b>	<b>26,060.00</b>	<b>0.00</b>	<b>366,680.00</b>

NOTE: MEDICAL, SEVERANCE, UNEMPLOYMENT COMPENSATION, AND WORKERS COMPENSATION COSTS ARE REFLECTED IN GENERAL EXPENSES (0188).



# 2019 Approved Budget

## Expenditure Line Item

### BUDGET UNIT: 01010117 BUREAU OF HUMAN RESOURCES

Account	2016 Actual	2017 Actual	2018 Actual YTD (12/31)	2018 Adopted Budget	2019 Approved Budget
414000 SALARIES & WAGES	\$227,142	\$227,988	\$265,519	\$311,000	\$340,620
<b>414100 SALARIES/WAGES</b>	<b>\$227,142</b>	<b>\$227,988</b>	<b>\$265,519</b>	<b>\$311,000</b>	<b>\$340,620</b>
419001 SOCIAL SECURITY	\$16,803	\$16,852	\$19,598	\$23,792	\$26,060
<b>419100 FRINGE BENEFITS</b>	<b>\$16,803</b>	<b>\$16,852</b>	<b>\$19,598</b>	<b>\$23,792</b>	<b>\$26,060</b>
<b>419995 PERSONNEL</b>	<b>\$243,946</b>	<b>\$244,840</b>	<b>\$285,117</b>	<b>\$334,792</b>	<b>\$366,680</b>
420010 ADVERTISING	\$0	\$0	\$0	\$250	\$250
420020 PRINTING	\$192	\$1,737	\$1,086	\$2,000	\$2,000
420050 POSTAGE	\$891	\$551	\$0	\$1,000	\$1,000
<b>420100 COMMUNICATIONS</b>	<b>\$1,084</b>	<b>\$2,289</b>	<b>\$1,086</b>	<b>\$3,250</b>	<b>\$3,250</b>
421051 NON-CDL DRUG/ALC/MED TEST	\$1,855	\$1,349	\$1,796	\$2,000	\$2,000
421052 CDL DRUG/ALC/MED TESTING	\$1,791	\$2,762	\$2,072	\$5,000	\$5,000
421053 CREDIT REPORTS	\$880	\$800	\$901	\$2,000	\$2,000
<b>421100 PROFESSIONAL SRVC</b>	<b>\$4,526</b>	<b>\$4,911</b>	<b>\$4,769</b>	<b>\$9,000</b>	<b>\$9,000</b>
429001 TUITION/TRAINING	\$0	\$122	\$0	\$400	\$11,300
429009 ADMIN/TRUSTEE FEE	\$0	\$0	\$0	\$75	\$75
429014 CONTRACTED PERSONNEL SVS.	\$31,688	\$40,306	\$38,859	\$50,900	\$50,000
429017 MEMBERSHIPS	\$0	\$0	\$0	\$300	\$300
429090 MISC CONTRACTED SRVCS	\$0	\$0	\$0	\$0	\$50,000
<b>429100 CONTRACTED SRVC</b>	<b>\$31,688</b>	<b>\$40,428</b>	<b>\$38,859</b>	<b>\$51,675</b>	<b>\$111,675</b>
<b>429995 SERVICES</b>	<b>\$37,297</b>	<b>\$47,628</b>	<b>\$44,713</b>	<b>\$63,925</b>	<b>\$123,925</b>
430001 EDUCATIONAL	\$0	\$0	\$0	\$500	\$500
430002 SOFTWARE	\$0	\$0	\$42	\$200	\$200
430003 SUBSCRIPTIONS	\$0	\$0	\$0	\$300	\$200
430006 PHOTOGRAPHY	\$276	\$167	\$0	\$300	\$300
430009 OFFICE	\$731	\$1,207	\$1,293	\$1,000	\$1,000
<b>430100 SUPPLIES &amp; EXP</b>	<b>\$1,007</b>	<b>\$1,374</b>	<b>\$1,336</b>	<b>\$2,300</b>	<b>\$2,200</b>
<b>439995 SUPPLIES</b>	<b>\$1,007</b>	<b>\$1,374</b>	<b>\$1,336</b>	<b>\$2,300</b>	<b>\$2,200</b>
453049 LEASE PURCHASE	\$1,195	\$1,196	\$0	\$0	\$0
453015 OFFICE EQUIPMENT	\$0	\$5,494	\$0	\$0	\$0
<b>453100 CAPITAL OUTLAY</b>	<b>\$1,195</b>	<b>\$6,690</b>	<b>\$0</b>	<b>\$0</b>	<b>\$0</b>
<b>499995 OTHER</b>	<b>\$1,195</b>	<b>\$6,690</b>	<b>\$0</b>	<b>\$0</b>	<b>\$0</b>
<b>01010117 HUMAN RESOURCES</b>	<b>\$283,445</b>	<b>\$300,531</b>	<b>\$331,166</b>	<b>\$401,017</b>	<b>\$492,805</b>

## BUREAU OF LICENSING, TAXATION AND CENTRAL SUPPORT

The Tax and Enforcement unit bills and collects mercantile, business privilege, parking, and amusement taxes as well as various license fees for the City and the Harrisburg School District. This unit also administers the dog licensing program and manages all activities associated with the City's burglar and fire alarm program. A civil collection program is in place to collect all delinquent taxes.

The Bureau also includes the Duplication Center which is responsible for the daily handling of incoming and outgoing mail, processing printing jobs for all City departments and the distribution of office supplies.

### EXPENDITURE ANALYSIS DETAIL 2019 APPROVED BUDGET

General Fund

0124 Licensing, Taxation and Central Support

#### Allocation Plan

#### Position Control

	2018 Adopted	2019 Approved		2018 Adopted	2019 Approved	2018 Adopted	2019 Approved
<b>PERSONNEL</b>			<b>JOB CLASSIFICATION</b>				
Salaries-Mgmt	70,000	75,000	Tax & Enforcement Administrator	1	1	70,000	75,000
Salaries-BU	176,708	226,734					
Overtime	0	3,000	<b>Total Management</b>	<b>1</b>	<b>1</b>	<b>70,000</b>	<b>75,000</b>
Fringe Benefits	18,876	23,315	Revenue Generalist II	1	1	45,952	46,411
<b>TOTAL</b>	<b>265,584</b>	<b>328,049</b>	Paralegal	1	2	46,523	93,978
<b>SERVICES</b>			Administrative Assistant I	1	1	41,065	42,745
Communications	185,835	208,100	Reproduction Technician II	1	1	43,168	43,600
Professional Services	20,000	16,000	Reallocation				
Utilities	0	0	<b>Total Bargaining Unit</b>	<b>4</b>	<b>5</b>	<b>176,708</b>	<b>226,734</b>
Insurance	0	0	Overtime			0	3,000
Rentals	0	1,020	FICA			18,876	23,315
Maintenance & Repairs	27,000	26,852	Concessions			0	0
Contracted Services	1,845	2,400	<b>Total Fringe Benefits</b>			<b>18,876</b>	<b>23,315</b>
<b>TOTAL</b>	<b>234,680</b>	<b>254,372</b>	<b>TOTAL</b>	<b>5</b>	<b>6</b>	<b>265,584</b>	<b>328,049</b>
<b>SUPPLIES</b>							
Supplies	24,192	38,192					
Minor Capital Equipment	15,000	5,000					
<b>TOTAL</b>	<b>39,192</b>	<b>43,192</b>					
<b>OTHER</b>	<b>0</b>	<b>0</b>					
<b>TOTAL APPROPRIATION</b>	<b>539,456</b>	<b>625,613</b>					

**BUREAU OF LICENSING, TAXATION AND CENTRAL SUPPORT**

LICENSING, TAXATION AND CENTRAL SUPPORT 0124

EMPLOYEE	POSITION	ANNIV. / D.O.H.			2018	2019	2019	2019	2019	2019	2019	FRINGE	TOTAL	
					END OF YR SALARY	GRADE/STEP INCREASE	ANNUAL INCREASE	LONG.	SALARY	LUMP SUM	FICA	BENEFITS		
	TAX & ENFORCEMENT ADMINISTRATOR	10	21	1996	\$ 70,000.00	5,000.00	0.00	0.00	75,000.00	0.00	5,738.00	0.00	80,738.00	
1.00	MANAGEMENT TOTALS				70,000.00	5,000.00	0.00	0.00	75,000.00	0.00	5,738.00	0.00	80,738.00	
<b>VACANT</b>	<b>POSITION</b>	<b>REVENUE SPECIALIST</b>	<b>7</b>	<b>20</b>	<b>1987</b>	<b>\$ 42,321.65</b>	<b>0.00</b>	<b>423.22</b>	<b>854.90</b>	<b>43,600.00</b>	<b>0.00</b>	<b>3,336.00</b>	<b>0.00</b>	<b>46,936.00</b>
		ADMINISTRATIVE ASSISTANT I	10	3	2016	\$ 42,321.65	(0.00)	423.22	0.00	42,745.00	0.00	3,270.00	0.00	46,015.00
		PARALEGAL	8	8	2016	\$ 46,523.49	0.00	465.23	0.00	46,989.00	0.00	3,595.00	0.00	50,584.00
<b>NEW</b>	<b>POSITION</b>	<b>PARALEGAL</b>	<b>1</b>	<b>1</b>	<b>2019</b>	<b>\$ 46,523.49</b>	<b>0.00</b>	<b>465.23</b>	<b>0.00</b>	<b>46,989.00</b>	<b>0.00</b>	<b>3,595.00</b>	<b>0.00</b>	<b>50,584.00</b>
		CENTRAL SUPPORT SPECIALIST	7	8	1991	\$ 45,050.64	0.00	450.51	910.02	46,411.00	0.00	3,551.00	0.00	49,962.00
5.00	BARGAINING UNIT TOTALS				222,740.92	(0.00)	2,227.41	1,764.92	226,734.00	0.00	17,347.00	0.00	244,081.00	
6.00	TOTAL				<b>292,740.92</b>	<b>5,000.00</b>	<b>2,227.41</b>	<b>1,764.92</b>	<b>301,734.00</b>	<b>0.00</b>	<b>23,085.00</b>	<b>0.00</b>	<b>324,819.00</b>	
OVERTIME									3,000.00	0.00	230.00	0.00	3,230.00	
<b>TOTAL SALARIES, LUMP SUM, OVERTIME, FICA AND FRINGE BENEFITS</b>									<b>304,734.00</b>	<b>0.00</b>	<b>23,315.00</b>	<b>0.00</b>	<b>328,049.00</b>	

**NOTE: MEDICAL, SEVERANCE, UNEMPLOYMENT COMPENSATION, AND WORKERS COMPENSATION COSTS ARE REFLECTED IN GENERAL EXPENSES (0188).**

## 2019 Approved Budget

Expenditure Line Item

### BUDGET UNIT: 01010124 BUREAU OF LICENSING, TAXATION & CENTRAL SUPPORT

Account	2016 Actual	2017 Actual	2018 Actual YTD (12/31)	2018 Adopted Budget	2019 Approved Budget
414000 SALARIES & WAGES	\$198,300	\$239,301	\$217,195	\$246,708	\$301,734
416000 OVERTIME	\$0	\$0	\$0	\$0	\$3,000
<b>414100 SALARIES/WAGES</b>	<b>\$198,300</b>	<b>\$239,301</b>	<b>\$217,195</b>	<b>\$246,708</b>	<b>\$304,734</b>
419001 SOCIAL SECURITY	\$14,557	\$17,896	\$16,263	\$18,876	\$23,315
<b>419100 FRINGE BENEFITS</b>	<b>\$14,557</b>	<b>\$17,896</b>	<b>\$16,263</b>	<b>\$18,876</b>	<b>\$23,315</b>
<b>419995 PERSONNEL</b>	<b>\$212,857</b>	<b>\$257,197</b>	<b>\$233,457</b>	<b>\$265,584</b>	<b>\$328,049</b>
420010 ADVERTISING	\$0	\$0	\$0	\$1,000	\$1,000
420020 PRINTING	\$3,818	\$6,573	\$5,509	\$5,200	\$7,100
420040 TELEPHONE	\$442	\$473	\$0	\$0	\$0
420050 POSTAGE	\$105,721	\$85,853	\$160,441	\$179,635	\$200,000
<b>420100 COMMUNICATIONS</b>	<b>\$109,981</b>	<b>\$92,899</b>	<b>\$165,950</b>	<b>\$185,835</b>	<b>\$208,100</b>
421040 COLLECTION(OPT & LIENS)	\$1,872	\$398	\$523	\$10,000	\$6,000
421080 FILING FEES	\$6,906	\$5,645	\$6,183	\$10,000	\$10,000
<b>421100 PROFESSIONAL SRVC</b>	<b>\$8,778</b>	<b>\$6,043</b>	<b>\$6,706</b>	<b>\$20,000</b>	<b>\$16,000</b>
424020 WEB/SOFTWARE SERVICES	\$0	\$0	\$0	\$0	\$1,020
<b>424100 RENTALS</b>	<b>\$0</b>	<b>\$0</b>	<b>\$0</b>	<b>\$0</b>	<b>\$1,020</b>
425090 MAINT SERV CONTRACT	\$29,479	\$17,341	\$21,058	\$27,000	\$26,852
<b>425100 MAINT &amp; REPAIRS</b>	<b>\$29,479</b>	<b>\$17,341</b>	<b>\$21,058</b>	<b>\$27,000</b>	<b>\$26,852</b>
429009 ADMIN/TRUSTEE FEE	\$30	\$0	\$0	\$45	\$0
429016 CONFERENCES	\$571	\$522	\$987	\$600	\$2,000
429017 MEMBERSHIPS	\$50	\$50	\$0	\$50	\$100
429090 MISC CONTRACTED SRVCS	\$213	\$213	\$758	\$1,150	\$300
<b>429100 CONTRACTED SRVC</b>	<b>\$865</b>	<b>\$785</b>	<b>\$1,745</b>	<b>\$1,845</b>	<b>\$2,400</b>
<b>429995 SERVICES</b>	<b>\$149,103</b>	<b>\$117,069</b>	<b>\$195,459</b>	<b>\$234,680</b>	<b>\$254,372</b>
430002 SOFTWARE	\$10,921	\$6,028	\$5,167	\$4,192	\$4,192
430005 DUPLICATING	\$11,082	\$20,138	\$17,615	\$10,000	\$20,000
430009 OFFICE	\$4,203	\$6,120	\$5,021	\$10,000	\$14,000
<b>430100 SUPPLIES &amp; EXP</b>	<b>\$26,205</b>	<b>\$32,285</b>	<b>\$27,803</b>	<b>\$24,192</b>	<b>\$38,192</b>
439015 OFFICE EQUIPMENT	\$7,371	\$3,966	\$14,659	\$15,000	\$5,000
<b>439100 MINOR CAPITAL</b>	<b>\$7,371</b>	<b>\$3,966</b>	<b>\$14,659</b>	<b>\$15,000</b>	<b>\$5,000</b>
<b>439995 SUPPLIES</b>	<b>\$33,577</b>	<b>\$36,251</b>	<b>\$42,463</b>	<b>\$39,192</b>	<b>\$43,192</b>
453015 OFFICE EQUIPMENT	\$0	\$87,369	\$0	\$0	\$0
453049 LEASE PURCHASE	\$99	\$0	\$0	\$0	\$0
<b>453100 CAPITAL OUTLAY</b>	<b>\$99</b>	<b>\$87,369</b>	<b>\$0</b>	<b>\$0</b>	<b>\$0</b>
<b>499995 OTHER</b>	<b>\$99</b>	<b>\$87,369</b>	<b>\$0</b>	<b>\$0</b>	<b>\$0</b>
<b>01010124 BUREAU OF LICENSING, TAX.</b>	<b>\$395,636</b>	<b>\$497,885</b>	<b>\$471,379</b>	<b>\$539,456</b>	<b>\$625,613</b>

**BUREAU OF BUSINESS & RESOURCE DEVELOPMENT**

The Bureau of Business Development's goal is to create thriving commercial corridors, increase economic vitality, healthy neighborhoods, create thriving commercial corridors, increase economic vitality in underserved areas, and assist, promote and encourage job creation, industrial activity, and entrepreneurship within the City.

EXPENDITURE ANALYSIS DETAIL  
2019 APPROVED BUDGET

General Fund

0139 Business and Resource Development

**Allocation Plan**

**Position Control**

	2018 Adjusted	2019 Approved
<b>PERSONNEL</b>		
Salaries-Mgmt	109,500	56,840
Fringe Benefits	8,378	4,349
<b>TOTAL</b>	<b>117,878</b>	<b>61,189</b>
<b>SERVICES</b>		
Communications	4,000	3,500
Professional Services	0	500
Utilities	0	0
Insurance	0	0
Rentals	0	0
Maintenance & Repairs	0	0
Contracted Services	1,000	750
<b>TOTAL</b>	<b>5,000</b>	<b>4,750</b>
<b>SUPPLIES</b>		
Supplies	2,900	0
Minor Capital Equipment	0	0
<b>TOTAL</b>	<b>2,900</b>	<b>0</b>
<b>OTHER</b>	0	0
<b>TOTAL APPROPRIATION</b>	<b>125,778</b>	<b>65,939</b>

<b>JOB CLASSIFICATION</b>	2018 Adjusted	2019 Approved	2018 Adjusted	2019 Approved
Director of Business Dev./LERTA Admin.	1	1	56,000	56,840
Director Of Special Events	1	0	55,000	0
Marketing And Events Assistant Reallocation	1	0	(1,500)	0
<b>Total Management</b>	<b>3</b>	<b>1</b>	<b>109,500</b>	<b>56,840</b>
FICA Concessions			8,378	4,349
<b>Total Fringe Benefits</b>			<b>8,378</b>	<b>4,349</b>
<b>TOTAL</b>	<b>3</b>	<b>1</b>	<b>117,878</b>	<b>61,189</b>

DEPARTMENT OF ADMINISTRATION

BUREAU OF BUSINESS & RESOURCE DEVELOPMENT - 0139

<u>EMPLOYEE</u>	<u>POSITION</u>	<u>ANNIV. / D.O.H.</u>	<u>2017 END OF YR SALARY</u>	<u>2018 GRADE/STEP INCREASE</u>	<u>2018 ANNUAL INCREASE</u>	<u>2018 LONG.</u>	<u>2018 SALARY</u>	<u>2018 LUMP SUM</u>	<u>FICA</u>	<u>FRINGE BENEFITS</u>	<u>TOTAL</u>
	DIRECTOR OF BUSINESS DEVELOPMENT/LERTA ADMN	1   9   2017	\$ 56,000.00	0.00	840.00	0.00	56,840.00	0.00	4,349.00	0.00	61,189.00
1.00	MANAGEMENT TOTALS		56,000.00	0.00	840.00	0.00	56,840.00	0.00	4,349.00	0.00	61,189.00
1.00	TOTAL		56,000.00	0.00	840.00	0.00	56,840.00	0.00	4,349.00	0.00	61,189.00
<b>TOTAL SALARIES, LUMP SUM, OVERTIME, FICA AND FRINGE BENEFITS</b>							<b>56,840.00</b>	<b>0.00</b>	<b>4,349.00</b>	<b>0.00</b>	<b>61,189.00</b>

NOTE: MEDICAL, SEVERANCE, UNEMPLOYMENT COMPENSATION, AND WORKERS COMPENSATION COSTS ARE REFLECTED IN GENERAL EXPENSES (0188).

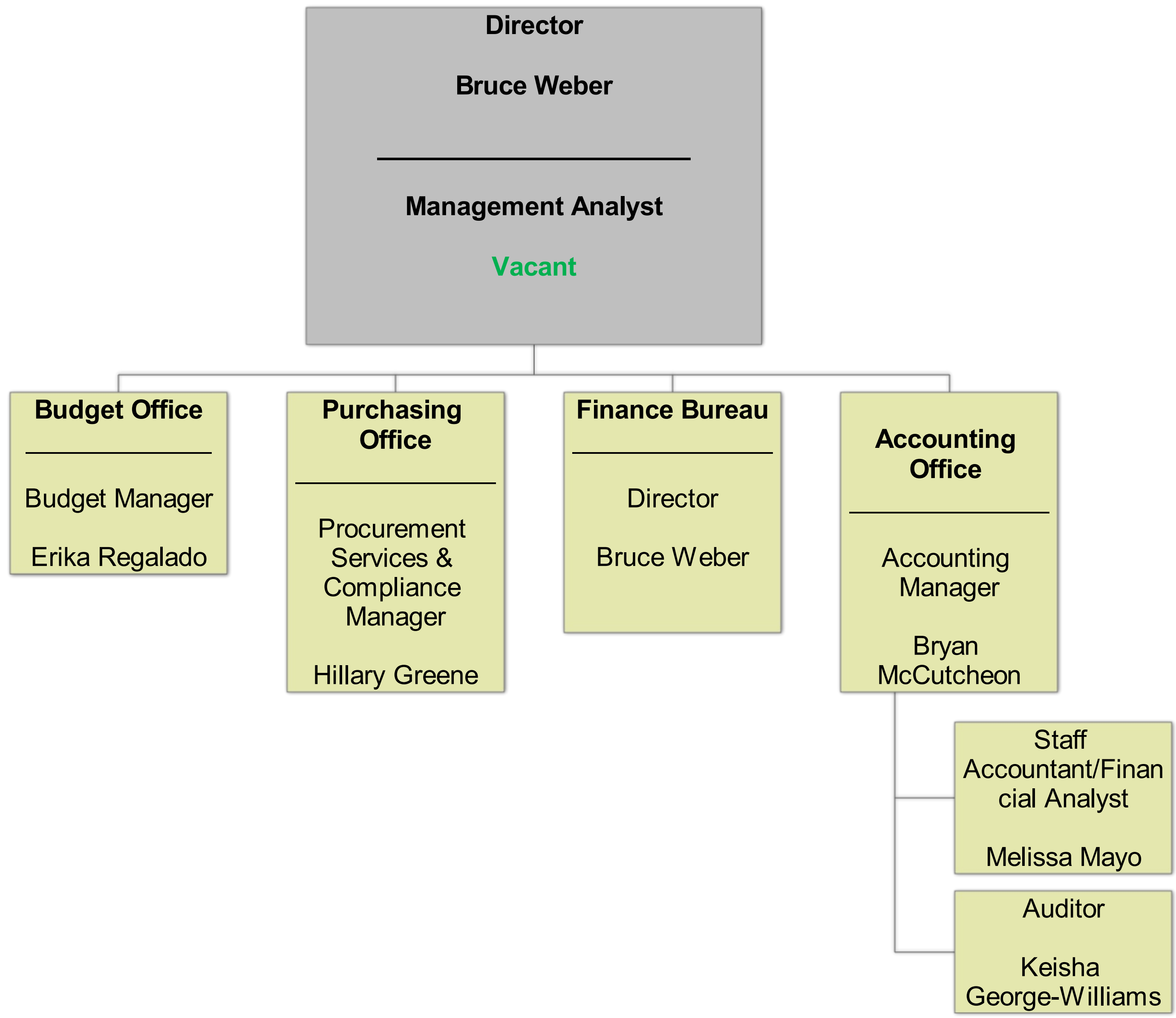
# 2019 Approved Budget

## Expenditure Line Item

### BUDGET UNIT: 01030139 BUREAU OF BUSINESS & RESOURCE DEVELOPMENT

Account	2016 Actual	2017 Actual	2018 Actual YTD (12/31)	2018 Adopted Budget	2019 Approved Budget
414000 SALARIES & WAGES	\$55,000	\$104,154	\$113,639	\$109,500	\$56,840
<b>414100 SALARIES/WAGES</b>	<b>\$55,000</b>	<b>\$104,154</b>	<b>\$113,639</b>	<b>\$109,500</b>	<b>\$56,840</b>
419001 SOCIAL SECURITY	\$4,123	\$7,696	\$8,436	\$8,378	\$4,349
<b>419100 FRINGE BENEFITS</b>	<b>\$4,123</b>	<b>\$7,696</b>	<b>\$8,436</b>	<b>\$8,378</b>	<b>\$4,349</b>
<b>419995 PERSONNEL</b>	<b>\$59,123</b>	<b>\$111,850</b>	<b>\$122,075</b>	<b>\$117,878</b>	<b>\$61,189</b>
420010 ADVERTISING	\$636	\$1,113	\$0	\$0	\$0
420020 PRINTING	\$1,470	\$0	\$1,203	\$4,000	\$3,500
<b>420100 COMMUNICATIONS</b>	<b>\$2,106</b>	<b>\$1,113</b>	<b>\$1,203</b>	<b>\$4,000</b>	<b>\$3,500</b>
421060 STENOGRAPHER	\$0	\$0	\$0	\$0	\$500
<b>421100 PROFESSIONAL SRVC</b>	<b>\$0</b>	<b>\$0</b>	<b>\$0</b>	<b>\$0</b>	<b>\$500</b>
424020 WEB/SOFTWARE SERVICES	\$0	\$0	\$960	\$0	\$0
<b>424100 RENTALS</b>	<b>\$0</b>	<b>\$0</b>	<b>\$960</b>	<b>\$0</b>	<b>\$0</b>
429015 TRAVEL	\$0	\$0	\$0	\$250	\$0
429016 CONFERENCES	\$0	\$0	\$0	\$750	\$750
<b>429100 CONTRACTED SRVC</b>	<b>\$0</b>	<b>\$0</b>	<b>\$0</b>	<b>\$1,000</b>	<b>\$750</b>
<b>429995 SERVICES</b>	<b>\$2,106</b>	<b>\$1,113</b>	<b>\$2,163</b>	<b>\$5,000</b>	<b>\$4,750</b>
430002 SOFTWARE	\$0	\$840	\$0	\$1,000	\$0
430009 OFFICE	\$0	\$721	\$0	\$1,500	\$0
430099 MISC SUPPLIES AND EXP	\$0	\$0	\$259	\$400	\$0
<b>430100 SUPPLIES &amp; EXP</b>	<b>\$0</b>	<b>\$1,561</b>	<b>\$259</b>	<b>\$2,900</b>	<b>\$0</b>
<b>439995 SUPPLIES</b>	<b>\$0</b>	<b>\$1,561</b>	<b>\$259</b>	<b>\$2,900</b>	<b>\$0</b>
<b>01030139 BUSINESS &amp; RESOURCE DEV.</b>	<b>\$61,229</b>	<b>\$114,524</b>	<b>\$124,497</b>	<b>\$125,778</b>	<b>\$65,939</b>

# DEPARTMENT OF BUDGET & FINANCE





EXPENDITURE ANALYSIS SUMMARY  
2019 APPROVED BUDGET

	2016 Actual	2017 Actual	2018 Actual YTD (12/31)	2018 Adopted Budget	2019 Approved Budget
DEPARTMENT OF BUDGET AND FINANCE					
<u>0112 BUREAU OF FINANCIAL MANAGEMENT</u>					
Personnel	362,671	422,724	440,226	501,659	449,615
Services	182,372	177,853	157,333	266,181	267,893
Supplies	10,829	16,766	4,791	12,100	12,100
Other	0	0	0	0	0
TOTALS	<u>555,872</u>	<u>617,343</u>	<u>602,351</u>	<u>779,940</u>	<u>729,608</u>
TOTAL DEPARTMENT OF BUDGET AND FINANCE					
Personnel	362,671	422,724	440,226	501,659	449,615
Services	182,372	177,853	157,333	266,181	267,893
Supplies	10,829	16,766	4,791	12,100	12,100
Other	0	0	0	0	0
TOTAL EXPENDITURES	<u><u>555,872</u></u>	<u><u>617,343</u></u>	<u><u>602,351</u></u>	<u><u>779,940</u></u>	<u><u>729,608</u></u>

## BUREAU OF FINANCIAL MANAGEMENT

The Department of Financial Management is responsible for the overall fiscal management of the City. This includes the management of all funds, accounting for all assets and financial activity, the production of all financial documents, and the administration of Debt Service, General Expenses, and Transfers to Other Funds. This Department also aids in the administration of the City's three pension plans. For the Department to complete these tasks, it is organized into four offices.

The Accounting Office manages the cash flow and accounts payable functions for the City. This office also oversees the City's computerized accounting and financial reporting systems, and is responsible for preparation of the annual audit and development of the Comprehensive Annual Financial Report.

The Office of Budget and Analysis is responsible for the preparation, development, distribution, and monitoring of the City's annual budget which is submitted to Council at the last Legislative Session in November. This office also prepares the Mid-Year Fiscal Report, which highlights the financial status of all budgeted funds as of June 30th of the current year compared to June 30th of the previous year. The Mid-Year report also projects the financial performance for the current year-end.

The Purchasing Office is responsible for overseeing the procurement of most City materials, supplies, and services. All procurement documentation is compiled and stored within the Purchasing Office. Furthermore, this office must assure fair and equitable distribution of City contracts and agreements for capital and non-capital products and services, including the preparation and advertising of public bids and the awarding of those contracts. This office also administers insurance claims and collection activities.

### EXPENDITURE ANALYSIS DETAIL 2019 APPROVED BUDGET

General Fund

0112 Financial Management

Allocation Plan		Position Control					
PERSONNEL	2018 Adopted	2019 Approved	JOB CLASSIFICATION	2018 Adopted	2019 Approved	2018 Adopted	2019 Approved
Salaries-Mgmt	420,500	371,700	Director of Financial Mgmt.	1	1	75,000	80,000
Salaries-BU	45,507	45,962	Accounting Manager	1	1	65,000	66,300
Fringe Benefits	35,652	31,953	Procurement Services and Compliance Manager	1	1	60,000	61,200
<b>TOTAL</b>	<b>501,659</b>	<b>449,615</b>	Budget Manager	1	1	60,000	61,200
<b>SERVICES</b>			Grants Manager	1	0	60,000	0
Communications	4,200	4,200	Staff Accountant/Financial Analyst	1	1	52,500	55,000
Professional Services	214,000	214,000	Management Analyst - Finance	1	1	48,000	48,000
Utilities	0	0	Reallocation			0	
Insurance	0	0	<b>Total Management</b>	<b>7</b>	<b>6</b>	<b>420,500</b>	<b>371,700</b>
Rentals	0	900	Auditor II	1	1	45,507	45,962
Maintenance & Repairs	27,081	27,893	<b>Total Bargaining Unit</b>	<b>1</b>	<b>1</b>	<b>45,507</b>	<b>45,962</b>
Contracted Services	20,900	20,900	FICA			35,652	31,953
<b>TOTAL</b>	<b>266,181</b>	<b>267,893</b>	Concessions			0	0
<b>SUPPLIES</b>			<b>Total Fringe Benefits</b>			<b>35,652</b>	<b>31,953</b>
Supplies	7,900	7,900	<b>TOTAL</b>	<b>8</b>	<b>7</b>	<b>501,659</b>	<b>449,615</b>
Minor Capital Equipment	4,200	4,200					
<b>TOTAL</b>	<b>12,100</b>	<b>12,100</b>					
<b>OTHER</b>							
	0	0					
<b>TOTAL APPROPRIATION</b>	<b>779,940</b>	<b>729,608</b>					

**FINANCIAL MANAGEMENT**

FINANCIAL MANAGEMENT - 0112

EMPLOYEE	POSITION	ANNIV. / D.O.H.	2018 END OF YR SALARY	2019 GRADE/STEP INCREASE	2019 ANNUAL INCREASE	2019 LONG.	2019 SALARY	2019 LUMP SUM	FICA	FRINGE BENEFITS	TOTAL	
	DIRECTOR OF FINANCIAL MANAGEMENT	1 6	2014 \$ 75,000.00	5,000.00	0.00	0.00	80,000.00	0.00	6,120.00	0.00	86,120.00	
	ACCOUNTING MANAGER	11 5	2012 \$ 65,000.00	0.00	1,300.00	0.00	66,300.00	0.00	5,072.00	0.00	71,372.00	
	PROCUREMENT SERVICES AND COMPLIANCE MANAGER	1 12	2015 \$ 60,000.00	0.00	1,200.00	0.00	61,200.00	0.00	4,682.00	0.00	65,882.00	
	BUDGET MANAGER	8 11	2015 \$ 60,000.00	0.00	1,200.00	0.00	61,200.00	0.00	4,682.00	0.00	65,882.00	
	STAFF ACCOUNTANT/FINANCIAL ANALYST	1 9	2017 \$ 52,500.00	2,500.00	0.00	0.00	55,000.00	0.00	4,208.00	0.00	59,208.00	
<b>VACANT</b>	<b>POSITION</b>	<b>1 1</b>	<b>2018 \$ 48,000.00</b>	<b>0.00</b>	<b>0.00</b>	<b>0.00</b>	<b>48,000.00</b>	<b>0.00</b>	<b>3,672.00</b>	<b>0.00</b>	<b>51,672.00</b>	
6.00	MANAGEMENT TOTALS		360,500.00	7,500.00	3,700.00	0.00	371,700.00	0.00	28,436.00	0.00	400,136.00	
	AUDITOR II	4 17	2006 \$ 45,280.80	0.00	452.81	228.67	45,962.00	0.00	3,517.00	0.00	49,479.00	
1.00	BARGAINING UNIT TOTALS		45,280.80	0.00	452.81	228.67	45,962.00	0.00	3,517.00	0.00	49,479.00	
7.00	TOTAL		405,780.80	7,500.00	4,152.81	228.67	417,662.00	0.00	31,953.00	0.00	449,615.00	
OVERTIME								0.00	0.00	0.00	0.00	0.00
<b>TOTAL SALARIES, LUMP SUM, OVERTIME, FICA AND FRINGE BENEFITS</b>								<b>417,662.00</b>	<b>0.00</b>	<b>31,953.00</b>	<b>0.00</b>	<b>449,615.00</b>

**NOTE: MEDICAL, SEVERANCE, UNEMPLOYMENT COMPENSATION, AND WORKERS COMPENSATION COSTS ARE REFLECTED IN GENERAL EXPENSES (0188).**

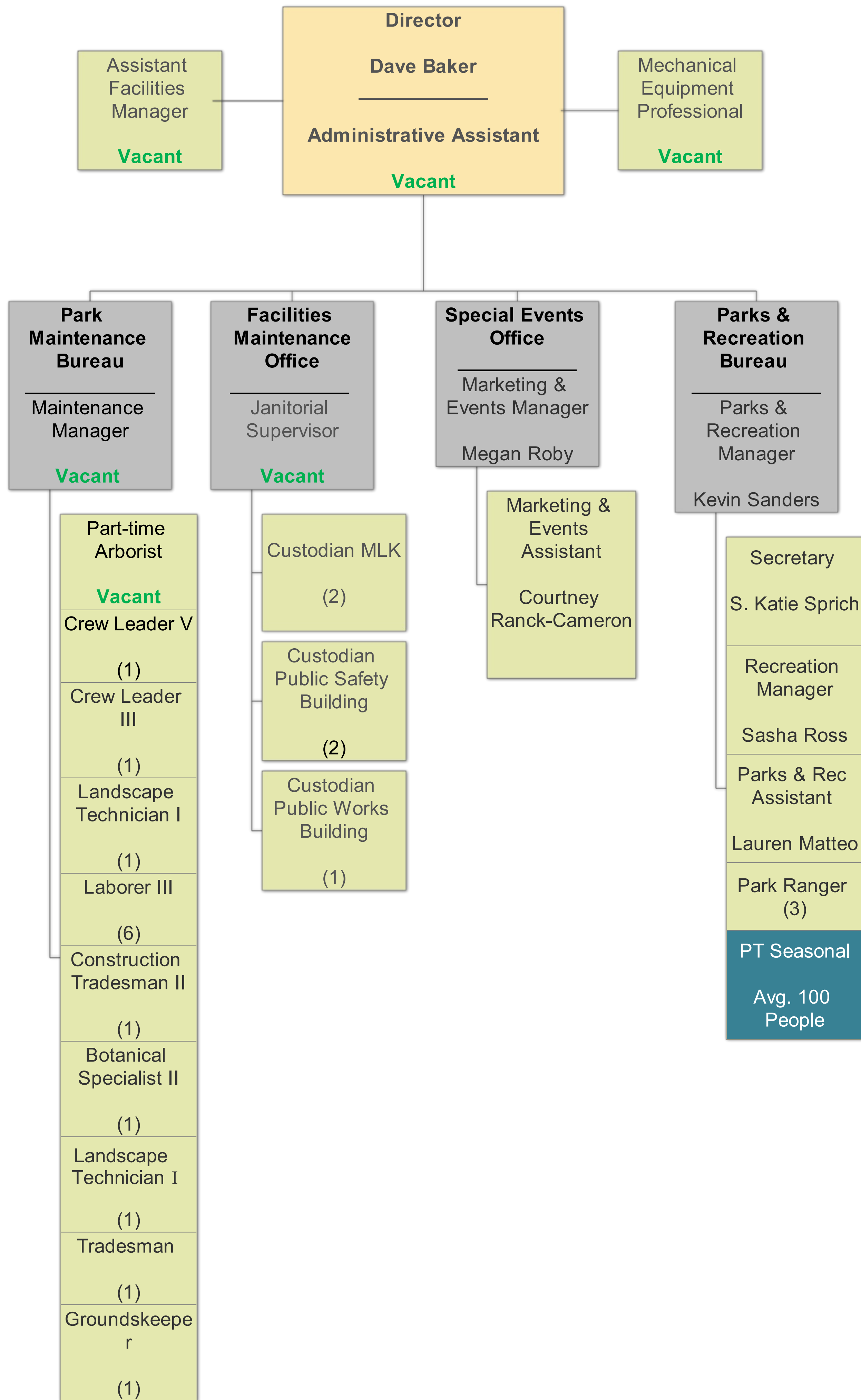
# 2019 Approved Budget

## Expenditure Line Item

### BUDGET UNIT: 01010112 DEPARTMENT OF FINANCIAL MANAGEMENT

Account	2016 Actual	2017 Actual	2018 Actual YTD (12/31)	2018 Adopted Budget	2019 Approved Budget
414000 SALARIES & WAGES	\$337,677	\$393,472	\$409,632	\$466,007	\$417,662
<b>414100 SALARIES/WAGES</b>	<b>\$337,677</b>	<b>\$393,472</b>	<b>\$409,632</b>	<b>\$466,007</b>	<b>\$417,662</b>
419001 SOCIAL SECURITY	\$24,994	\$29,253	\$30,594	\$35,652	\$31,953
<b>419100 FRINGE BENEFITS</b>	<b>\$24,994</b>	<b>\$29,253</b>	<b>\$30,594</b>	<b>\$35,652</b>	<b>\$31,953</b>
<b>419995 PERSONNEL</b>	<b>\$362,671</b>	<b>\$422,724</b>	<b>\$440,226</b>	<b>\$501,659</b>	<b>\$449,615</b>
420010 ADVERTISING	\$1,733	\$3,155	\$2,349	\$3,200	\$3,200
420020 PRINTING	\$839	\$801	\$1,269	\$1,000	\$1,000
420040 TELEPHONE	\$656	\$635	\$0	\$0	
420050 POSTAGE	\$1,460	\$1,070	\$0	\$0	
<b>420100 COMMUNICATIONS</b>	<b>\$4,688</b>	<b>\$5,660</b>	<b>\$3,618</b>	<b>\$4,200</b>	<b>\$4,200</b>
421020 AUDIT	\$121,300	\$119,700	\$127,510	\$172,000	\$172,000
421030 CONSULTING	\$29,374	\$19,080	\$1,994	\$40,000	\$40,000
421050 OTHER PROFESSIONAL FEES	\$0	\$0	\$0	\$2,000	\$2,000
<b>421100 PROFESSIONAL SRVC</b>	<b>\$150,674</b>	<b>\$138,780</b>	<b>\$129,504</b>	<b>\$214,000</b>	<b>\$214,000</b>
424020 WEB/SOFTWARE SERVICES	\$0	\$0	\$729	\$0	\$900
<b>424100 RENTALS</b>	<b>\$0</b>	<b>\$0</b>	<b>\$729</b>	<b>\$0</b>	<b>\$900</b>
425090 MAINT SERV CONTRACT	\$24,162	\$24,699	\$22,023	\$27,081	\$27,893
<b>425100 MAINT &amp; REPAIRS</b>	<b>\$24,162</b>	<b>\$24,699</b>	<b>\$22,023</b>	<b>\$27,081</b>	<b>\$27,893</b>
429001 TUITION/TRAINING	\$879	\$191	\$109	\$5,000	\$5,000
429009 ADMIN/TRUSTEE FEE	\$0	\$30	\$30	\$100	\$100
429015 TRAVEL	\$0	\$0	\$15	\$0	\$0
429017 MEMBERSHIPS	\$0	\$0	\$0	\$800	\$800
429090 MISC CONTRACTED SRVCS	\$1,969	\$8,493	\$1,305	\$15,000	\$15,000
<b>429100 CONTRACTED SRVC</b>	<b>\$2,848</b>	<b>\$8,714</b>	<b>\$1,459</b>	<b>\$20,900</b>	<b>\$20,900</b>
<b>429995 SERVICES</b>	<b>\$182,372</b>	<b>\$177,853</b>	<b>\$157,333</b>	<b>\$266,181</b>	<b>\$267,893</b>
430003 SUBSCRIPTIONS	\$6,197	\$452	\$0	\$5,500	\$5,500
430009 OFFICE	\$2,750	\$7,071	\$4,791	\$2,400	\$2,400
430099 MISC SUPPLIES AND EXP	\$0	\$32	\$0	\$0	
<b>430100 SUPPLIES &amp; EXP</b>	<b>\$8,947</b>	<b>\$7,556</b>	<b>\$4,791</b>	<b>\$7,900</b>	<b>\$7,900</b>
439015 OFFICE EQUIPMENT	\$1,883	\$9,210	\$0	\$4,200	\$4,200
<b>439100 MINOR CAPITAL</b>	<b>\$1,883</b>	<b>\$9,210</b>	<b>\$0</b>	<b>\$4,200</b>	<b>\$4,200</b>
<b>439995 SUPPLIES</b>	<b>\$10,829</b>	<b>\$16,766</b>	<b>\$4,791</b>	<b>\$12,100</b>	<b>\$12,100</b>
<b>01010112 FINANCIAL MANAGEMENT</b>	<b>\$555,872</b>	<b>\$617,343</b>	<b>\$602,351</b>	<b>\$779,940</b>	<b>\$729,608</b>

# DEPARTMENT OF PARKS, RECREATION AND FACILITIES



EXPENDITURE ANALYSIS SUMMARY  
2019 APPROVED BUDGET

	2016 Actual	2017 Actual	2018 Actual YTD (12/31)	2018 Adopted Budget	2019 Approved Budget
<b>DEPARTMENT OF PARKS AND FACILITIES</b>					
<b><u>0180 BUREAU OF PARKS, RECREATION &amp; FACILITIES</u></b>					
Personnel	334,494	416,357	456,118	554,164	948,494
Services	102,403	193,466	119,767	186,100	421,075
Supplies	62,022	116,575	139,224	162,500	306,380
Other	17,870	123,709	585,212	1,499,000	524,950
TOTALS	516,788	850,107	1,300,320	2,401,764	2,200,899
<b><u>2584 BUREAU OF PARK MAINTENANCE</u></b>					
Personnel	0	0	0	0	969,279
Services	0	0	46,360	112,360	191,100
Supplies	0	0	68,128	159,140	225,400
Other	0	0	11,227	10,000	100,000
TOTALS	0	0	125,716	281,500	1,485,779
<b>DEPARTMENT OF PARKS AND FACILITIES</b>					
Personnel	449,955	540,445	543,625	704,874	1,917,773
Services	103,501	193,466	166,128	299,460	612,175
Supplies	62,022	119,046	207,482	323,140	531,780
Other	17,870	125,709	598,439	1,557,000	624,950
TOTAL EXPENDITURES	633,347	978,665	1,515,673	2,884,474	3,686,678

POSITION ANALYSIS SUMMARY  
2019 APPROVED BUDGET

	2016 Actual	2017 Actual	2018 Actual YTD (12/31)	2018 Adjusted Budget	2019 Approved Budget
DEPARTMENT OF PARKS AND FACILITIES					
Parks, Recreation and Facilities	4.00	4.00	7.00	7.00	14.50
Parks Maintenance	<u>0.00</u>	<u>0.00</u>	<u>0.00</u>	<u>0.00</u>	<u>19.50</u>
TOTAL POSITIONS	4.00	4.00	7.00	7.00	34.00

## BUREAU OF PARKS, RECREATION & FACILITIES

The Bureau of Parks & Recreation provides quality leisure time programming and services to individuals of all ages with an emphasis on youth. The Bureau acts as stewards of the City's recreational and horticultural resources including parks, playgrounds, green spaces, as well as all physical plant facilities of the City, including the MLK and Public Works Buildings.

### EXPENDITURE ANALYSIS DETAIL 2019 APPROVED BUDGET

General Fund

0180 Parks, Recreation & Facilities

Allocation Plan			Position Control				
	2018 Adopted	2019 Approved		2018 Adopted	2019 Approved	2018 Adopted	2019 Approved
<b>PERSONNEL</b>			<b>JOB CLASSIFICATION</b>				
Salaries-Mgmt	108,000	317,270	Facilities Director (75%)	0	0.75	0	56,250
Salaries-BU	196,782	353,812	Director Of Special Events	0	1	0	56,100
Temporary Employees	200,000	200,000	Marketing And Events Assistant	0	1	0	45,675
Overtime	10,000	10,000	Recreation Director	1	1	60,000	60,600
Fringe Benefits	39,382	67,412	Assistant Facilities Manager	0	1	0	55,000
			Recreation/Pool Manager	1	1	48,000	43,645
<b>TOTAL</b>	<b>554,164</b>	<b>948,494</b>	<b>Total Management</b>	<b>2</b>	<b>5.75</b>	<b>108,000</b>	<b>317,270</b>
<b>SERVICES</b>			Park Ranger	3	3	111,067	114,557
Communications	1,500	4,600	Parks & Rec. Secretary I	1	1	38,726	40,251
Professional Services	50,000	15,000	Parks and Recreation Assistant	1	1	46,989	47,459
Utilities	0	0		0	3.75	0	151,545
Insurance	0	0	<b>Total Bargaining Unit</b>	<b>5</b>	<b>8.75</b>	<b>196,782</b>	<b>353,812</b>
Rentals	40,000	46,156	Temporary Employees			200,000	200,000
Maintenance & Repairs	32,500	294,919	Overtime			10,000	10,000
Contracted Services	62,100	60,400	FICA			39,382	67,412
			Concessions			0	0
<b>TOTAL</b>	<b>186,100</b>	<b>421,075</b>	<b>Total Fringe Benefits</b>			<b>39,382</b>	<b>67,412</b>
<b>SUPPLIES</b>			<b>TOTAL</b>	<b>7</b>	<b>14.50</b>	<b>554,164</b>	<b>948,494</b>
Supplies	158,000	274,880					
Minor Capital Equipment	4,500	31,500					
<b>TOTAL</b>	<b>162,500</b>	<b>306,380</b>					
<b>OTHER</b>							
	1,499,000	524,950					
<b>TOTAL APPROPRIATION</b>	<b>2,401,764</b>	<b>2,200,899</b>					



DEPARTMENT OF PARKS AND FACILITIES

BUREAU OF PARKS, RECREATION, & FACILITIES - 0180

EMPLOYEE	POSITION	ANNIV. / D.O.H.	2018	2019	2019	2019 LONG.	2019 SALARY	2019 LUMP SUM	FICA	FRINGE BENEFITS	TOTAL
			END OF YR SALARY	GRADE/STEP INCREASE	ANNUAL INCREASE						
	FACILITIES DIRECTOR (75%)	4 16	2018 \$ 43,500.00	12,750.00	0.00	0.00	56,250.00	0.00	4,304.00	0.00	60,554.00
	MARKETING AND EVENTS MANAGER	4 4	2016 \$ 55,000.00	0.00	1,100.00	0.00	56,100.00	0.00	4,292.00	0.00	60,392.00
	MARKETING AND EVENTS ASSISTANT	6 26	2018 \$ 45,000.00	0.00	675.00	0.00	45,675.00	0.00	3,495.00	0.00	49,170.00
	PARKS & RECREATION MANAGER	10 6	2014 \$ 60,000.00	0.00	600.00	0.00	60,600.00	0.00	4,636.00	0.00	65,236.00
<b>NEW</b>	<b>POSITION</b>	<b>1 1</b>	<b>2019 \$ -</b>	<b>0.00</b>	<b>0.00</b>	<b>0.00</b>	<b>55,000.00</b>	<b>0.00</b>	<b>4,208.00</b>	<b>0.00</b>	<b>59,208.00</b>
	RECREATION/POOL MANAGER	10 31	2016 \$ 43,000.00	0.00	645.00	0.00	43,645.00	0.00	3,339.00	0.00	46,984.00

5.75 MANAGEMENT TOTALS 246,500.00 12,750.00 3,020.00 0.00 317,270.00 0.00 24,274.00 0.00 341,544.00

<b>NEW</b>	<b>POSITION</b>	<b>LABORER II 75%</b>	<b>1 1 2019 \$ -</b>	<b>0.00</b>	<b>0.00</b>	<b>0.00</b>	<b>30,188.25</b>	<b>0.00</b>	<b>2,310.00</b>	<b>0.00</b>	<b>32,498.25</b>
		LABORER II 75%	8 19 1991 \$ 37,643.28	2,209.24	398.53	805.02	30,792.00	0.00	2,356.00	0.00	33,148.00
		LABORER II 75%	4 17 2017 \$ 36,603.65	3,248.87	398.53	0.00	30,188.25	0.00	2,310.00	0.00	32,498.25
		LABORER II 75%	6 25 2018 \$ 30,266.24	9,586.28	398.53	0.00	30,188.25	0.00	2,310.00	0.00	32,498.25
		LABORER II 75%	11 13 2017 \$ 36,603.65	3,248.87	398.53	0.00	30,188.25	0.00	2,310.00	0.00	32,498.25
		PARKS AND RECREATION SECRETARY I	12 28 2016 \$ 38,726.26	1,126.26	398.53	0.00	40,251.00	0.00	3,080.00	0.00	43,331.00
		PARK RANGER II	8 17 2015 \$ 39,852.52	0.00	398.53	0.00	40,251.00	0.00	3,080.00	0.00	43,331.00
		PARK RANGER	7 18 2017 \$ 36,603.65	0.00	366.04	0.00	36,970.00	0.00	2,829.00	0.00	39,799.00
<b>VACANT</b>	<b>POTISION</b>	<b>PARK RANGER</b>	<b>7 18 2017 \$ 36,603.65</b>	<b>0.00</b>	<b>366.04</b>	<b>0.00</b>	<b>37,336.00</b>	<b>0.00</b>	<b>2,857.00</b>	<b>0.00</b>	<b>40,193.00</b>
		PARKS AND RECREATION ASSISTANT	6 2 2000 \$ 43,664.47	2,859.02	465.23	469.89	47,459.00	0.00	3,631.00	0.00	51,090.00

8.75 BARGAINING UNIT TOTALS 336,567.37 22,278.54 3,588.46 1,274.91 353,812.00 0.00 27,073.00 0.00 380,885.00

14.50 TOTAL 583,067.37 35,028.54 6,608.46 1,274.91 671,082.00 0.00 51,347.00 0.00 722,429.00

		VARIOUS POSITIONS - MAINT. & REC. PROGRAMS			\$ -	0.00	0.00	0.00	200,000.00	0.00	15,300.00	0.00	215,300.00
--	--	--	--	--	------	------	------	------	------------	------	-----------	------	------------

OVERTIME 10,000.00 0.00 765.00 0.00 10,765.00

TOTAL SALARIES, LUMP SUM, OVERTIME, FICA AND FRINGE BENEFITS 881,082.00 0.00 67,412.00 0.00 948,494.00

NOTE: MEDICAL, SEVERANCE, UNEMPLOYMENT COMPENSATION, AND WORKERS COMPENSATION COSTS ARE REFLECTED IN GENERAL EXPENSES (0188).

# 2019 Approved Budget

## Expenditure Line Item

### BUDGET UNIT: 01080180 BUREAU OF PARKS, RECREATION, & FACILITIES

Account	2016 Actual	2017 Actual	2018 Actual YTD (12/31)	2018 Adopted Budget	2019 Approved Budget
414000 SALARIES & WAGES	\$157,898	\$225,897	\$261,969	\$304,782	\$671,082
415000 TEMPORARY	\$144,929	\$156,227	\$155,620	\$200,000	\$200,000
416000 OVERTIME	\$8,163	\$4,805	\$6,386	\$10,000	\$10,000
<b>414100 SALARIES/WAGES</b>	<b>\$310,989</b>	<b>\$386,929</b>	<b>\$423,975</b>	<b>\$514,782</b>	<b>\$881,082</b>
419001 SOCIAL SECURITY	\$23,505	\$29,428	\$32,143	\$39,382	\$67,412
<b>419100 FRINGE BENEFITS</b>	<b>\$23,505</b>	<b>\$29,428</b>	<b>\$32,143</b>	<b>\$39,382</b>	<b>\$67,412</b>
<b>419995 PERSONNEL</b>	<b>\$334,494</b>	<b>\$416,357</b>	<b>\$456,118</b>	<b>\$554,164</b>	<b>\$948,494</b>
420010 ADVERTISING	\$0	\$1,319	\$742	\$1,500	\$4,600
420040 TELEPHONE	\$2,707	\$4,422	\$0	\$0	\$0
420050 POSTAGE	\$743	\$242	\$0	\$0	\$0
<b>420100 COMMUNICATIONS</b>	<b>\$3,450</b>	<b>\$5,983</b>	<b>\$742</b>	<b>\$1,500</b>	<b>\$4,600</b>
421030 CONSULTING	\$0	\$56,506	\$1,850	\$50,000	\$15,000
<b>421100 PROFESSIONAL SRVC</b>	<b>\$0</b>	<b>\$56,506</b>	<b>\$1,850</b>	<b>\$50,000</b>	<b>\$15,000</b>
424020 WEB/SOFTWARE SERVICES	\$0	\$0	\$0	\$0	\$1,156
424060 OTHER RENTALS	\$28,692	\$32,891	\$32,695	\$40,000	\$45,000
<b>424100 RENTALS</b>	<b>\$28,692</b>	<b>\$32,891</b>	<b>\$32,695</b>	<b>\$40,000</b>	<b>\$46,156</b>
425030 BUILDING MAINT	\$0	\$0	\$0	\$0	\$12,000
425031 POOLS/RECREATIONAL EQUIP	\$44,606	\$44,147	\$29,052	\$30,000	\$30,000
425080 SERVICE CONTRACTS	\$0	\$244	\$1,738	\$1,000	\$1,000
425090 MAINT SERV CONTRACT	\$1,190	\$598	\$346	\$1,500	\$246,919
425099 OTHER CONT MAINT	\$0	\$0	\$0	\$0	\$5,000
<b>425100 MAINT &amp; REPAIRS</b>	<b>\$45,796</b>	<b>\$44,989</b>	<b>\$31,136</b>	<b>\$32,500</b>	<b>\$294,919</b>
429001 TUITION/TRAINING	\$0	\$1,099	\$3,861	\$5,000	\$5,300
429009 ADMIN/TRUSTEE FEE	\$0	\$0	\$0	\$100	\$100
429090 MISC CONTRACTED SRVCS	\$24,465	\$40,418	\$38,536	\$42,000	\$40,000
429015 TRAVEL	\$0	\$11,580	\$10,947	\$15,000	\$15,000
<b>429100 CONTRACTED SRVC</b>	<b>\$24,465</b>	<b>\$53,098</b>	<b>\$53,344</b>	<b>\$62,100</b>	<b>\$60,400</b>
<b>429995 SERVICES</b>	<b>\$102,403</b>	<b>\$193,466</b>	<b>\$119,767</b>	<b>\$186,100</b>	<b>\$421,075</b>
430009 OFFICE	\$1,289	\$2,319	\$2,897	\$3,000	\$3,500
430011 CUSTODIAL	\$0	\$0	\$0	\$0	\$21,000
430013 FIREFIGHTING	\$0	\$0	\$0	\$0	\$5,000
430014 WEARING APPAREL	\$0	\$0	\$0	\$0	\$500
430029 BLDG MAINT SUPPLIES	\$0	\$0	\$0	\$0	\$31,148
430037 CHEMICALS	\$18,187	\$25,551	\$10,358	\$30,000	\$27,500
430041 PLAYGRND &/OR POOL SUPPLY	\$13,916	\$42,255	\$76,045	\$75,000	\$115,000
430042 TOOLS & HARDWARE	\$0	\$0	\$0	\$0	\$8,867
430099 MISC SUPPLIES AND EXP	\$23,940	\$39,346	\$46,157	\$50,000	\$62,364
<b>430100 SUPPLIES &amp; EXP</b>	<b>\$57,331</b>	<b>\$109,471</b>	<b>\$135,458</b>	<b>\$158,000</b>	<b>\$274,880</b>
439015 OFFICE EQUIPMENT	\$4,691	\$2,803	\$3,766	\$4,500	\$4,500
439020 BUILDINGS & STRUCTURES	\$0	\$4,300	\$0	\$0	\$27,000
<b>439100 MINOR CAPITAL</b>	<b>\$4,691</b>	<b>\$7,103</b>	<b>\$3,766</b>	<b>\$4,500</b>	<b>\$31,500</b>
<b>439995 SUPPLIES</b>	<b>\$62,022</b>	<b>\$116,575</b>	<b>\$139,224</b>	<b>\$162,500</b>	<b>\$306,380</b>
452014 SECURITY UPGRADE	\$0	\$0	\$2,667	\$0	\$0
452000 BUILDINGS AND STRUCTURES	\$16,675	\$89,885	\$159,306	\$230,000	\$0
<b>450100 CAPITAL OUTLAY</b>	<b>\$16,675</b>	<b>\$89,885</b>	<b>\$161,973</b>	<b>\$230,000</b>	<b>\$0</b>
452008 BUILDING IMPROVEMENTS	\$0	\$19,800	\$0	\$0	\$239,950
452012 POOL IMPROVEMENTS	\$0	\$12,770	\$11,975	\$0	\$0
<b>452100 BUILDING AND STRUCTURES</b>	<b>\$0</b>	<b>\$32,570</b>	<b>\$11,975</b>	<b>\$0</b>	<b>\$239,950</b>

# 2019 Approved Budget

## Expenditure Line Item

### BUDGET UNIT: 01080180 BUREAU OF PARKS, RECREATION, & FACILITIES

Account	2016 Actual	2017 Actual	2018 Actual YTD (12/31)	2018 Adopted Budget	2019 Approved Budget
453049 LEASE PURCHASE	\$1,195	\$1,255	\$0	\$0	\$0
<b>453100 CAPITAL OUTLAY</b>	<b>\$1,195</b>	<b>\$1,255</b>	<b>\$0</b>	<b>\$0</b>	<b>\$0</b>
454004 IMPROVEMENT-PLAYGROUND	\$0	\$0	\$411,264	\$1,269,000	\$285,000
<b>454004 MOTOR EQUIPMENT/VEHICLE</b>	<b>\$0</b>	<b>\$0</b>	<b>\$411,264</b>	<b>\$1,269,000</b>	<b>\$285,000</b>
<b>499995 OTHER</b>	<b>\$17,870</b>	<b>\$123,709</b>	<b>\$585,212</b>	<b>\$1,499,000</b>	<b>\$524,950</b>
<b>01080180 BUREAU OF PARKS, REC, &amp; FACILITIES</b>	<b>\$516,788</b>	<b>\$850,107</b>	<b>\$1,300,320</b>	<b>\$2,401,764</b>	<b>\$2,200,899</b>

## BUREAU OF PARK MAINTENANCE

The Park Maintenance office cultivates and ensures the health and cleanliness of all 28 parks and playgrounds in the city as well as for the estimated 49,000 non-shade trees in the jurisdiction of Harrisburg and the Green Belt system.

### EXPENDITURE ANALYSIS DETAIL 2019 APPROVED BUDGET

Neighborhood Services Fund

2584 Park Maintenance

Allocation Plan			Position Control				
	2018 Adopted	2019 Approved	JOB CLASSIFICATION	2018 Adopted	2019 Approved	2018 Adopted	2019 Approved
Salaries-Mgmt.	0	186,750	Facilities Director (25%)	0	0.25	0	18,750
Salaries-BU	0	708,636	Mechanical Equipment Professional	0	1	0	55,000
Overtime	0	5,000	Janitorial Supervisor	0	1	0	55,000
Fringe Benefits	0	68,893	Maintenance Manager	0	1	0	58,000
<b>TOTAL</b>	<b>0</b>	<b>969,279</b>	<b>Total Management</b>	<b>0</b>	<b>3.25</b>	<b>0</b>	<b>186,750</b>
<b>SERVICES</b>			Labor III	0	6	0	238,095
Communications	2,360	2,500	Laborer II	0	1.25	0	50,616
Professional Services	0	0	Construction Tradesman II	0	1	0	50,802
Utilities	0	0	Tradesman	0	1	0	41,683
Insurance	0	0	Botanical Specialist II	0	1	0	50,802
Rentals	5,000	5,000	Crew Leader III	0	1	0	46,989
Maintenance & Repairs	60,000	140,000	Crew Leader V	0	1	0	53,749
Contracted Services	45,000	43,600	Landscape Technician I	0	2	0	81,727
<b>TOTAL</b>	<b>112,360</b>	<b>191,100</b>	Stadium Groundskeeper	0	1	0	50,802
<b>SUPPLIES</b>			Administrative Assistant	0	1	0	40,251
Supplies	134,140	224,400	Working out of Class			0	3,120
Minor Capital Equipment	25,000	1,000	<b>Total Bargaining Unit</b>	<b>0</b>	<b>16.25</b>	<b>0</b>	<b>708,636</b>
<b>TOTAL</b>	<b>159,140</b>	<b>225,400</b>	Temporary Employees			0	0
<b>OTHER</b>			Overtime			0	5,000
	10,000	100,000	FICA			0	68,893
<b>TOTAL APPROPRIATION</b>	<b>281,500</b>	<b>1,485,779</b>	Concessions			0	0
			<b>Total Fringe Benefits</b>			<b>0</b>	<b>68,893</b>
			<b>TOTAL</b>	<b>0</b>	<b>19.50</b>	<b>0</b>	<b>969,279</b>

DEPARTMENT OF PARKS AND FACILITIES

BUREAU OF PARKS MAINTENANCE - 2584

EMPLOYEE	POSITION	ANNIV. / D.O.H.	2018	2019	2019	2019	2019	2019	2019	FRINGE	TOTAL	
			END OF YR SALARY	GRADE/STEP INCREASE	ANNUAL INCREASE	LONG.	SALARY	LUMP SUM	FICA	BENEFITS		
	FACILITIES DIRECTOR (25%)	4 16	2018 \$ 14,500.00	4,250.00	0.00	0.00	0.00	18,750.00	0.00	1,435.00	0.00	20,185.00
<b>NEW</b>	<b>POSITION</b>	<b>1 1</b>	<b>2019 \$ -</b>	<b>0.00</b>	<b>0.00</b>	<b>0.00</b>	<b>0.00</b>	<b>55,000.00</b>	<b>0.00</b>	<b>4,208.00</b>	<b>0.00</b>	<b>59,208.00</b>
<b>NEW</b>	<b>POSITION</b>	<b>1 1</b>	<b>2019 \$ -</b>	<b>0.00</b>	<b>0.00</b>	<b>0.00</b>	<b>0.00</b>	<b>55,000.00</b>	<b>0.00</b>	<b>4,208.00</b>	<b>0.00</b>	<b>59,208.00</b>
<b>VACANT</b>	<b>POSITION</b>	<b>8 7</b>	<b>2017 \$ 46,400.00</b>	<b>0.00</b>	<b>0.00</b>	<b>0.00</b>	<b>0.00</b>	<b>58,000.00</b>	<b>0.00</b>	<b>4,437.00</b>	<b>0.00</b>	<b>62,437.00</b>
3.25	MANAGEMENT TOTALS		60,900.00	4,250.00	0.00	0.00	0.00	186,750.00	0.00	14,288.00	0.00	201,038.00
	LABORER III	10 31	2017 \$ 38,726.26	0.00	387.26	0.00	0.00	39,114.00	0.00	2,993.00	0.00	42,107.00
	LABORER III	7 24	2017 \$ 38,726.26	0.00	387.26	0.00	0.00	39,114.00	0.00	2,993.00	0.00	42,107.00
	LABORER III	3 20	2017 \$ 38,726.26	1,126.26	398.53	0.00	0.00	40,251.00	0.00	3,080.00	0.00	43,331.00
	LABORER III	6 25	2018 \$ 31,996.79	6,729.47	387.26	0.00	0.00	39,114.00	0.00	2,993.00	0.00	42,107.00
	LABORER III	3 20	2017 \$ 38,726.26	1,126.26	398.53	0.00	0.00	40,251.00	0.00	3,080.00	0.00	43,331.00
	LABORER III	4 3	2017 \$ 38,726.26	1,126.26	398.53	0.00	0.00	40,251.00	0.00	3,080.00	0.00	43,331.00
<b>NEW</b>	<b>POSITION</b>	<b>1 1</b>	<b>2019 \$ -</b>	<b>0.00</b>	<b>0.00</b>	<b>0.00</b>	<b>0.00</b>	<b>10,062.75</b>	<b>0.00</b>	<b>770.00</b>	<b>0.00</b>	<b>10,832.75</b>
<b>VACANT</b>	<b>POSITION</b>	<b>6 17</b>	<b>1991 \$ -</b>	<b>0.00</b>	<b>0.00</b>	<b>0.00</b>	<b>0.00</b>	<b>10,163.50</b>	<b>0.00</b>	<b>778.00</b>	<b>0.00</b>	<b>10,941.50</b>
	LABORER II	8 19	1991 \$ -	0.00	0.00	0.00	0.00	10,264.00	0.00	786.00	0.00	11,050.00
	LABORER II	4 17	2017 \$ -	0.00	0.00	0.00	0.00	10,062.75	0.00	770.00	0.00	10,832.75
	LABORER II	11 13	2017 \$ -	0.00	0.00	0.00	0.00	10,062.75	0.00	770.00	0.00	10,832.75
	CONSTRUCTION TRADESMAN II	7 11	1994 \$ 49,555.73	0.00	495.56	750.77	0.00	50,802.00	0.00	3,887.00	0.00	54,689.00
	TRADESMAN	12 28	2005 \$ 41,065.42	0.00	410.65	207.38	0.00	41,683.00	0.00	3,189.00	0.00	44,872.00
	BOTANICAL SPECIALIST II	3 24	1997 \$ 49,555.73	0.00	495.56	750.77	0.00	50,802.00	0.00	3,887.00	0.00	54,689.00
	CREW LEADER III	9 6	2016 \$ 46,523.49	0.00	465.23	0.00	0.00	46,989.00	0.00	3,595.00	0.00	50,584.00
	CREW LEADER V	5 8	2000 \$ 52,690.32	0.00	526.90	532.17	0.00	53,749.00	0.00	4,112.00	0.00	57,861.00
	LANDSCAPE TECHNICIAN I	10 10	2017 \$ 39,852.52	0.00	398.53	0.00	0.00	40,251.00	0.00	3,080.00	0.00	43,331.00
	LANDSCAPE TECHNICIAN I	2 17	2009 \$ 41,065.42	0.00	410.65	0.00	0.00	41,476.00	0.00	3,173.00	0.00	44,649.00
	STADIUM GROUNDSKEEPER	5 4	1998 \$ 49,555.73	0.00	495.56	750.77	0.00	50,802.00	0.00	3,887.00	0.00	54,689.00
<b>VACANT</b>	<b>POSITION</b>	<b>3 16</b>	<b>2009 \$ 39,852.52</b>	<b>0.00</b>	<b>398.53</b>	<b>0.00</b>	<b>0.00</b>	<b>40,251.00</b>	<b>0.00</b>	<b>3,080.00</b>	<b>0.00</b>	<b>43,331.00</b>
16.25	BARGAINING UNIT TOTALS		635,344.97	10,108.25	6,454.53	2,991.86	0.00	705,515.75	0.00	53,983.00	0.00	759,498.75
19.50	TOTAL		696,244.97	14,358.25	6,454.53	2,991.86	0.00	892,265.75	0.00	68,271.00	0.00	960,536.75
<b>WORKING OUT OF CLASS</b>								<b>3,120.00</b>	<b>0.00</b>	<b>239.00</b>	<b>0.00</b>	<b>3,359.00</b>
<b>OVERTIME</b>								<b>5,000.00</b>	<b>0.00</b>	<b>383.00</b>	<b>0.00</b>	<b>5,383.00</b>
<b>TOTAL SALARIES, LUMP SUM, OVERTIME, FICA AND FRINGE BENEFITS</b>								<b>900,385.75</b>	<b>0.00</b>	<b>68,893.00</b>	<b>0.00</b>	<b>969,278.75</b>

\*\*\*\* 75% of salary and FICA are reflected in Parks, Rec. and Facilities (0180).

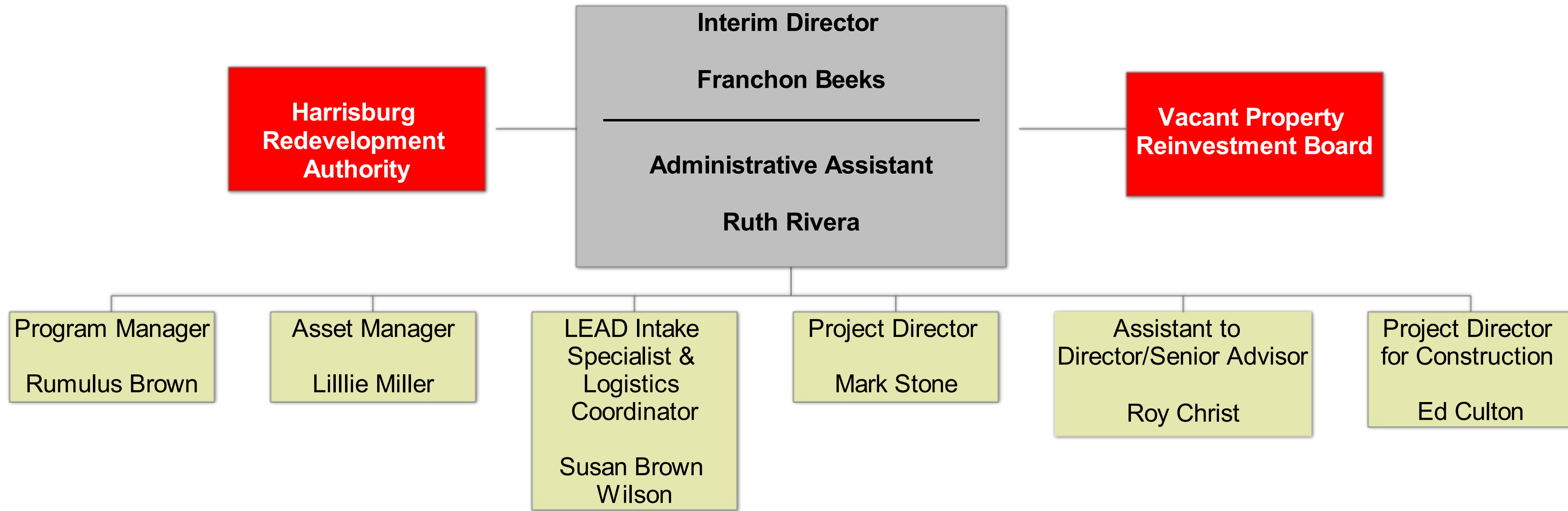
# 2019 Approved Budget

## Expenditure Line Item

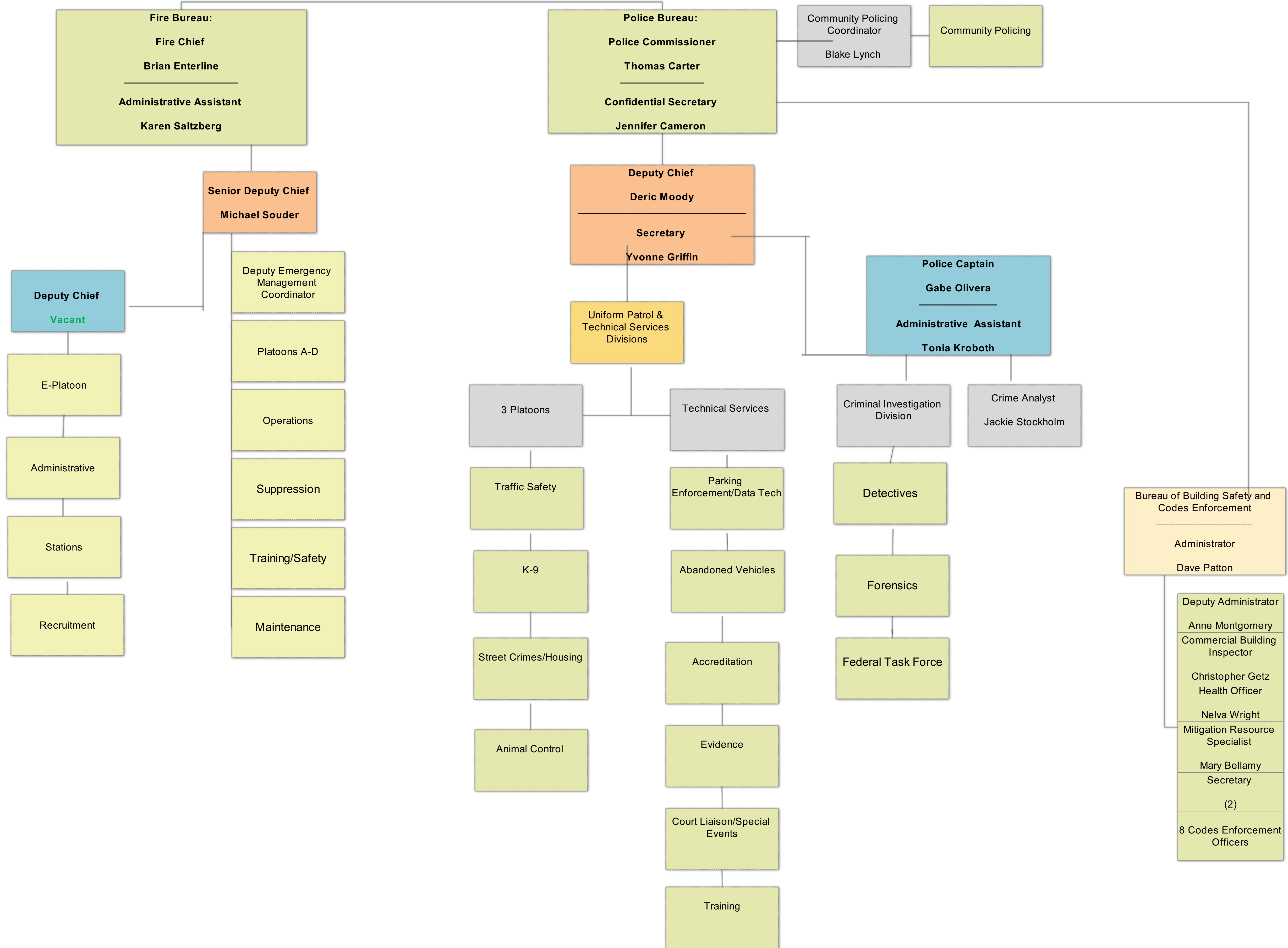
### BUDGET UNIT: 25062584 PARK MAINTENANCE

Account	2016 Actual	2017 Actual	2018 Actual YTD (12/31)	2018 Adopted Budget	2019 Approved Budget
414000 SALARIES & WAGES	\$0	\$0	\$0	\$0	\$895,386
416000 OVERTIME	\$0	\$0	\$0	\$0	\$5,000
<b>414100 SALARIES/WAGES</b>	<b>\$0</b>	<b>\$0</b>	<b>\$0</b>	<b>\$0</b>	<b>\$900,386</b>
419001 SOCIAL SECURITY	\$0	\$0	\$0	\$0	\$68,893
<b>419100 FRINGE BENEFITS</b>	<b>\$0</b>	<b>\$0</b>	<b>\$0</b>	<b>\$0</b>	<b>\$68,893</b>
<b>419995 PERSONNEL</b>	<b>\$0</b>	<b>\$0</b>	<b>\$0</b>	<b>\$0</b>	<b>\$969,279</b>
420010 ADVERTISING	\$0	\$0	\$0	\$1,000	\$1,000
420020 PRINTING	\$0	\$0	\$0	\$360	\$500
420050 POSTAGE	\$0	\$0	\$0	\$1,000	\$1,000
<b>420100 COMMUNICATIONS</b>	<b>\$0</b>	<b>\$0</b>	<b>\$0</b>	<b>\$2,360</b>	<b>\$2,500</b>
424060 OTHER RENTALS	\$0	\$0	\$409	\$5,000	\$5,000
<b>424100 RENTALS</b>	<b>\$0</b>	<b>\$0</b>	<b>\$409</b>	<b>\$5,000</b>	<b>\$5,000</b>
425010 VEHICULAR EQUIPMENT	\$0	\$0	\$0	\$10,000	\$10,000
425030 BUILDING MAINT	\$0	\$0	\$15,896	\$30,000	\$40,000
425090 MAINT SERV CONTRACT	\$0	\$0	\$2,642	\$20,000	\$90,000
<b>425100 MAINT &amp; REPAIRS</b>	<b>\$0</b>	<b>\$0</b>	<b>\$18,538</b>	<b>\$60,000</b>	<b>\$140,000</b>
429001 TUITION/TRAINING	\$0	\$0	\$7,540	\$10,000	\$10,000
429015 TRAVEL	\$0	\$0	\$0	\$3,000	\$3,000
429016 CONFERENCES	\$0	\$0	\$0	\$3,000	\$3,000
429017 MEMBERSHIPS	\$0	\$0	\$0	\$3,000	\$1,600
429014 CONTRACTED PERSONNEL SVS.	\$0	\$0	\$4,625	\$8,000	\$8,000
429090 MISC CONTRACTED SRVCS	\$0	\$0	\$15,249	\$18,000	\$18,000
<b>429100 CONTRACTED SRVC</b>	<b>\$0</b>	<b>\$0</b>	<b>\$27,414</b>	<b>\$45,000</b>	<b>\$43,600</b>
<b>429995 SERVICES</b>	<b>\$0</b>	<b>\$0</b>	<b>\$46,360</b>	<b>\$112,360</b>	<b>\$191,100</b>
430001 EDUCATIONAL	\$0	\$0	\$0	\$600	\$600
430009 OFFICE	\$0	\$0	\$433	\$2,640	\$2,800
430011 CUSTODIAL	\$0	\$0	\$5,502	\$3,000	\$7,800
430012 PERSONAL SAFETY	\$0	\$0	\$2,380	\$2,200	\$2,600
430029 BLDG MAINT SUPPLIES	\$0	\$0	\$13,828	\$30,000	\$95,000
430030 SNOW CONTROL	\$0	\$0	\$1,988	\$2,000	\$2,000
430032 CONCRETE	\$0	\$0	\$0	\$1,200	\$5,000
430037 CHEMICALS	\$0	\$0	\$2,025	\$4,000	\$4,400
430040 BOTANICAL	\$0	\$0	\$21,469	\$65,000	\$75,000
430041 PLAYGROUND	\$0	\$0	\$0	\$3,000	\$4,000
430042 TOOLS & HARDWARE	\$0	\$0	\$8,954	\$13,500	\$17,000
430050 MOTOR FUELS/LUBRICANTS	\$0	\$0	\$0	\$1,000	\$1,000
430052 VEHICLE PARTS & SUPPLIES	\$0	\$0	\$2,400	\$5,000	\$5,000
430099 MISC SUPPLIES AND EXP	\$0	\$0	\$9,149	\$1,000	\$2,200
<b>430100 SUPPLIES &amp; EXP</b>	<b>\$0</b>	<b>\$0</b>	<b>\$68,128</b>	<b>\$134,140</b>	<b>\$224,400</b>
439015 OFFICE EQUIPMENT	\$0	\$0	\$0	\$5,000	\$1,000
439020 BUILDINGS & STRUCTURES	\$0	\$0	\$0	\$20,000	\$0
<b>439100 MINOR CAPITAL</b>	<b>\$0</b>	<b>\$0</b>	<b>\$0</b>	<b>\$25,000</b>	<b>\$1,000</b>
<b>439995 SUPPLIES</b>	<b>\$0</b>	<b>\$0</b>	<b>\$68,128</b>	<b>\$159,140</b>	<b>\$225,400</b>
452014 SECURITY UPGRADE	\$0	\$0	\$11,227	\$0	\$0
<b>450100 CAPITAL OUTLAY</b>	<b>\$0</b>	<b>\$0</b>	<b>\$11,227</b>	<b>\$0</b>	<b>\$0</b>
452008 BUILDING IMPROVEMENTS	\$0	\$0	\$0	\$10,000	\$40,000
<b>452100 BUILDING AND STRUCTURES</b>	<b>\$0</b>	<b>\$0</b>	<b>\$0</b>	<b>\$10,000</b>	<b>\$40,000</b>
453004 EQUIPMENT-VEHICLE	\$0	\$0	\$0	\$0	\$60,000
<b>453100 CAPITAL OUTLAY</b>	<b>\$0</b>	<b>\$0</b>	<b>\$0</b>	<b>\$0</b>	<b>\$60,000</b>
<b>499995 OTHER</b>	<b>\$0</b>	<b>\$0</b>	<b>\$11,227</b>	<b>\$10,000</b>	<b>\$100,000</b>
<b>25062584 PARK MAINT. NEIGHBORHOOD SVC</b>	<b>\$0</b>	<b>\$0</b>	<b>\$125,716</b>	<b>\$281,500</b>	<b>\$1,485,779</b>

# DEPARTMENT OF BUILDING & HOUSING



# DEPARTMENT OF PUBLIC SAFETY





EXPENDITURE ANALYSIS SUMMARY  
2019 APPROVED BUDGET

	2016 Actual	2017 Actual	2018 Actual YTD (12/31)	2018 Adopted Budget	2019 Approved Budget
<b>PUBLIC SAFETY</b>					
<u><b>0137 BUREAU OF CODES</b></u>					
Personnel	617,085	739,683	805,088	915,449	900,194
Services	22,908	23,878	8,848	29,250	29,250
Supplies	9,606	11,448	12,591	19,200	19,200
Other	1,095	1,095	0	0	0
TOTALS	650,694	776,104	826,527	963,899	948,644
<u><b>0142 BUREAU OF POLICE</b></u>					
Personnel	14,048,824	14,932,153	15,406,521	16,737,986	16,704,008
Services	693,068	769,036	695,498	900,926	1,056,277
Supplies	105,235	300,183	232,680	367,811	341,615
Other	155,320	152,901	1,888,561	1,871,800	1,010,000
TOTALS	15,002,446	16,154,273	18,223,261	19,878,523	19,111,900
<u><b>0151 BUREAU OF FIRE</b></u>					
Personnel	6,707,291	7,452,516	7,464,857	7,815,007	7,935,765
Services	232,683	364,008	530,363	379,650	371,350
Supplies	343,676	256,753	307,307	295,750	303,750
Other	410,462	188,160	774,277	1,630,000	275,000
TOTALS	7,694,112	8,261,437	9,076,804	10,120,407	8,885,865
<b>TOTAL PUBLIC SAFETY</b>					
Personnel	21,373,200	23,124,352	23,676,467	25,468,441	25,539,967
Services	948,659	1,156,922	1,234,710	1,309,826	1,456,877
Supplies	458,516	568,384	552,578	682,761	664,565
Other	566,876	342,156	2,662,838	3,501,800	1,285,000
TOTAL EXPENDITURES	23,347,252	25,191,814	28,126,592	30,962,828	28,946,409

POSITION ANALYSIS SUMMARY  
2019 APPROVED BUDGET

	2016 Actual	2017 Actual	2018 Actual YTD (12/31)	2018 Adopted Budget	2019 Approved Budget
PUBLIC SAFETY					
Bureau of Codes	11.00	15.00	17.00	16.94	16.94
Bureau of Police	149.00	145.00	151.00	165.00	165.00
Bureau of Fire	75.00	81.00	84.00	86.00	86.00
TOTAL POSITIONS	235.00	241.00	252.00	267.94	267.94

## BUREAU OF CODES

The Bureau of Codes is responsible for the enforcement of building construction, electrical standards, plumbing, health and sanitation, and property maintenance codes for residential and commercial structures.

The Bureau processes all permits relating to building construction, electrical and plumbing work, as well as assisting with zoning compliance. The Bureau also issues licenses for electricians, plumbers, and rooming houses. The building, electrical and plumbing inspectors perform progressive inspections on new construction, rehabilitation, and alteration projects.

The Building Inspector enforces the building codes on all construction activity for new construction and rehabilitation work on all commercial and residential structures. The Codes Enforcement Officers inspect for code violations in existing structures and vacant lots, including but not limited to, high grass and weeds, sanitation, plumbing, heating, electrical, vector problems and structural violations.

The Bureau ensures compliance with federal guidelines by regulation development in floodplains. Promotion of safe flood measures and preventative actions to decrease damage are sent to property owners, lenders and insurance agents. Through the Community Rating System these steps have rewarded property owners in the Special Flood Hazard Areas a 20% savings on flood insurance premiums annually.

### EXPENDITURE ANALYSIS DETAIL 2019 APPROVED BUDGET

General Fund

0137 Codes

Allocation Plan			Position Control				
PERSONNEL	2018 Adopted	2019 Approved	JOB CLASSIFICATION	2018 Adopted	2019 Approved	2018 Adopted	2019 Approved
Salaries-Mgmt	180,000	181,560	Codes Administrator	1	1	70,000	71,400
Salaries-BU	669,387	653,656	Asst. Codes Administrator	1	1	60,000	61,200
Overtime	1,000	1,000	Health Officer/ ADA Compliance Officer	1	1	50,000	48,960
Fringe Benefits	65,062	63,978	Reallocation			0	
<b>TOTAL</b>	<b>915,449</b>	<b>900,194</b>	<b>Total Management</b>	<b>3</b>	<b>3</b>	<b>180,000</b>	<b>181,560</b>
<b>SERVICES</b>			Mitigation Resource Specialist	0.94	0.94	44,607	47,928
Communications	6,000	6,000	Codes Enforcement Off. V	2	2	107,225	84,221
Professional Services	14,000	14,000	Codes Enforcement Off. IV	1	1	51,877	54,015
Utilities	0	0	Codes Enforcement Off. III	1	1	50,051	50,552
Insurance	0	0	Codes Enforcement Off. II	1	1	48,040	48,520
Rentals	0	0	Codes Enforcement Off. I	4	4	180,203	184,980
Maintenance & Repairs	0	0	Plumbing Inspector II	1	1	50,051	37,336
Contracted Services	9,250	9,250	Administrative Assistant I	2	2	84,643	95,552
<b>TOTAL</b>	<b>29,250</b>	<b>29,250</b>	Commercial Codes Official III	1	1	52,690	50,552
<b>SUPPLIES</b>			Reallocation			0	
Supplies	19,200	19,200	<b>Total Bargaining Unit</b>	<b>13.94</b>	<b>13.94</b>	<b>669,387</b>	<b>653,656</b>
Minor Capital Equipment	0	0	Overtime			1,000	1,000
<b>TOTAL</b>	<b>19,200</b>	<b>19,200</b>	FICA			65,062	63,978
<b>OTHER</b>	0	0	Concessions			0	0
<b>TOTAL APPROPRIATION</b>	<b>963,899</b>	<b>948,644</b>	<b>Total Fringe Benefits</b>			<b>65,062</b>	<b>63,978</b>
			<b>TOTAL</b>	<b>16.94</b>	<b>16.94</b>	<b>915,449</b>	<b>900,194</b>

**PUBLIC SAFETY**

CODES - 0137

EMPLOYEE	POSITION	ANNIV. /			2018	2019	2019	2019	2019	2019	2019	FRINGE	TOTAL
		D.O.H.			END OF YR	GRADE/STEP	ANNUAL	LONG.	SALARY	LUMP SUM	FICA	BENEFITS	
					SALARY	INCREASE	INCREASE						
	CODES ADMINISTRATOR	7	17	1995	\$ 70,000.00	0.00	1,400.00	0.00	71,400.00	0.00	5,463.00	0.00	76,863.00
	DEPUTY CODES ADMINISTRATOR	3	19	2007	\$ 60,000.00	0.00	1,200.00	0.00	61,200.00	0.00	4,682.00	0.00	65,882.00
	HEALTH OFFICER	12	14	2015	\$ 48,000.00	0.00	960.00	0.00	48,960.00	0.00	3,746.00	0.00	52,706.00
3.00	MANAGEMENT TOTALS				178,000.00	0.00	3,560.00	0.00	181,560.00	0.00	13,891.00	0.00	195,451.00
	MITIGATION RESOURCE SPECIALIST (94%)	12	11	1978	\$ 46,523.49	0.00	465.23	939.77	47,928.00	0.00	3,667.00	0.00	51,595.00
	ADMINISTRATIVE ASSISTANT I	6	25	2018	\$ 33,874.64	7,190.78	410.65	0.00	41,476.00	0.00	3,173.00	0.00	44,649.00
	ADMINISTRATIVE ASSISTANT I	4	4	2016	\$ 42,321.65	0.00	423.22	0.00	42,745.00	0.00	3,270.00	0.00	46,015.00
	CODES ENFORCEMENT OFFICER V	6	27	1994	\$ 52,690.32	0.00	526.90	798.26	54,015.00	0.00	4,133.00	0.00	58,148.00
	CODES ENFORCEMENT OFFICER III	2	16	1999	\$ 49,555.73	0.00	495.56	500.51	50,552.00	0.00	3,868.00	0.00	54,420.00
	CODES ENFORCEMENT OFFICER II	9	14	2015	\$ 48,039.62	0.00	480.40	0.00	48,520.00	0.00	3,712.00	0.00	52,232.00
	CODES ENFORCEMENT OFFICER I	5	14	2018	\$ 43,664.47	1,386.17	450.51	0.00	45,501.00	0.00	3,481.00	0.00	48,982.00
	CODES ENFORCEMENT OFFICER I	2	21	2017	\$ 45,050.64	1,472.85	465.23	0.00	46,989.00	0.00	3,595.00	0.00	50,584.00
	CODES ENFORCEMENT OFFICER I	4	17	2017	\$ 45,050.64	1,472.85	465.23	0.00	46,989.00	0.00	3,595.00	0.00	50,584.00
	CODES ENFORCEMENT OFFICER I	6	26	2017	\$ 45,050.64	0.00	450.51	0.00	45,501.00	0.00	3,481.00	0.00	48,982.00
	CODES ENFORCEMENT OFFICER I	1	8	2018	\$ 43,664.47	1,386.17	450.51	0.00	37,336.00	0.00	2,857.00	0.00	40,193.00
	CODES ENFORCEMENT OFFICER I	4	30	2018	\$ 43,664.47	1,386.17	450.51	0.00	45,501.00	0.00	3,481.00	0.00	48,982.00
	COMMERCIAL CODES OFFICIAL I	2	21	2017	\$ 48,039.62	1,516.11	495.56	0.00	50,051.00	0.00	3,829.00	0.00	53,880.00
	PLUMBING INSPECTOR II	8	12	2002	\$ 49,555.73	0.00	495.56	500.51	50,552.00	0.00	3,868.00	0.00	54,420.00
13.94	BARGAINING UNIT TOTALS				636,746.13	15,811.10	6,525.57	2,739.06	653,656.00	0.00	50,010.00	0.00	703,666.00
16.94	TOTAL				814,746.13	15,811.10	10,085.57	2,739.06	835,216.00	0.00	63,901.00	0.00	899,117.00
	OVERTIME								1,000.00	0.00	77.00	0.00	1,077.00
	<b>TOTAL SALARIES, OVERTIME, FICA AND FRINGE BENEFITS</b>								<b>836,216.00</b>	<b>0.00</b>	<b>63,978.00</b>	<b>0.00</b>	<b>900,194.00</b>

NOTE: MEDICAL, SEVERANCE, UNEMPLOYMENT COMPENSATION, AND WORKERS COMPENSATION COSTS ARE REFLECTED IN GENERAL EXPENSES (0188).

\* 6% of salary and FICA is reflected under CDGB funds

# 2019 Approved Budget

## Expenditure Line Item

### BUDGET UNIT: 01030137 BUREAU OF CODES

Account	2016 Actual	2017 Actual	2018 Actual YTD (12/31)	2018 Adopted Budget	2019 Approved Budget
414000 SALARIES & WAGES	\$574,334	\$688,133	\$748,248	\$849,387	\$835,216
416000 OVERTIME	\$397	\$0	\$686	\$1,000	\$1,000
<b>414100 SALARIES/WAGES</b>	<b>\$574,731</b>	<b>\$688,133</b>	<b>\$748,935</b>	<b>\$850,387</b>	<b>\$836,216</b>
419001 SOCIAL SECURITY	\$42,354	\$51,550	\$56,154	\$65,062	\$63,978
<b>419100 FRINGE BENEFITS</b>	<b>\$42,354</b>	<b>\$51,550</b>	<b>\$56,154</b>	<b>\$65,062</b>	<b>\$63,978</b>
<b>419995 PERSONNEL</b>	<b>\$617,085</b>	<b>\$739,683</b>	<b>\$805,088</b>	<b>\$915,449</b>	<b>\$900,194</b>
420010 ADVERTISING	\$1,177	\$383	\$171	\$3,000	\$3,000
420020 PRINTING	\$791	\$2,235	\$1,896	\$3,000	\$3,000
420040 TELEPHONE	\$492	\$429	\$0	\$0	\$0
420050 POSTAGE	\$13,165	\$6,336	\$0	\$0	\$0
<b>420100 COMMUNICATIONS</b>	<b>\$15,625</b>	<b>\$9,383</b>	<b>\$2,067</b>	<b>\$6,000</b>	<b>\$6,000</b>
421010 LEGAL	\$2,845	\$3,900	\$606	\$4,000	\$4,000
421030 CONSULTING	\$0	\$0	\$0	\$7,500	\$7,500
421015 MEDICAL LAB SERV	\$0	\$0	\$0	\$500	\$500
421060 STENOGRAPHER	\$0	\$238	\$0	\$2,000	\$2,000
<b>421100 PROFESSIONAL SRVC</b>	<b>\$2,845</b>	<b>\$4,138</b>	<b>\$606</b>	<b>\$14,000</b>	<b>\$14,000</b>
429001 TUITION/TRAINING	\$4,097	\$6,733	\$5,574	\$8,000	\$8,000
429009 ADMIN/TRUSTEE FEE	\$0	\$0	\$30	\$0	\$0
429015 TRAVEL	\$0	\$968	\$0	\$0	\$0
429017 MEMBERSHIPS	\$340	\$255	\$570	\$1,250	\$1,250
429090 MISC CONTRACTED SRVCS	\$0	\$2,400	\$0	\$0	\$0
<b>429100 CONTRACTED SRVC</b>	<b>\$4,437</b>	<b>\$10,356</b>	<b>\$6,174</b>	<b>\$9,250</b>	<b>\$9,250</b>
<b>429995 SERVICES</b>	<b>\$22,908</b>	<b>\$23,878</b>	<b>\$8,848</b>	<b>\$29,250</b>	<b>\$29,250</b>
430001 EDUCATIONAL	\$1,365	\$1,364	\$3,029	\$1,200	\$1,200
430002 SOFTWARE	\$0	\$0	\$0	\$3,000	\$3,000
430009 OFFICE	\$1,180	\$2,256	\$1,520	\$2,000	\$2,000
430014 WEARING APPAREL	\$1,819	\$6,683	\$5,967	\$8,000	\$8,000
430042 TOOLS & HARDWARE	\$161	\$384	\$2,075	\$5,000	\$5,000
<b>430100 SUPPLIES &amp; EXP</b>	<b>\$4,523</b>	<b>\$10,686</b>	<b>\$12,591</b>	<b>\$19,200</b>	<b>\$19,200</b>
439015 OFFICE EQUIPMENT	\$5,082	\$762	\$0	\$0	\$0
<b>439100 MINOR CAPITAL</b>	<b>\$5,082</b>	<b>\$762</b>	<b>\$0</b>	<b>\$0</b>	<b>\$0</b>
<b>439995 SUPPLIES</b>	<b>\$9,606</b>	<b>\$11,448</b>	<b>\$12,591</b>	<b>\$19,200</b>	<b>\$19,200</b>
453049 LEASE PURCHASE	\$1,095	\$1,095	\$0	\$0	\$0
<b>453100 CAPITAL OUTLAY</b>	<b>\$1,095</b>	<b>\$1,095</b>	<b>\$0</b>	<b>\$0</b>	<b>\$0</b>
<b>499995 OTHER</b>	<b>\$1,095</b>	<b>\$1,095</b>	<b>\$0</b>	<b>\$0</b>	<b>\$0</b>
<b>01030137 CODES</b>	<b>\$650,694</b>	<b>\$776,104</b>	<b>\$826,527</b>	<b>\$963,899</b>	<b>\$948,644</b>

## BUREAU OF POLICE

### Office of the Police Chief

The Commanding Officer of the Bureau is the Chief of Police. This office is responsible for the management of available resources to ensure that the Bureau's goals and objectives are achieved. The Chief's Office is responsible for the direct supervision of one Administrative Support staff, Internal Affairs Unit, Street Crimes Unit, FBI Task Force, Community Policing, and Animal Control.

The Harrisburg Bureau of Police is a PLEAC accredited agency. The Bureau attained this prestigious status in 2003 from the PA Chiefs of Police Association Accreditation Committee, and was last reaccredited in 2014.

### Uniformed Patrol Division

The largest Division of the Bureau is the Uniformed Patrol Division, which is commanded by the Bureau's Uniformed Patrol Commander. The Division consists of three Platoons. Also under the Division are the specialty units which include the K-9 Unit, and Housing Police Unit. These Uniformed Officers respond directly to the public's calls for service and are on the "Front Line" of Law Enforcement every day.

### Technical Services Division

The Technical Services Division is comprised of Units which support the Patrol and Criminal Investigative Divisions and service the community in a variety of functions. The Bureau's Training Unit, Property Management Unit, Court Liaison/Special Events Officer, Abandoned Vehicle Officer, Accreditation Officer, Police Data Technicians and Records Center Staff are assigned to the Technical Services Division.

The Parking Enforcement Unit is also part of the Technical Services Division. Parking Enforcement personnel are responsible for enforcing the parking ordinances of the City of Harrisburg and the parking statutes of the Commonwealth of Pennsylvania.

### Criminal Investigation Division

The Criminal Investigation Division investigates adult and juvenile crimes referred by the Uniformed Patrol Division, and law enforcement community. The Division is broken down into the Adult Offender, Juvenile Offender, Organized Crime and Vice Control, Special Operations, Forensic, Arson Unit, one Administrative Support staff and The Dauphin County Victim/Witness Assistance Program. The primary goal of this Division is to resolve crime through investigation.

**BUREAU OF POLICE**

EXPENDITURE ANALYSIS DETAIL  
2019 APPROVED BUDGET

General Fund

0142 Bureau of Police

**Allocation Plan**

**Position Control**

<i>PERSONNEL</i>	2018	2019	<i>JOB CLASSIFICATION</i>	2018	2019	2018	2019
	Adopted	Approved		Adopted	Approved	Adopted	Approved
Salaries-Mgmt	437,814	444,462	Comissioner	1	1	100,232	101,234
Salaries-BU	10,449,804	10,112,158	Deputy Police Chief	1	1	91,879	92,798
Salaries- Police Extra Duty	769,502	769,502	Police Captain	1	1	87,703	88,580
Overtime	568,500	577,216	Spec. Asst. to Commissioner	1	1	55,000	56,100
Fringe Benefits	237,375	216,110	Crime Analyst	1	1	55,000	50,750
Miscellaneous	4,274,992	4,584,560	Community Policing Coordinator	1	1	48,000	55,000
			Reallocation			0	
<b>TOTAL</b>	<b>16,737,986</b>	<b>16,704,008</b>					
<i>SERVICES</i>			<b>Total Management</b>	<b>6</b>	<b>6</b>	<b>437,814</b>	<b>444,462</b>
Communications	16,000	4,905	Detective	22	21	1,624,997	1,466,624
Professional Services	62,100	98,175	Forensic Investigator	3	4	217,846	220,721
Utilities	0	0	Police Officer	100	100	6,365,208	6,161,620
Insurance	442,959	442,959	Police Corporal	11	11	789,791	796,977
Rentals	0	0	Police Lieutenant	4	4	333,367	336,700
Maintenance & Repairs	189,135	265,666	Police Sergeant	9	9	702,566	704,614
Contracted Services	190,732	244,572	Secretary I	1	1	38,726	39,114
			Police Data Technician II	4	4	176,623	176,179
<b>TOTAL</b>	<b>900,926</b>	<b>1,056,277</b>	Parking Enforcement Office I	1	1	30,920	35,963
<i>SUPPLIES</i>			Parking Enforcement Office II	1	1	36,604	38,020
Supplies	324,808	306,550	Dog Law Enforcement Officer III	1	1	50,547	51,052
Minor Capital Equipment	43,003	35,065	Dog Law Enforcement Officer	1	1	38,726	40,251
			Administrative Assistant II	1	1	43,883	44,322
<b>TOTAL</b>	<b>367,811</b>	<b>341,615</b>	Reallocation				
<i>OTHER</i>			<b>Total Bargaining Unit</b>	<b>159</b>	<b>159</b>	<b>10,449,804</b>	<b>10,112,158</b>
	1,871,800	1,010,000	Police Extra Duty			769,502	769,502
<b>TOTAL APPROPRIATION</b>	<b>19,878,523</b>	<b>19,111,900</b>	Overtime			568,500	577,216
			FICA			237,375	216,110
			<b>Total Fringe Benefits</b>			<b>237,375</b>	<b>216,110</b>
			Sick Leave Buy-Back			79,998	79,998
			Severance Pay			210,000	210,000
			Uniform Allowance			71,000	71,000
			College Credits			13,100	12,000
			Loss Time & Med			300,000	300,000
			Police Pension Plan			3,400,136	3,714,804
			Medicare Part B			1,259	1,259
			Bonus			199,500	195,500
			Total Miscellaneous			4,274,992	4,584,560
			<b>TOTAL</b>	<b>165</b>	<b>165</b>	<b>16,737,986</b>	<b>16,704,008</b>

PUBLIC SAFETY

POLICE BUREAU - 0142

92797.91948

EMPLOYEE	POSITION	ANNIV. / D.O.H.	2018 END OF YR SALARY	2019 GRADE/STEP INCREASE	2019 ANNUAL INCREASE	2019 LONG.	2019 SALARY	2019 LUMP SUM	FICA	FRINGE BENEFITS	TOTAL	
	POLICE COMMISSIONER	7 29 1988	\$ 100,231.78	0.00	1,002.32	0.00	101,234.00	0.00	1,468.00	0.00	102,702.00	
	DEPUTY POLICE CHIEF	5 22 1992	\$ 91,879.12	0.00	918.79	0.00	92,798.00	0.00	1,346.00	0.00	94,144.00	
	POLICE CAPTAIN	5 20 1994	\$ 87,702.80	0.00	877.03	0.00	88,580.00	0.00	1,285.00	0.00	89,865.00	
	SPECIAL ASSISTANT TO THE POLICE COMMISSIONER	2 9 2015	\$ 55,000.00	0.00	1,100.00	0.00	56,100.00	0.00	4,292.00	0.00	60,392.00	
	CRIME ANALYST	1 8 2018	\$ 50,000.00	0.00	750.00	0.00	50,750.00	0.00	3,883.00	0.00	54,633.00	
	COMMUNITY POLICING COORDINATOR	3 26 2018	\$ 48,000.00	7,000.00	0.00	0.00	55,000.00	0.00	4,208.00	0.00	59,208.00	
6.00 MANAGEMENT TOTALS			432,813.70	7,000.00	4,648.14	0.00	444,462.00	0.00	16,482.00	0.00	460,944.00	
VACANT	POSITION	FORENSIC INVESTIGATOR	7 6 2004	\$ 64,491.02	0.00	644.91	4,559.51	69,695.44	0.00	1,011.00	0.00	70,706.44
VACANT	POSITION	DETECTIVE	7 6 2004	\$ 62,591.25	0.00	625.91	4,425.20	33,821.18	0.00	491.00	0.00	34,312.18
VACANT	POSITION	DETECTIVE	5 22 1992	\$ 66,379.66	0.00	663.80	8,715.65	37,879.55	0.00	550.00	0.00	38,429.55
VACANT	POSITION	DETECTIVE	1 8 2001	\$ 65,134.31	0.00	651.34	6,578.57	36,182.11	0.00	525.00	0.00	36,707.11
		DETECTIVE	7 5 2005	\$ 65,135.92	0.00	651.36	3,947.24	69,734.52	0.00	1,012.00	0.00	70,746.52
VACANT	POSITION	DETECTIVE	5 23 1991	\$ 67,045.11	0.00	670.45	8,803.02	38,259.29	0.00	555.00	0.00	38,814.29
		DETECTIVE	5 22 1992	\$ 67,045.11	0.00	670.45	8,803.02	76,518.59	0.00	1,110.00	0.00	77,628.59
		DETECTIVE	5 21 1993	\$ 66,445.16	0.00	664.45	8,724.25	75,833.86	0.00	1,100.00	0.00	76,933.86
		DETECTIVE	1 14 1994	\$ 66,445.16	0.00	664.45	8,724.25	75,833.86	0.00	1,100.00	0.00	76,933.86
		DETECTIVE	1 14 2008	\$ 65,135.92	0.00	651.36	1,973.62	67,760.90	0.00	983.00	0.00	68,743.90
		DETECTIVE	1 8 2001	\$ 66,445.16	0.00	664.45	6,710.96	73,820.57	0.00	1,071.00	0.00	74,891.57
		DETECTIVE	9 15 1997	\$ 67,045.11	0.00	670.45	8,803.02	76,518.59	0.00	1,110.00	0.00	77,628.59
		DETECTIVE	9 15 1997	\$ 67,045.11	0.00	670.45	8,803.02	76,518.59	0.00	1,110.00	0.00	77,628.59
		DETECTIVE	7 7 2008	\$ 64,491.02	0.00	644.91	1,954.08	67,090.00	0.00	973.00	0.00	68,063.00
		DETECTIVE	9 14 1998	\$ 67,045.11	0.00	670.45	8,803.02	76,518.59	0.00	1,110.00	0.00	77,628.59
		DETECTIVE	5 17 1999	\$ 67,045.11	0.00	670.45	8,125.87	75,841.43	0.00	1,100.00	0.00	76,941.43
		DETECTIVE	1 8 2001	\$ 67,045.11	0.00	670.45	6,771.56	74,487.12	0.00	1,081.00	0.00	75,568.12
		DETECTIVE	1 8 2001	\$ 67,045.11	0.00	670.45	6,771.56	74,487.12	0.00	1,081.00	0.00	75,568.12
		DETECTIVE	1 8 2001	\$ 67,045.11	0.00	670.45	6,771.56	74,487.12	0.00	1,081.00	0.00	75,568.12
		DETECTIVE	1 18 2005	\$ 67,045.11	0.00	670.45	4,062.93	71,778.50	0.00	1,041.00	0.00	72,819.50
		DETECTIVE	7 7 2008	\$ 67,045.11	0.00	670.45	2,031.47	69,747.03	0.00	1,012.00	0.00	70,759.03
		DETECTIVE/INSPECTOR	7 8 2002	\$ 67,045.11	0.00	670.45	6,094.40	73,809.97	0.00	1,071.00	0.00	74,880.97
		FORENSIC INVESTIGATOR	5 17 1999	\$ 67,045.11	0.00	670.45	8,125.87	75,841.43	0.00	1,100.00	0.00	76,941.43
		FORENSIC INVESTIGATOR	1 8 2001	\$ 67,045.11	0.00	670.45	6,771.56	74,487.12	0.00	1,081.00	0.00	75,568.12
		FORENSIC INVESTIGATOR	7 6 2004	\$ 65,135.93	0.00	651.36	4,605.11	70,392.40	0.00	1,021.00	0.00	71,413.40
		POLICE LIEUTENANT	5 20 1996	\$ 73,917.24	0.00	739.17	9,705.33	84,361.74	0.00	1,224.00	0.00	85,585.74
		POLICE LIEUTENANT	5 22 1992	\$ 73,917.24	0.00	739.17	9,705.33	84,361.74	0.00	1,224.00	0.00	85,585.74
		POLICE LIEUTENANT	5 17 1999	\$ 73,917.24	0.00	739.17	8,958.77	83,615.18	0.00	1,213.00	0.00	84,828.18
		POLICE LIEUTENANT	9 14 1998	\$ 73,917.24	0.00	739.17	9,705.33	84,361.74	0.00	1,224.00	0.00	85,585.74
		POLICE SERGEANT	5 20 1996	\$ 70,397.37	0.00	703.97	9,243.17	80,344.52	0.00	1,165.00	0.00	81,509.52
		POLICE SERGEANT	5 17 1999	\$ 70,397.37	0.00	703.97	8,532.16	79,633.51	0.00	1,155.00	0.00	80,788.51
		POLICE SERGEANT	7 5 2005	\$ 70,397.37	0.00	703.97	4,266.08	75,367.43	0.00	1,093.00	0.00	76,460.43
		POLICE SERGEANT	5 18 1995	\$ 70,397.37	0.00	703.97	9,243.17	80,344.52	0.00	1,165.00	0.00	81,509.52
		POLICE SERGEANT	5 17 1999	\$ 70,397.37	0.00	703.97	8,532.16	79,633.51	0.00	1,155.00	0.00	80,788.51
		POLICE SERGEANT	7 5 2005	\$ 70,397.37	0.00	703.97	4,266.08	75,367.43	0.00	1,093.00	0.00	76,460.43
		POLICE SERGEANT	1 8 2001	\$ 70,397.37	0.00	703.97	7,110.13	78,211.48	0.00	1,135.00	0.00	79,346.48
		POLICE SERGEANT	5 23 1991	\$ 70,397.37	0.00	703.97	9,243.17	80,344.52	0.00	1,165.00	0.00	81,509.52
		POLICE SERGEANT	1 18 2005	\$ 70,397.37	0.00	703.97	4,266.08	75,367.43	0.00	1,093.00	0.00	76,460.43
		POLICE CORPORAL	9 15 1997	\$ 67,045.11	0.00	670.45	8,803.02	76,518.59	0.00	1,110.00	0.00	77,628.59
		POLICE CORPORAL	1 17 2006	\$ 67,045.11	0.00	670.45	3,385.78	71,101.34	0.00	1,031.00	0.00	72,132.34
		POLICE CORPORAL	7 6 2009	\$ 67,045.11	0.00	670.45	1,354.31	69,069.88	0.00	1,002.00	0.00	70,071.88
		POLICE CORPORAL	1 19 2010	\$ 67,045.11	0.00	670.45	677.16	68,392.72	0.00	992.00	0.00	69,384.72
VACANT	POSITION	POLICE CORPORAL	1 18 2005	\$ 66,379.66	0.00	663.80	4,022.61	71,066.06	0.00	1,031.00	0.00	72,097.06
		POLICE CORPORAL	1 8 2001	\$ 67,045.11	0.00	670.45	6,771.56	74,487.12	0.00	1,081.00	0.00	75,568.12
		POLICE CORPORAL	1 8 2001	\$ 67,045.11	0.00	670.45	6,771.56	74,487.12	0.00	1,081.00	0.00	75,568.12
		POLICE CORPORAL	7 5 2006	\$ 67,045.11	0.00	670.45	3,385.78	71,101.34	0.00	1,031.00	0.00	72,132.34
		POLICE CORPORAL	5 15 2000	\$ 67,045.11	0.00	670.45	7,448.71	75,164.28	0.00	1,090.00	0.00	76,254.28
		POLICE CORPORAL	1 8 2001	\$ 67,045.11	0.00	670.45	6,771.56	74,487.12	0.00	1,081.00	0.00	75,568.12
		POLICE CORPORAL	7 5 2006	\$ 67,045.11	0.00	670.45	3,385.78	71,101.34	0.00	1,031.00	0.00	72,132.34
VACANT	POSITION	POLICE OFFICER	1 19 2010	\$ 63,852.49	0.00	638.52	644.91	65,135.93	0.00	945.00	0.00	66,080.93
VACANT	POSITION	POLICE OFFICER	1 19 2010	\$ 63,218.72	0.00	632.19	638.51	64,489.42	0.00	936.00	0.00	65,425.42
VACANT	POSITION	POLICE OFFICER	8 3 1990	\$ 63,534.82	0.00	635.35	8,342.12	36,256.14	0.00	526.00	0.00	36,782.14
VACANT	POSITION	POLICE OFFICER	7 6 2004	\$ 63,534.82	0.00	635.35	4,491.91	34,331.04	0.00	498.00	0.00	34,829.04
		POLICE OFFICER	7 5 2005	\$ 63,852.49	0.00	638.52	3,869.46	68,360.48	0.00	992.00	0.00	69,352.48
		POLICE OFFICER	1 20 2009	\$ 63,852.49	0.00	638.52	1,289.82	65,780.84	0.00	954.00	0.00	66,734.84
		POLICE OFFICER	1 20 2009	\$ 63,852.49	0.00	638.52	1,289.82	65,780.84	0.00	954.00	0.00	66,734.84
		POLICE OFFICER	5 20 1996	\$ 63,852.49	0.00	638.52	8,383.83	72,874.85	0.00	1,057.00	0.00	73,931.85
		POLICE OFFICER	7 8 2002	\$ 63,852.49	0.00	638.52	5,804.19	70,295.21	0.00	1,020.00	0.00	71,315.21
		POLICE OFFICER	7 6 2009	\$ 63,852.49	0.00	638.52	1,289.82	65,780.84	0.00	954.00	0.00	66,734.84
		POLICE OFFICER	5 23 1991	\$ 63,852.49	0.00	638.52	8,383.83	72,874.85	0.00	1,057.00	0.00	73,931.85
		POLICE OFFICER	1 8 2001	\$ 63,852.49	0.00	638.52	6,449.10	70,940.12	0.00	1,029.00	0.00	71,969.12



PUBLIC SAFETY

POLICE BUREAU - 0142

92797.91948

EMPLOYEE	POSITION	ANNIV. / D.O.H.	2018 END OF YR SALARY	2019 GRADE/STEP INCREASE	2019 ANNUAL INCREASE	2019	2019	2019	FRINGE BENEFITS	TOTAL		
						LONG.	SALARY	LUMP SUM			FICA	
	POLICE OFFICER	7 5 2005	\$ 63,852.49	0.00	638.52	3,869.46	68,360.48	0.00	992.00	0.00	69,352.48	
	POLICE OFFICER	1 8 2001	\$ 63,852.49	0.00	638.52	6,449.10	70,940.12	0.00	1,029.00	0.00	71,969.12	
	POLICE OFFICER	1 19 2010	\$ 63,852.49	0.00	638.52	644.91	65,135.93	0.00	945.00	0.00	66,080.93	
	POLICE OFFICER	1 22 2002	\$ 63,852.49	0.00	638.52	5,804.19	70,295.21	0.00	1,020.00	0.00	71,315.21	
	POLICE OFFICER	7 8 2002	\$ 63,852.49	0.00	638.52	5,804.19	70,295.21	0.00	1,020.00	0.00	71,315.21	
	POLICE OFFICER	1 22 2002	\$ 63,852.49	0.00	638.52	5,804.19	70,295.21	0.00	1,020.00	0.00	71,315.21	
VACANT	POSITION	POLICE OFFICER	1 22 2002	\$ 63,852.49	0.00	638.52	5,804.19	35,147.60	0.00	510.00	0.00	35,657.60
	POLICE OFFICER	5 15 2000	\$ 63,852.49	0.00	638.52	7,094.01	71,585.03	0.00	1,038.00	0.00	72,623.03	
	POLICE OFFICER	1 8 2001	\$ 63,852.49	0.00	638.52	6,449.10	70,940.12	0.00	1,029.00	0.00	71,969.12	
	POLICE OFFICER	8 3 1990	\$ 63,852.49	0.00	638.52	8,383.83	72,874.85	0.00	1,057.00	0.00	73,931.85	
	POLICE OFFICER	5 17 1999	\$ 63,852.49	0.00	638.52	7,738.92	72,229.94	0.00	1,048.00	0.00	73,277.94	
	POLICE OFFICER	5 23 1991	\$ 63,852.49	0.00	638.52	8,383.83	72,874.85	0.00	1,057.00	0.00	73,931.85	
	POLICE OFFICER	7 2 2007	\$ 63,852.49	0.00	638.52	2,579.64	67,070.66	0.00	973.00	0.00	68,043.66	
	POLICE OFFICER	1 20 2009	\$ 63,852.49	0.00	638.52	1,289.82	65,780.84	0.00	954.00	0.00	66,734.84	
	POLICE OFFICER	1 8 2001	\$ 63,852.49	0.00	638.52	6,449.10	70,940.12	0.00	1,029.00	0.00	71,969.12	
	POLICE OFFICER	5 20 1994	\$ 63,852.49	0.00	638.52	8,383.83	72,874.85	0.00	1,057.00	0.00	73,931.85	
	POLICE OFFICER	1 8 2001	\$ 63,852.49	0.00	638.52	6,449.10	70,940.12	0.00	1,029.00	0.00	71,969.12	
	POLICE OFFICER	9 14 1998	\$ 63,852.49	0.00	638.52	8,383.83	72,874.85	0.00	1,057.00	0.00	73,931.85	
	POLICE OFFICER	1 20 2009	\$ 63,852.49	0.00	638.52	1,289.82	65,780.84	0.00	954.00	0.00	66,734.84	
	POLICE OFFICER	7 2 2007	\$ 63,852.49	0.00	638.52	2,579.64	67,070.66	0.00	973.00	0.00	68,043.66	
	POLICE OFFICER	7 2 2007	\$ 63,852.49	0.00	638.52	2,579.64	67,070.66	0.00	973.00	0.00	68,043.66	
	POLICE OFFICER	5 22 1992	\$ 63,852.49	0.00	638.52	8,383.83	72,874.85	0.00	1,057.00	0.00	73,931.85	
	POLICE OFFICER	7 2 2007	\$ 63,852.49	0.00	638.52	2,579.64	67,070.66	0.00	973.00	0.00	68,043.66	
	POLICE OFFICER	9 15 1997	\$ 63,852.49	0.00	638.52	8,383.83	72,874.85	0.00	1,057.00	0.00	73,931.85	
	POLICE OFFICER	5 17 1999	\$ 63,852.49	0.00	638.52	7,738.92	72,229.94	0.00	1,048.00	0.00	73,277.94	
VACANT	POSITION	POLICE OFFICER	7 5 2005	\$ 63,852.49	0.00	638.52	3,869.46	68,360.48	0.00	992.00	0.00	69,352.48
	POLICE OFFICER IV	1 14 2013	\$ 63,218.47	0.00	632.18	0.00	31,925.33	0.00	463.00	0.00	32,388.33	
	POLICE OFFICER IV	7 8 2013	\$ 63,852.24	0.00	638.52	0.00	64,490.76	0.00	936.00	0.00	65,426.76	
	POLICE OFFICER IV	7 8 2013	\$ 63,852.24	0.00	638.52	0.00	64,490.76	0.00	936.00	0.00	65,426.76	
	POLICE OFFICER IV	1 14 2013	\$ 63,852.24	0.00	638.52	0.00	64,490.76	0.00	936.00	0.00	65,426.76	
	POLICE OFFICER IV	1 14 2013	\$ 63,852.24	0.00	638.52	0.00	64,490.76	0.00	936.00	0.00	65,426.76	
	POLICE OFFICER IV	1 14 2013	\$ 63,852.24	0.00	638.52	0.00	64,490.76	0.00	936.00	0.00	65,426.76	
	POLICE OFFICER IV	1 14 2013	\$ 63,852.24	0.00	638.52	0.00	64,490.76	0.00	936.00	0.00	65,426.76	
	POLICE OFFICER IV	1 14 2013	\$ 63,852.24	0.00	638.52	0.00	64,490.76	0.00	936.00	0.00	65,426.76	
	POLICE OFFICER IV	1 21 2014	\$ 63,852.24	0.00	638.52	0.00	64,490.76	0.00	936.00	0.00	65,426.76	
	POLICE OFFICER III	1 26 2015	\$ 63,852.24	0.00	638.52	0.00	64,490.76	0.00	936.00	0.00	65,426.76	
	POLICE OFFICER III	1 19 2016	\$ 63,852.24	0.00	638.52	0.00	64,490.76	0.00	936.00	0.00	65,426.76	
	POLICE OFFICER III	7 13 2015	\$ 63,852.24	0.00	638.52	0.00	64,490.76	0.00	936.00	0.00	65,426.76	
	POLICE OFFICER III	1 26 2015	\$ 63,852.24	0.00	638.52	0.00	64,490.76	0.00	936.00	0.00	65,426.76	
	POLICE OFFICER III	1 26 2015	\$ 63,852.24	0.00	638.52	0.00	64,490.76	0.00	936.00	0.00	65,426.76	
	POLICE OFFICER III	1 26 2015	\$ 63,852.24	0.00	638.52	0.00	64,490.76	0.00	936.00	0.00	65,426.76	
	POLICE OFFICER III	1 26 2015	\$ 63,852.24	0.00	638.52	0.00	64,490.76	0.00	936.00	0.00	65,426.76	
	POLICE OFFICER III	7 7 2014	\$ 63,852.24	0.00	638.52	0.00	64,490.76	0.00	936.00	0.00	65,426.76	
	POLICE OFFICER III	1 21 2014	\$ 63,852.24	0.00	638.52	0.00	64,490.76	0.00	936.00	0.00	65,426.76	
	POLICE OFFICER III	1 21 2014	\$ 63,852.24	0.00	638.52	0.00	64,490.76	0.00	936.00	0.00	65,426.76	
	POLICE OFFICER III	1 21 2014	\$ 63,852.24	0.00	638.52	0.00	64,490.76	0.00	936.00	0.00	65,426.76	
	POLICE OFFICER III	7 7 2014	\$ 63,852.24	0.00	638.52	0.00	64,490.76	0.00	936.00	0.00	65,426.76	
	POLICE OFFICER III	7 7 2014	\$ 63,852.24	0.00	638.52	0.00	64,490.76	0.00	936.00	0.00	65,426.76	
	POLICE OFFICER III	1 21 2014	\$ 63,852.24	0.00	638.52	0.00	64,490.76	0.00	936.00	0.00	65,426.76	
	POLICE OFFICER III	7 7 2014	\$ 63,852.24	0.00	638.52	0.00	64,490.76	0.00	936.00	0.00	65,426.76	
	POLICE OFFICER III	7 7 2014	\$ 63,852.24	0.00	638.52	0.00	64,490.76	0.00	936.00	0.00	65,426.76	
	POLICE OFFICER III	1 21 2014	\$ 63,852.24	0.00	638.52	0.00	64,490.76	0.00	936.00	0.00	65,426.76	
	POLICE OFFICER III	7 7 2014	\$ 63,852.24	0.00	638.52	0.00	64,490.76	0.00	936.00	0.00	65,426.76	
	POLICE OFFICER III	1 19 2016	\$ 63,852.24	0.00	638.52	0.00	64,490.76	0.00	936.00	0.00	65,426.76	
	POLICE OFFICER III	1 19 2016	\$ 63,852.24	0.00	638.52	0.00	64,490.76	0.00	936.00	0.00	65,426.76	
VACANT	POSITION	POLICE OFFICER II	7 11 2016	\$ 54,274.05	9,578.19	638.52	0.00	64,490.76	0.00	936.00	0.00	65,426.76
	POLICE OFFICER II	1 17 2017	\$ 54,274.05	9,578.19	638.52	0.00	64,490.76	0.00	936.00	0.00	65,426.76	
	POLICE OFFICER II	1 17 2017	\$ 54,274.05	9,578.19	638.52	0.00	64,490.76	0.00	936.00	0.00	65,426.76	
	POLICE OFFICER II	7 11 2016	\$ 54,274.05	9,578.19	638.52	0.00	64,490.76	0.00	936.00	0.00	65,426.76	
	POLICE OFFICER III	7 11 2016	\$ 63,852.24	0.00	638.52	0.00	64,490.76	0.00	936.00	0.00	65,426.76	
	POLICE OFFICER II	7 11 2016	\$ 54,274.05	9,578.19	638.52	0.00	64,490.76	0.00	936.00	0.00	65,426.76	
	POLICE OFFICER II	1 17 2017	\$ 54,274.05	9,578.19	638.52	0.00	64,490.76	0.00	936.00	0.00	65,426.76	
VACANT	POSITION	POLICE OFFICER I	1 17 2017	\$ 50,827.86	0.00	508.28	0.00	25,668.07	0.00	373.00	0.00	26,041.07
	POLICE OFFICER I	7 5 2017	\$ 51,082.00	3,192.05	542.74	0.00	54,816.79	0.00	795.00	0.00	55,611.79	
	POLICE OFFICER I	7 5 2017	\$ 51,082.00	3,192.05	542.74	0.00	54,816.79	0.00	795.00	0.00	55,611.79	
	POLICE OFFICER I	7 5 2017	\$ 51,082.00	3,192.05	542.74	0.00	54,816.79	0.00	795.00	0.00	55,611.79	
	POLICE OFFICER I	7 5 2017	\$ 51,082.00	3,192.05	542.74	0.00	54,816.79	0.00	795.00	0.00	55,611.79	
	POLICE OFFICER I	1 17 2017	\$ 51,082.00	3,192.05	542.74	0.00	54,816.79	0.00	795.00	0.00	55,611.79	



# 2019 Approved Budget

## Expenditure Line Item

### BUDGET UNIT: 01040142 BUREAU OF POLICE

Account	2016 Actual	2017 Actual	2018 Actual YTD (12/31)	2018 Adopted Budget	2019 Approved Budget
414000 SALARIES & WAGES	\$9,076,608	\$9,452,903	\$9,600,622	\$10,887,617	\$10,556,620
414900 SALARIES/WAGES-EXTRA DUTY	\$666,698	\$715,162	\$882,294	\$769,502	\$769,502
416000 OVERTIME	\$569,890	\$584,542	\$651,201	\$568,500	\$577,216
414002 SIGNING BONUS	\$0	\$205,500	\$195,500	\$199,500	\$195,500
417000 SICK LEAVE/VACAT BUY-BACK	\$30,574	\$31,128	\$63,619	\$79,998	\$79,998
<b>414100 SALARIES/WAGES</b>	<b>\$10,343,770</b>	<b>\$10,989,234</b>	<b>\$11,393,236</b>	<b>\$12,505,117</b>	<b>\$12,178,835</b>
419001 SOCIAL SECURITY	\$173,685	\$184,457	\$192,728	\$237,375	\$216,110
419005 SEVERANCE PAY	\$211,521	\$155,026	\$80,724	\$210,000	\$210,000
419007 MEDICARE - PART B	\$1,259	\$0	\$0	\$1,259	\$1,259
419012 LOSS TIME & MED	\$314,577	\$200,000	\$262,199	\$300,000	\$300,000
419020 POLICE PENSION PLAN A	\$2,906,315	\$3,319,118	\$3,400,136	\$3,400,136	\$3,714,804
419028 CLOTHING ALLOWANCE	\$86,697	\$72,417	\$65,900	\$71,000	\$71,000
419049 COLLEGE CREDITS	\$11,000	\$11,900	\$11,600	\$13,100	\$12,000
<b>419100 FRINGE BENEFITS</b>	<b>\$3,705,054</b>	<b>\$3,942,918</b>	<b>\$4,013,286</b>	<b>\$4,232,869</b>	<b>\$4,525,173</b>
<b>419995 PERSONNEL</b>	<b>\$14,048,824</b>	<b>\$14,932,153</b>	<b>\$15,406,521</b>	<b>\$16,737,986</b>	<b>\$16,704,008</b>
420010 ADVERTISING	\$369	\$479	\$2,854	\$2,500	\$4,000
420020 PRINTING	\$2,581	\$0	\$1,813	\$0	\$605
420030 PHOTOGRAPHY	\$0	\$0	\$914	\$2,500	\$300
420040 TELEPHONE	\$40,996	\$41,574	\$0	\$0	\$0
420050 POSTAGE	\$10,394	\$6,247	\$15	\$11,000	\$0
<b>420100 COMMUNICATIONS</b>	<b>\$54,340</b>	<b>\$48,300</b>	<b>\$5,596</b>	<b>\$16,000</b>	<b>\$4,905</b>
421010 LEGAL	\$0	\$0	\$14,656	\$0	\$0
421016 MEDICAL/PSYCHOLOGICAL EXA	\$4,721	\$9,196	\$5,345	\$12,100	\$13,175
421050 OTHER PROFESSIONAL FEES	\$0	\$3,830	\$11,722	\$0	\$35,000
421070 ARBITRATION	\$28,694	\$46,626	\$3,999	\$50,000	\$50,000
<b>421100 PROFESSIONAL SRVC</b>	<b>\$33,415</b>	<b>\$59,652</b>	<b>\$35,722</b>	<b>\$62,100</b>	<b>\$98,175</b>
423011 AUTO DEDUCT	\$19,945	\$28,490	\$6,459	\$65,000	\$65,000
423021 GEN LIAB DEDUCT	\$0	\$500	\$0	\$1,000	\$1,000
423080 POLICE PROF PREM	\$275,754	\$275,389	\$274,587	\$280,030	\$280,030
423081 POLICE PROF DEDUCT	\$105,052	\$154,242	\$99,983	\$96,929	\$96,929
<b>423100 INSURANCE</b>	<b>\$400,751</b>	<b>\$458,621</b>	<b>\$381,030</b>	<b>\$442,959</b>	<b>\$442,959</b>
425000 OFFICE EQUIPMENT	\$29	\$189	\$1,184	\$2,000	\$2,000
425010 VEHICULAR EQUIPMENT	\$4,019	\$2,711	\$6,442	\$9,900	\$12,500
425090 MAINT SERV CONTRACT	\$29,332	\$27,457	\$66,186	\$147,679	\$221,610
425099 OTHER CONT MAINT	\$650	\$2,838	\$26,556	\$29,556	\$29,556
<b>425100 MAINT &amp; REPAIRS</b>	<b>\$34,030</b>	<b>\$33,194</b>	<b>\$100,368</b>	<b>\$189,135</b>	<b>\$265,666</b>
429001 TUITION/TRAINING	\$62,161	\$38,129	\$34,241	\$61,430	\$88,755
429009 ADMIN/TRUSTEE FEE	\$731	\$609	\$643	\$652	\$652
429010 PRISONER CARE	\$199	\$593	\$455	\$1,100	\$800
429016 CONFERENCES	\$0	\$0	\$1,882	\$7,270	\$8,110
429017 MEMBERSHIPS	\$1,950	\$1,430	\$2,075	\$2,280	\$2,655
429060 TOWING	\$2,565	\$3,270	\$3,165	\$5,000	\$6,200
429090 MISC CONTRACTED SRVCS	\$102,926	\$125,237	\$130,322	\$113,000	\$137,400
<b>429100 CONTRACTED SRVC</b>	<b>\$170,532</b>	<b>\$169,269</b>	<b>\$172,783</b>	<b>\$190,732</b>	<b>\$244,572</b>
<b>429995 SERVICES</b>	<b>\$693,068</b>	<b>\$769,036</b>	<b>\$695,498</b>	<b>\$900,926</b>	<b>\$1,056,277</b>
430002 SOFTWARE	\$0	\$0	\$21,669	\$102,071	\$18,200
430003 SUBSCRIPTIONS	\$0	\$1,005	\$7,346	\$7,169	\$21,173
430006 PHOTOGRAPHY	\$0	\$0	\$0	\$0	\$300

# 2019 Approved Budget

## Expenditure Line Item

### BUDGET UNIT: 01040142 BUREAU OF POLICE

Account	2016 Actual	2017 Actual	2018 Actual YTD (12/31)	2018 Adopted Budget	2019 Approved Budget
430009 OFFICE	\$7,725	\$13,492	\$21,822	\$30,155	\$79,705
430012 PERSONAL SAFETY	\$41,783	\$76,700	\$88,299	\$63,700	\$43,995
430014 WEARING APPAREL	\$27,140	\$65,534	\$55,111	\$96,400	\$96,000
430016 MEDICAL/LAB	\$6,266	\$5,294	\$10,183	\$10,313	\$14,927
430052 VEHICLE PARTS & SUPPLIES	\$2,146	\$4,389	\$14,635	\$15,000	\$32,250
<b>430100 SUPPLIES &amp; EXP</b>	<b>\$85,058</b>	<b>\$166,415</b>	<b>\$219,064</b>	<b>\$324,808</b>	<b>\$306,550</b>
439015 OFFICE EQUIPMENT	\$8,077	\$28,074	\$5,161	\$16,583	\$33,265
439030 VEHICULAR EQUIPMENT	\$12,099	\$79,435	\$8,455	\$26,420	\$1,800
439060 OPERATIONS EQUIPMENT	\$0	\$26,259	\$0	\$0	\$0
<b>439100 MINOR CAPITAL</b>	<b>\$20,176</b>	<b>\$133,768</b>	<b>\$13,616</b>	<b>\$43,003</b>	<b>\$35,065</b>
<b>439995 SUPPLIES</b>	<b>\$105,235</b>	<b>\$300,183</b>	<b>\$232,680</b>	<b>\$367,811</b>	<b>\$341,615</b>
450000 LAND	\$0	\$0	\$625	\$0	\$0
452000 BUILDINGS AND STRUCTURES	\$0	\$0	\$537,993	\$700,000	\$0
<b>450100 CAPITAL OUTLAY</b>	<b>\$0</b>	<b>\$0</b>	<b>\$538,618</b>	<b>\$700,000</b>	<b>\$0</b>
452008 BUILDING IMPROVEMENTS	\$5,688	\$0	\$13,261	\$0	\$0
<b>452100 BUILDING AND STRUCTURES</b>	<b>\$5,688</b>	<b>\$0</b>	<b>\$13,261</b>	<b>\$0</b>	<b>\$0</b>
453004 EQUIPMENT-VEHICLE	\$79,212	\$142,226	\$515,549	\$355,000	\$380,000
453036 EQUIPMENT-PUBLIC SAFETY	\$10	\$0	\$0	\$6,800	\$0
453039 EQUIPMENT-COMMUNICATION	\$0	\$0	\$802,500	\$805,000	\$400,000
453049 LEASE PURCHASE	\$996	\$1,917	\$0	\$0	\$0
453051 EQUIPMENT-DATA PROCESSING	\$69,414	\$8,759	\$18,634	\$5,000	\$230,000
<b>453100 CAPITAL OUTLAY</b>	<b>\$149,632</b>	<b>\$152,901</b>	<b>\$1,336,683</b>	<b>\$1,171,800</b>	<b>\$1,010,000</b>
<b>499995 OTHER</b>	<b>\$155,320</b>	<b>\$152,901</b>	<b>\$1,888,561</b>	<b>\$1,871,800</b>	<b>\$1,010,000</b>
<b>01040142 POLICE</b>	<b>\$15,002,446</b>	<b>\$16,154,273</b>	<b>\$18,223,261</b>	<b>\$19,878,523</b>	<b>\$19,111,900</b>

## BUREAU OF FIRE

The Harrisburg Bureau of Fire exists to serve the City of Harrisburg, and when needed, the greater Harrisburg metropolitan area by providing effective fire suppression, emergency medical services, tactical rescue, urban search and rescue, water rescue, hazardous materials response, fire prevention, codes enforcement, and public safety education.

The Bureau of Fire is a team of highly motivated diverse individuals dedicated in common to public interaction and providing efficient services. This involves the use of modern fire and rescue equipment, integrated up-to-date training and safety techniques, computer technology, and cooperation with surrounding fire, rescue, and EMS agencies to provide the best service available by making public safety and protection our perpetual primary priority.

Effective suppression of fires involves arriving at the scene of an emergency quickly so the persons can be rescued and the fire can be attacked to prevent the spread of fire. It is the goal of the Bureau of Fire not to allow a fire to extend beyond the room, floor, or building of origin that is found involved in fire when arriving on scene. To effectively carry out our mission, the Bureau of Fire responds from three fire stations with five pieces of front line apparatus that are staffed 24/7 by at least 15 firefighters and fire officers.

The Bureau also maintains a fleet of boats; water rescue related tools and equipment, as well as highly trained staff. These resources provide advanced capabilities to deal with incidents on the Susquehanna River and its islands, as well as the small lakes and streams that are contained within the borders of the City. The water craft are also deployed to assist stranded motorists during street flooding events.

The Bureau of Fire, by providing effective emergency medical services, has fostered a close working relationship with Pinnacle Health's Community LifeTeam to assist in providing prompt EMS care to the citizens and visitors to our City. All Bureau of Fire apparatus is equipped with Automated External Defibrillators (AED's) and is able to provide prompt response. All new Fire Bureau recruits are required to maintain EMT status for the duration of their employment.

The Bureau of Fire is proactive in teaching fire prevention and preventing fires and other emergencies before they occur. The Fire Prevention Officer interacts on a daily basis with schools, daycares, and businesses to provide quality fire prevention materials and training. The Fire Inspector conducts fire inspections for the vast array of businesses in the City by taking a proactive approach. The Fire Inspector also initiates inspections from complaints received from residents and business owners, and works collectively with the Bureau of Codes to successfully mitigate hazardous conditions.

The Bureau of Fire is also responsible for effectively running the City's Emergency Operations Center during natural and man-made disasters, coordinating and running the Rescue 1 program, providing manpower for the PA Urban Search and Rescue Task Force, administering the Juvenile Fire Setter Intervention Program, maintaining an active role in the South Central PA Counter Terrorism Task Force, actively participating with the Dauphin County Hazardous Materials Response Team, as well as many other required and fiduciary responsibilities.

# BUREAU OF FIRE

## EXPENDITURE ANALYSIS DETAIL 2019 APPROVED BUDGET

General Fund

0151 Fire

### Allocation Plan

### Position Control

<i>PERSONNEL</i>	2018 Adopted	2019 Approved	<i>JOB CLASSIFICATION</i>	2018 Adopted	2019 Approved	2018 Adopted	2019 Approved
Salaries-Mgmt	302,923	314,636		1	1	91,316	94,795
Salaries-BU	5,120,485	5,267,113	Senior Deputy Chief	1	1	83,706	86,895
Overtime	675,000	675,000	Deputy Chief	1	1	79,901	82,946
Premium	355,000	355,000	Administrative Assistant I	1	1	48,000	50,000
Fringe Benefits	100,376	102,783					
Miscellaneous	1,261,223	1,221,233					
<b>TOTAL</b>	<b>7,815,007</b>	<b>7,935,765</b>	<b>Total Management</b>	<b>4</b>	<b>4</b>	<b>302,923</b>	<b>314,636</b>
<i>SERVICES</i>			Battalion Chief	4	4	304,386	315,667
Communications	2,000	2,000	Captain	4	4	290,791	302,997
Professional Services	43,000	27,500	Lieutenant	8	8	562,652	585,843
Utilities	37,000	34,500	Firefighter Driver/Operator	50	50	3,157,623	3,244,409
Insurance	0	0	Firefighter I	4	4	212,908	204,549
Rentals	0	0	Firefighter-Probationary	12	12	592,125	613,648
Maintenance & Repairs	193,800	205,500	Reallocation				
Contracted Services	103,850	101,850					
<b>TOTAL</b>	<b>379,650</b>	<b>371,350</b>	<b>Total Bargaining Unit</b>	<b>82</b>	<b>82</b>	<b>5,120,485</b>	<b>5,267,113</b>
<i>SUPPLIES</i>			Overtime			675,000	675,000
Supplies	210,750	222,250	Premium			355,000	355,000
Minor Capital Equipment	85,000	81,500	FICA			100,376	102,783
<b>TOTAL</b>	<b>295,750</b>	<b>303,750</b>	Total Fringe Benefits			100,376	102,783
<i>OTHER</i>			Severance Pay			110,000	110,000
	1,630,000	275,000	College Credits			10,000	10,000
<b>TOTAL APPROPRIATION</b>	<b>10,120,407</b>	<b>8,885,865</b>	Medicare - Part B			85,000	85,000
			Sick Leave Buy-Back			150,000	150,000
			Hearing Aids			500	500
			Fire Pension Plan			535,723	495,733
			Clothing Allowance			85,000	85,000
			Clothing Maint.			10,000	10,000
			Loss Time & Med			275,000	275,000
			Concessions			0	0
			<b>Total Miscellaneous</b>			<b>1,261,223</b>	<b>1,221,233</b>
			<b>TOTAL</b>	<b>86</b>	<b>86</b>	<b>7,815,007</b>	<b>7,935,765</b>



PUBLIC SAFETY

FIRE - 0151

EMPLOYEE	POSITION	ANNIV. / D.O.H.	2018 END OF YR SALARY	2019 GRADE/STEP INCREASE	2019 ANNUAL INCREASE	2019 LONG.	2019 SALARY	2019 LUMP SUM	FICA	FRINGE BENEFITS	TOTAL
	FIREFIGHTER DRIVER/OPERATOR	3 24 2014	\$ 58,356.80	1,167.14	1,190.48	0.00	60,714.41	0.00	881.00	0.00	61,595.41
	FIREFIGHTER DRIVER/OPERATOR	3 24 2014	\$ 58,356.80	1,167.14	1,190.48	0.00	60,714.41	0.00	881.00	0.00	61,595.41
	FIREFIGHTER DRIVER/OPERATOR	3 16 2015	\$ 58,356.80	1,167.14	1,190.48	0.00	60,714.41	0.00	881.00	0.00	61,595.41
	FIREFIGHTER DRIVER/OPERATOR	3 16 2015	\$ 58,356.80	1,167.14	1,190.48	0.00	60,714.41	0.00	881.00	0.00	61,595.41
	FIREFIGHTER DRIVER/OPERATOR	3 16 2015	\$ 58,356.80	1,167.14	1,190.48	0.00	60,714.41	0.00	881.00	0.00	61,595.41
<b>VACANT</b>	<b>POSITION</b>	<b>3 24 2014</b>	<b>\$ 53,542.04</b>	<b>2,163.10</b>	<b>1,114.10</b>	<b>0.00</b>	<b>56,819.24</b>	<b>0.00</b>	<b>824.00</b>	<b>0.00</b>	<b>57,643.24</b>
	FIREFIGHTER - TRAINEE	1 30 2017	\$ 49,151.59	983.03	1,002.69	0.00	51,137.32	0.00	742.00	0.00	51,879.32
	FIREFIGHTER - TRAINEE	1 30 2017	\$ 49,151.59	983.03	1,002.69	0.00	51,137.32	0.00	742.00	0.00	51,879.32
	FIREFIGHTER - TRAINEE	1 30 2017	\$ 49,151.59	983.03	1,002.69	0.00	51,137.32	0.00	742.00	0.00	51,879.32
	FIREFIGHTER - TRAINEE	1 30 2017	\$ 49,151.59	983.03	1,002.69	0.00	51,137.32	0.00	742.00	0.00	51,879.32
	FIREFIGHTER - TRAINEE	3 6 2018	\$ 46,420.95	3,713.67	1,002.69	0.00	51,137.32	0.00	742.00	0.00	51,879.32
	FIREFIGHTER - PROBATIONARY	3 6 2018	\$ 46,420.95	3,713.67	1,002.69	0.00	51,137.32	0.00	742.00	0.00	51,879.32
	FIREFIGHTER - PROBATIONARY	1 30 2017	\$ 49,151.59	983.03	1,002.69	0.00	51,137.32	0.00	742.00	0.00	51,879.32
	FIREFIGHTER - PROBATIONARY	3 6 2018	\$ 46,420.95	3,713.67	1,002.69	0.00	51,137.32	0.00	742.00	0.00	51,879.32
	FIREFIGHTER - PROBATIONARY	3 6 2018	\$ 46,420.95	3,713.67	1,002.69	0.00	51,137.32	0.00	742.00	0.00	51,879.32
	FIREFIGHTER - PROBATIONARY	1 30 2017	\$ 49,151.59	983.03	1,002.69	0.00	51,137.32	0.00	742.00	0.00	51,879.32
	FIREFIGHTER - PROBATIONARY	3 6 2018	\$ 46,420.95	3,713.67	1,002.69	0.00	51,137.32	0.00	742.00	0.00	51,879.32
	FIREFIGHTER - PROBATIONARY	3 6 2018	\$ 46,420.95	3,713.67	1,002.69	0.00	51,137.32	0.00	742.00	0.00	51,879.32
	FIREFIGHTER - PROBATIONARY	1 30 2017	\$ 49,151.59	983.03	1,002.69	0.00	51,137.32	0.00	742.00	0.00	51,879.32
	FIREFIGHTER - PROBATIONARY	1 30 2017	\$ 49,151.59	983.03	1,002.69	0.00	51,137.32	0.00	742.00	0.00	51,879.32
	FIREFIGHTER - PROBATIONARY	3 6 2018	\$ 46,420.95	3,713.67	1,002.69	0.00	51,137.32	0.00	742.00	0.00	51,879.32
	FIREFIGHTER - PROBATIONARY	1 30 2017	\$ 49,151.59	983.03	1,002.69	0.00	51,137.32	0.00	742.00	0.00	51,879.32
	FIREFIGHTER - PROBATIONARY	1 30 2017	\$ 49,151.59	983.03	1,002.69	0.00	51,137.32	0.00	742.00	0.00	51,879.32
82.00	BARGAINING UNIT TOTALS		4,702,697.92	125,796.25	96,569.88	342,048.89	5,267,112.95	0.00	76,415.00	0.00	5,343,527.95
86.00	TOTAL		5,005,620.91	127,796.25	106,282.93	342,048.89	5,581,748.95	0.00	84,078.00	0.00	5,665,826.95
<b>OVERTIME</b>							<b>675,000.00</b>	0.00	9,787.50	0.00	684,787.50
<b>PREMIUM TIME</b>							<b>355,000.00</b>	0.00	5,147.50	0.00	360,147.50
<b>SICK-LEAVE BUY BACK</b>							<b>150,000.00</b>	0.00	2,175.50	0.00	152,175.50
<b>SUBTOTAL-SALARIES/WAGES</b>							<b>6,761,748.95</b>	<b>0.00</b>	<b>101,188.50</b>	<b>0.00</b>	<b>6,862,937.45</b>
<b>SEVERANCE PAY</b>							<b>110,000.00</b>	0.00	1,595.00	0.00	111,595.00
<b>MEDICARE-PART B</b>							<b>85,000.00</b>	0.00	0.00	0.00	85,000.00
<b>LOSS TIME &amp; MED</b>							<b>275,000.00</b>	0.00	0.00	0.00	275,000.00
<b>FIRE PENSION PLAN</b>							<b>495,733.37</b>	0.00	0.00	0.00	495,733.37
<b>HEARING AID-FIR</b>							<b>500.00</b>	0.00	0.00	0.00	500.00
<b>CLOTHING ALLOWANCE</b>							<b>85,000.00</b>	0.00	0.00	0.00	85,000.00
<b>CLOTHING MAINT ALLOWANCE</b>							<b>10,000.00</b>	0.00	0.00	0.00	10,000.00
<b>COLLEGE CREDITS</b>							<b>10,000.00</b>	0.00	0.00	0.00	10,000.00
<b>TOTAL SALARIES, LUMP SUM, OVERTIME, FICA AND FRINGE BENEFITS</b>							<b>7,822,982.31</b>	<b>0.00</b>	<b>102,782.50</b>	<b>0.00</b>	<b>7,935,765.81</b>



# 2019 Approved Budget

## Expenditure Line Item

### BUDGET UNIT: 01040151 BUREAU OF FIRE

Account	2016 Actual	2017 Actual	2018 Actual YTD (12/31)	2018 Adopted Budget	2019 Approved Budget
414000 SALARIES & WAGES	\$4,668,327	\$5,057,782	\$5,231,273	\$5,423,408	\$5,581,749
416000 OVERTIME	\$865,806	\$935,349	\$701,078	\$675,000	\$675,000
416001 PREMIUM	\$303,953	\$325,112	\$350,730	\$355,000	\$355,000
417000 SICK LEAVE/VACAT BUY-BACK	\$131,066	\$149,159	\$166,539	\$150,000	\$150,000
<b>414100 SALARIES/WAGES</b>	<b>\$5,969,152</b>	<b>\$6,467,402</b>	<b>\$6,449,620</b>	<b>\$6,603,408</b>	<b>\$6,761,749</b>
419001 SOCIAL SECURITY	\$87,410	\$95,579	\$94,338	\$100,376	\$102,783
419005 SEVERANCE PAY	\$36,604	\$112,987	\$10,475	\$110,000	\$110,000
419007 MEDICARE - PART B	\$68,206	\$80,190	\$80,391	\$85,000	\$85,000
419012 LOSS TIME & MED	\$177,477	\$274,417	\$196,026	\$275,000	\$275,000
419023 FIRE PENSION PLAN B	\$280,858	\$327,146	\$535,723	\$535,723	\$495,733
419027 HEARING AID -FIRE	\$0	\$0	\$0	\$500	\$500
419028 CLOTHING ALLOWANCE	\$75,363	\$82,372	\$84,185	\$85,000	\$85,000
419029 CLOTHING MAINT ALLOWANCE	\$4,834	\$4,739	\$4,715	\$10,000	\$10,000
419049 COLLEGE CREDITS	\$7,388	\$7,684	\$9,384	\$10,000	\$10,000
<b>419100 FRINGE BENEFITS</b>	<b>\$738,139</b>	<b>\$985,114</b>	<b>\$1,015,237</b>	<b>\$1,211,598</b>	<b>\$1,174,016</b>
<b>419995 PERSONNEL</b>	<b>\$6,707,291</b>	<b>\$7,452,516</b>	<b>\$7,464,857</b>	<b>\$7,815,007</b>	<b>\$7,935,765</b>
420010 ADVERTISING	\$1,617	\$1,994	\$897	\$2,000	\$2,000
420040 TELEPHONE	\$10,216	\$10,766	\$0	\$0	\$0
420041 E-MAIL/INTERNET	\$5,158	\$5,049	\$0	\$0	\$0
420050 POSTAGE	\$1,366	\$311	\$0	\$0	\$0
<b>420100 COMMUNICATIONS</b>	<b>\$18,357</b>	<b>\$18,120</b>	<b>\$897</b>	<b>\$2,000</b>	<b>\$2,000</b>
421016 MEDICAL/PSYCHOLOGICAL EXA	\$0	\$2,100	\$1,050	\$3,000	\$2,500
421050 OTHER PROFESSIONAL FEES	\$0	\$0	\$9,494	\$0	\$0
421070 ARBITRATION	\$41,990	\$6,811	\$13,441	\$40,000	\$25,000
<b>421100 PROFESSIONAL SRVC</b>	<b>\$41,990</b>	<b>\$8,911</b>	<b>\$23,985</b>	<b>\$43,000</b>	<b>\$27,500</b>
422000 SEWERAGE	\$2,188	\$2,541	\$2,391	\$4,000	\$4,000
422010 WATER	\$6,534	\$7,820	\$7,952	\$7,500	\$10,000
422030 HEAT	\$10,725	\$11,296	\$14,492	\$25,000	\$20,000
422080 SEWERAGE MAINT CHARGES	\$329	\$381	\$358	\$500	\$500
<b>422100 UTILITIES &amp; SRVC</b>	<b>\$19,776</b>	<b>\$22,036</b>	<b>\$25,192</b>	<b>\$37,000</b>	<b>\$34,500</b>
425000 OFFICE EQUIPMENT	\$2,033	\$402	\$259	\$800	\$1,000
425010 VEHICULAR EQUIPMENT	\$472	\$144,467	\$304,130	\$140,000	\$140,000
425030 BUILDING MAINT	\$26,917	\$73,425	\$67,159	\$30,000	\$40,000
425050 COMMUNICATIONS EQUIPMENT	\$2,570	\$7,168	\$6,738	\$8,500	\$8,500
425060 OPERATIONS EQUIPMENT	\$7,602	\$7,693	\$9,535	\$10,000	\$10,000
425090 MAINT SERV CONTRACT	\$4,009	\$3,258	\$3,855	\$4,500	\$6,000
<b>425100 MAINT &amp; REPAIRS</b>	<b>\$43,603</b>	<b>\$236,413</b>	<b>\$391,676</b>	<b>\$193,800</b>	<b>\$205,500</b>
429001 TUITION/TRAINING	\$107,893	\$69,773	\$86,013	\$85,000	\$85,000
429009 ADMIN/TRUSTEE FEE	\$305	\$213	\$152	\$350	\$350
429016 CONFERENCES	\$0	\$3,745	\$0	\$2,500	\$3,500
429017 MEMBERSHIPS	\$759	\$929	\$1,000	\$1,000	\$3,000
429090 MISC CONTRACTED SRVCS	\$0	\$3,867	\$1,447	\$15,000	\$10,000
<b>429100 CONTRACTED SRVC</b>	<b>\$108,957</b>	<b>\$78,527</b>	<b>\$88,613</b>	<b>\$103,850</b>	<b>\$101,850</b>
<b>429995 SERVICES</b>	<b>\$232,683</b>	<b>\$364,008</b>	<b>\$530,363</b>	<b>\$379,650</b>	<b>\$371,350</b>
430001 EDUCATIONAL	\$5,838	\$4,843	\$10,907	\$7,500	\$15,000
430002 SOFTWARE	\$4,865	\$4,865	\$5,837	\$5,000	\$9,000
430008 DATA PROCESSING	\$0	\$0	\$0	\$500	\$500
430009 OFFICE	\$0	\$2,095	\$4,384	\$4,500	\$4,500

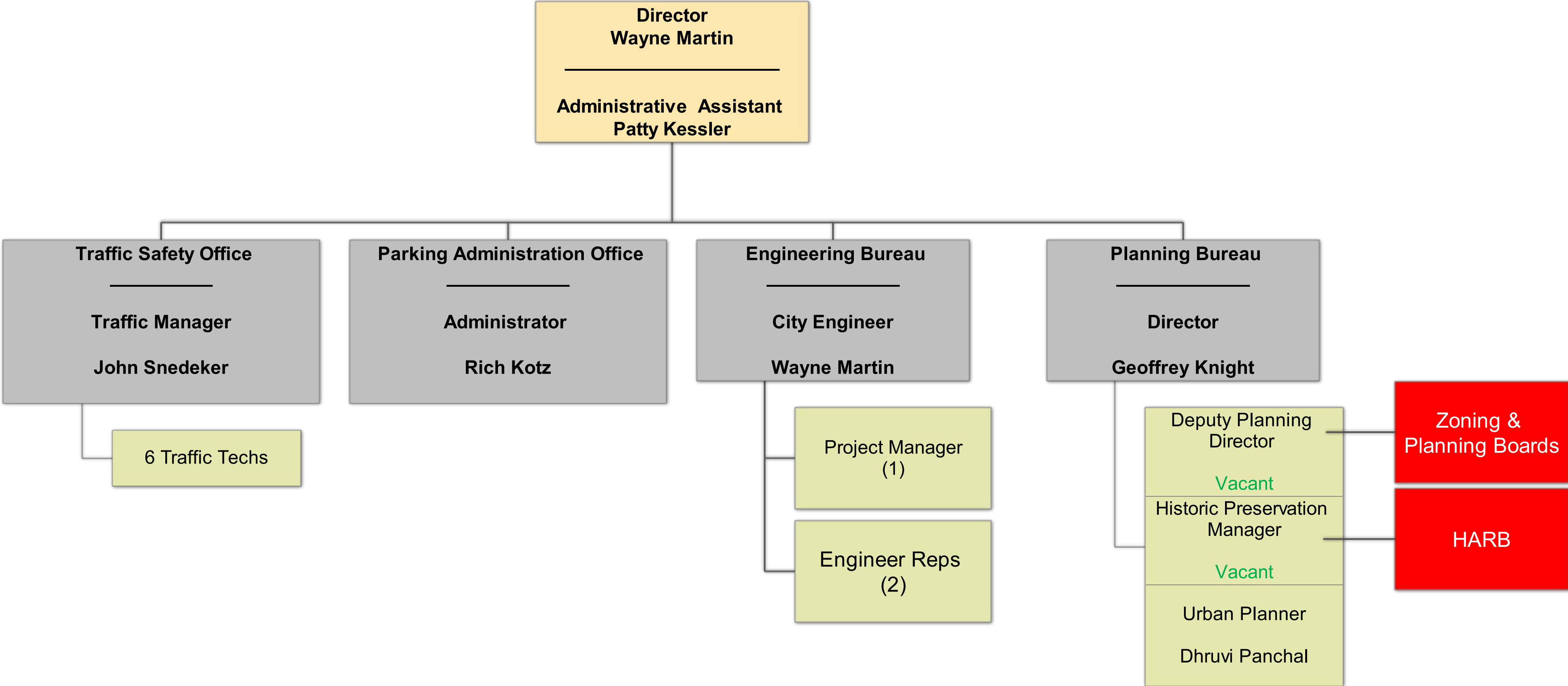
# 2019 Approved Budget

## Expenditure Line Item

### BUDGET UNIT: 01040151 BUREAU OF FIRE

Account	2016 Actual	2017 Actual	2018 Actual YTD (12/31)	2018 Adopted Budget	2019 Approved Budget
430011 CUSTODIAL	\$3,366	\$6,152	\$9,524	\$9,000	\$9,000
430012 PERSONAL SAFETY	\$9,890	\$5,315	\$9,473	\$10,000	\$10,000
430013 FIREFIGHTING	\$16,393	\$10,206	\$15,828	\$17,500	\$17,500
430014 WEARING APPAREL	\$48,755	\$56,043	\$49,310	\$52,500	\$57,500
430016 MEDICAL/LAB	\$0	\$0	\$0	\$250	\$250
430020 FIRE HEALTH AND SAFETY	\$3,633	\$3,918	\$3,853	\$4,000	\$4,000
430029 BLDG MAINT SUPPLIES	\$10,973	\$22,547	\$19,755	\$25,000	\$25,000
430042 TOOLS & HARDWARE	\$11,686	\$29,685	\$27,417	\$30,000	\$30,000
430051 TIRES & BATTERIES	\$8,836	\$12,264	\$19,625	\$20,000	\$15,000
430052 VEHICLE PARTS & SUPPLIES	\$171,114	\$23,093	\$12,224	\$25,000	\$25,000
<b>430100 SUPPLIES &amp; EXP</b>	<b>\$295,348</b>	<b>\$181,026</b>	<b>\$188,137</b>	<b>\$210,750</b>	<b>\$222,250</b>
439015 OFFICE EQUIPMENT	\$0	\$1,737	\$0	\$0	\$0
439060 OPERATIONS EQUIPMENT	\$48,328	\$73,991	\$119,170	\$85,000	\$81,500
<b>439100 MINOR CAPITAL</b>	<b>\$48,328</b>	<b>\$75,728</b>	<b>\$119,170</b>	<b>\$85,000</b>	<b>\$81,500</b>
<b>439995 SUPPLIES</b>	<b>\$343,676</b>	<b>\$256,753</b>	<b>\$307,307</b>	<b>\$295,750</b>	<b>\$303,750</b>
452014 SECURITY UPGRADE	\$0	\$0	\$40,231	\$0	\$0
453000 OPERATIONS EQUIPMENT	\$47,520	\$26,164	\$20,890	\$450,000	\$0
<b>450100 CAPITAL OUTLAY</b>	<b>\$47,520</b>	<b>\$26,164</b>	<b>\$61,121</b>	<b>\$450,000</b>	<b>\$0</b>
452008 BUILDING IMPROVEMENTS	\$14,607	\$29,737	\$661,657	\$1,180,000	\$125,000
<b>452100 BUILDING AND STRUCTURES</b>	<b>\$14,607</b>	<b>\$29,737</b>	<b>\$661,657</b>	<b>\$1,180,000</b>	<b>\$125,000</b>
453032 AUTOMOTIVE	\$268,335	\$132,259	\$51,499	\$0	\$0
453049 LEASE PURCHASE	\$80,000	\$0	\$0	\$0	\$150,000
<b>453100 CAPITAL OUTLAY</b>	<b>\$348,334.66</b>	<b>\$132,259.00</b>	<b>\$51,499.29</b>	<b>\$0.00</b>	<b>\$150,000.00</b>
<b>499995 OTHER</b>	<b>\$410,462</b>	<b>\$188,160</b>	<b>\$774,277</b>	<b>\$1,630,000</b>	<b>\$275,000</b>
<b>01040151 FIRE</b>	<b>\$7,694,112</b>	<b>\$8,261,437</b>	<b>\$9,076,804</b>	<b>\$10,120,407</b>	<b>\$8,885,865</b>

DEPARTMENT OF ENGINEERING & DEVELOPMENT



EXPENDITURE ANALYSIS SUMMARY  
2019 APPROVED BUDGET

	2016 Actual	2017 Actual	2018 Actual YTD (12/31)	2018 Adopted Budget	2019 Approved Budget
<b>DEPARTMENT OF ENGINEERING &amp; DEVELOPMENT</b>					
<b><u>0160 BUREAU OF TRAFFIC &amp; ENGINEERING</u></b>					
Personnel	687,708	759,565	783,696	859,940	795,528
Services	1,015,903	1,155,434	1,812,077	1,705,477	727,526
Supplies	391,644	203,877	465,922	417,550	353,165
Other	550,192	1,772,791	870,583	1,730,000	455,947
<b>TOTALS</b>	<b><u>2,645,448</u></b>	<b><u>3,891,668</u></b>	<b><u>3,932,278</u></b>	<b><u>4,712,967</u></b>	<b><u>2,332,166</u></b>
<b><u>0135 BUREAU OF PLANNING</u></b>					
Personnel	85,053	92,516	84,777	200,229	201,435
Services	67,640	58,404	44,332	107,250	98,000
Supplies	1,389	2,903	1,603	6,500	4,000
Other	0	0	0	0	0
<b>TOTALS</b>	<b><u>154,082</u></b>	<b><u>153,824</u></b>	<b><u>130,713</u></b>	<b><u>313,979</u></b>	<b><u>303,435</u></b>
<b>TOTAL DEPARTMENT OF ENGINEERING &amp; DEVELOPMENT</b>					
Personnel	772,762	852,081	868,473	1,060,169	996,963
Services	1,083,543	1,213,839	1,856,409	1,812,727	825,526
Supplies	393,033	206,781	467,525	424,050	357,165
Other	550,192	1,772,791	870,583	1,730,000	455,947
<b>TOTAL EXPENDITURES</b>	<b><u><u>2,799,530</u></u></b>	<b><u><u>4,045,491</u></u></b>	<b><u><u>4,062,991</u></u></b>	<b><u><u>5,026,946</u></u></b>	<b><u><u>2,635,601</u></u></b>

POSITION ANALYSIS SUMMARY  
2019 APPROVED BUDGET

	2016 Actual	2017 Actual	2018 Actual YTD (12/31)	2018 Adopted Budget	2019 Approved Budget
<b>ENGINEERING &amp; DEVELOPMENT</b>					
Traffic & Engineering	12.00	18.00	15.50	15.65	13.00
Planning	<u>2.00</u>	<u>1.00</u>	<u>2.00</u>	<u>3.40</u>	<u>3.40</u>
TOTAL POSITIONS	14.00	19.00	17.50	19.05	16.40

## BUREAU OF TRAFFIC & ENGINEERING

The Bureau of Traffic and Engineering, headed by the City Engineer, provides professional engineering services for the maintenance of City streets and utility systems. The Office also ensures the construction of City streets and utility systems are in accordance with City ordinance, state laws, and sound engineering practices. This office also maintains signalized intersections, streetlight repair, and the installation of all traffic control signs as well as the City's GIS System and manages capital improvement projects for the City.

EXPENDITURE ANALYSIS DETAIL  
2019 APPROVED BUDGET

General Fund

0160 Office of Traffic & Engineering

### Allocation Plan

### Position Control

<i><b>PERSONNEL</b></i>	<b>2018 Adopted</b>	<b>2019 Approved</b>	<i><b>JOB CLASSIFICATION</b></i>	<b>2018 Adopted</b>	<b>2019 Approved</b>	<b>2018 Adopted</b>	<b>2019 Approved</b>
Salaries-Mgmt	186,500	275,180	City Engineer	0.75	1.00	67,500	91,350
Salaries-Bargaining Unit	572,323	428,809	Facilities Manager	0.75	0.00	43,500	0
Overtime	40,000	35,000	Traffic Signal & Streetlight Mng.	1	1	62,000	62,930
Fringe Benefits	61,117	56,539	Public Works Director	0.15	0.00	13,500	0
			Project Manager	0.00	1.00	0	60,000
<b>TOTAL</b>	<b>859,940</b>	<b>795,528</b>	Administrator for Parking	0.00	1.00	0	60,900
<i><b>SERVICES</b></i>			<b>Total Management</b>	<b>2.65</b>	<b>4.00</b>	<b>186,500</b>	<b>275,180</b>
Communications	4,527	5,026	Laborer II	4	0	149,666	0
Professional Services	903,000	123,000	Engineer's Representative I	1	2	47,221	97,897
Utilities	426,500	412,000	Engineer's Representative IV	1	0	53,744	0
Insurance	0	0	Administrative Assistant I	1	1	43,168	43,600
Rentals	44,000	12,000	Traffic Engineering Technician I	4	2	177,430	91,002
Maintenance & Repairs	301,500	146,000	Traffic Engineering Technician II	0	2	0	91,002
Contracted Services	25,950	29,500	Traffic Engineering Technician III	2	0	101,094	0
			Traffic Engineering Technician V	0	2	0	105,308
<b>TOTAL</b>	<b>1,705,477</b>	<b>727,526</b>	Reallocation			0	
<i><b>SUPPLIES</b></i>			<b>Total Bargaining Unit</b>	<b>13</b>	<b>9</b>	<b>572,323</b>	<b>428,809</b>
Supplies	414,550	350,165	Overtime			40,000	35,000
Minor Capital Equipment	3,000	3,000	FICA			61,117	56,539
			Concessions			0	0
<b>TOTAL</b>	<b>417,550</b>	<b>353,165</b>	<b>Total Fringe Benefits</b>			<b>61,117</b>	<b>56,539</b>
<i><b>OTHER</b></i>	1,730,000	455,947	<b>TOTAL</b>	<b>16</b>	<b>13.00</b>	<b>859,940</b>	<b>795,528</b>
<b>TOTAL APPROPRIATION</b>	<b>4,712,967</b>	<b>2,332,166</b>					

DEPARTMENT OF ENGINEERING & DEVELOPMENT

Bureau of Traffic & Engineering - 0160

EMPLOYEE	POSITION	ANNIV. / D.O.B.	2018 END OF YR SALARY	2019 GRADE/STEP INCREASE	2019 ANNUAL INCREASE	2019 LONG.	2019 SALARY	2019 LUMP SUM	FICA	FRINGE BENEFITS	TOTAL
	CITY ENGINEER	5 19 2014	\$ 67,500.00	22,500.00	1,350.00	0.00	91,350.00	0.00	6,989.00	0.00	98,339.00
<b>NEW</b>	<b>POSITION</b>	<b>1 1 2019</b>	<b>\$ -</b>	<b>0.00</b>	<b>0.00</b>	<b>0.00</b>	<b>60,000.00</b>	<b>0.00</b>	<b>4,590.00</b>	<b>0.00</b>	<b>64,590.00</b>
	TRAFFIC SIGNAL AND STREETLIGHT MANAGER	3 28 2016	\$ 62,000.00	0.00	930.00	0.00	62,930.00	0.00	4,815.00	0.00	67,745.00
	ADMINISTRATOR FOR PARKING	7 1 2015	\$ 60,000.00	0.00	900.00	0.00	60,900.00	0.00	4,659.00	0.00	65,559.00
4.00	MANAGEMENT TOTALS		189,500.00	22,500.00	3,180.00	0.00	275,180.00	0.00	21,053.00	0.00	296,233.00
	ENGINEER'S REPRESENTATIVE I	7 31 1995	\$ 46,523.49	4,587.04	511.11	774.32	52,396.00	0.00	4,009.00	0.00	56,405.00
	ENGINEER'S REPRESENTATIVE I	5 29 2018	\$ 37,114.80	7,935.84	450.51	0.00	45,501.00	0.00	3,481.00	0.00	48,982.00
	ADMINISTRATIVE ASSISTANT I	6 23 1980	\$ 42,321.65	0.00	423.22	854.90	43,600.00	0.00	3,336.00	0.00	46,936.00
	TRAFFIC ENGINEERING TECHNICIAN I	9 5 2017	\$ 41,065.42	3,985.22	450.51	0.00	45,501.00	0.00	3,481.00	0.00	48,982.00
	TRAFFIC ENGINEERING TECHNICIAN II	5 8 2017	\$ 43,664.47	1,386.17	450.51	0.00	45,501.00	0.00	3,481.00	0.00	48,982.00
	TRAFFIC ENGINEERING TECHNICIAN II	6 15 2015	\$ 45,050.64	0.00	450.51	0.00	45,501.00	0.00	3,481.00	0.00	48,982.00
	TRAFFIC ENGINEERING TECHNICIAN I	7 28 2014	\$ 42,321.65	2,728.99	450.51	0.00	45,501.00	0.00	3,481.00	0.00	48,982.00
<b>VACANT</b>	<b>POSITION</b>	<b>7 6 1987</b>	<b>\$ 51,110.53</b>	<b>0.00</b>	<b>511.11</b>	<b>1,032.43</b>	<b>52,654.00</b>	<b>0.00</b>	<b>4,029.00</b>	<b>0.00</b>	<b>56,683.00</b>
	TRAFFIC ENGINEERING TECHNICIAN IV	8 27 1990	\$ 51,110.53	0.00	511.11	1,032.43	52,654.00	0.00	4,029.00	0.00	56,683.00
9.00	BARGAINING UNIT TOTALS		547,737.41	20,623.26	4,209.06	3,694.09	428,809.00	0.00	32,808.00	0.00	461,617.00
13.00	TOTAL		737,237.41	43,123.26	7,389.06	3,694.09	703,989.00	0.00	53,861.00	0.00	757,850.00
	OVERTIME						35,000.00	0.00	2,678.00	0.00	37,678.00
	<b>TOTAL SALARIES, LUMP SUM, OVERTIME, FICA AND FRINGE BENEFITS</b>						<b>738,989.00</b>	<b>0.00</b>	<b>56,539.00</b>	<b>0.00</b>	<b>795,528.00</b>

NOTE: MEDICAL, SEVERANCE, UNEMPLOYMENT COMPENSATION, AND WORKERS COMPENSATION COSTS ARE REFLECTED IN GENERAL EXPENSES (0188).

# 2019 Approved Budget

## Expenditure Line Item

### BUDGET UNIT: 01060160 OFFICE OF TRAFFIC AND ENGINEERING

Account	2016 Actual	2017 Actual	2018 Actual YTD (12/31)	2018 Adopted Budget	2019 Approved Budget
414000 SALARIES & WAGES	\$607,394	\$664,442	\$679,364	\$758,823	\$703,989
416000 OVERTIME	\$32,948	\$42,263	\$49,582	\$40,000	\$35,000
<b>414100 SALARIES/WAGES</b>	<b>\$640,342</b>	<b>\$706,706</b>	<b>\$728,946</b>	<b>\$798,823</b>	<b>\$738,989</b>
419001 SOCIAL SECURITY	\$47,366	\$52,860	\$54,751	\$61,117	\$56,539
<b>419100 FRINGE BENEFITS</b>	<b>\$47,366</b>	<b>\$52,860</b>	<b>\$54,751</b>	<b>\$61,117</b>	<b>\$56,539</b>
<b>419995 PERSONNEL</b>	<b>\$687,708</b>	<b>\$759,565</b>	<b>\$783,696</b>	<b>\$859,940</b>	<b>\$795,528</b>
420010 ADVERTISING	\$0	\$568	\$855	\$1,000	\$1,500
420040 TELEPHONE	\$3,185	\$4,059	\$1,144	\$3,527	\$3,526
420050 POSTAGE	\$181	\$81	\$44	\$0	\$0
<b>420100 COMMUNICATIONS</b>	<b>\$3,366</b>	<b>\$4,708</b>	<b>\$2,044</b>	<b>\$4,527</b>	<b>\$5,026</b>
421030 CONSULTING	\$5,064	\$98,716	\$168,236	\$25,000	\$83,000
421050 OTHER PROFESSIONAL FEES	\$325,806	\$383,790	\$977,905	\$878,000	\$40,000
<b>421100 PROFESSIONAL SRVC</b>	<b>\$330,870</b>	<b>\$482,506</b>	<b>\$1,146,141</b>	<b>\$903,000</b>	<b>\$123,000</b>
422000 SEWERAGE	\$5,376	\$6,019	\$7,012	\$5,500	\$6,000
422010 WATER	\$19,647	\$20,031	\$22,939	\$20,000	\$20,000
422020 ELECTRICITY	\$358,196	\$232,977	\$184,225	\$250,000	\$210,000
422030 HEAT	\$61,741	\$105,533	\$102,473	\$150,000	\$125,000
422060 POWER-STREET LIGHTS	\$0	\$0	\$50,000	\$0	\$50,000
422080 SEWERAGE MAINT CHARGES	\$807	\$901	\$1,050	\$1,000	\$1,000
<b>422100 UTILITIES &amp; SRVC</b>	<b>\$445,768</b>	<b>\$365,460</b>	<b>\$367,698</b>	<b>\$426,500</b>	<b>\$412,000</b>
424060 OTHER RENTALS	\$13,223	\$0	\$4,655	\$44,000	\$12,000
<b>424100 RENTALS</b>	<b>\$13,223</b>	<b>\$0</b>	<b>\$4,655</b>	<b>\$44,000</b>	<b>\$12,000</b>
425020 TRAFFIC CONTROL/RESP.MAIN	\$0	\$82,670	\$128,558	\$130,000	\$130,000
425021 STREET LIGHTS	\$0	\$0	\$1,765	\$15,000	\$15,000
425030 BUILDING MAINT	\$166,885	\$73,908	\$29,956	\$39,000	\$0
425031 POOLS/RECREATIONAL EQUIP	\$1,767	\$0	\$0	\$0	\$0
425090 MAINT SERV CONTRACT	\$53,332	\$132,776	\$98,726	\$107,500	\$0
425099 OTHER CONT MAINT	\$0	\$0	\$7,693	\$10,000	\$1,000
<b>425100 MAINT &amp; REPAIRS</b>	<b>\$221,983</b>	<b>\$289,355</b>	<b>\$266,697</b>	<b>\$301,500</b>	<b>\$146,000</b>
429001 TUITION/TRAINING	\$643	\$9,320	\$24,416	\$25,450	\$28,000
429018 PERMITS	\$50	\$86	\$340	\$500	\$500
429090 MISC CONTRACTED SRVCS	\$0	\$4,000	\$86	\$0	\$1,000
<b>429100 CONTRACTED SRVC</b>	<b>\$693</b>	<b>\$13,406</b>	<b>\$24,842</b>	<b>\$25,950</b>	<b>\$29,500</b>
<b>429995 SERVICES</b>	<b>\$1,015,903</b>	<b>\$1,155,434</b>	<b>\$1,812,077</b>	<b>\$1,705,477</b>	<b>\$727,526</b>
430002 SOFTWARE	\$2,738	\$12,938	\$38,303	\$35,050	\$31,300
430009 OFFICE	\$1,066	\$973	\$2,552	\$2,500	\$2,500
430011 CUSTODIAL	\$10,136	\$16,524	\$11,605	\$10,000	\$0
430013 FIREFIGHTING	\$275	\$0	\$936	\$1,000	\$0
430014 WEARING APPAREL	\$491	\$2,033	\$947	\$3,000	\$2,500
430029 BLDG MAINT SUPPLIES	\$1,335	\$8,669	\$17,572	\$13,000	\$0
430033 STREET SIGN	\$9,968	\$28,087	\$19,998	\$20,000	\$25,000
430034 TRAFFIC CONTROL	\$331,104	\$82,710	\$198,481	\$200,000	\$105,000
430042 TOOLS & HARDWARE	\$0	\$3,516	\$6,276	\$13,000	\$10,000
430055 MECH EQUIP PARTS	\$4,317	\$2,055	\$1,862	\$2,500	\$1,000
430056 STREET LIGHTS	\$25,937	\$32,424	\$162,979	\$112,000	\$172,865
430099 MISC SUPPLIES AND EXP	\$2,439	\$2,267	\$2,539	\$2,500	\$0
<b>430100 SUPPLIES &amp; EXP</b>	<b>\$389,806</b>	<b>\$192,196</b>	<b>\$464,051</b>	<b>\$414,550</b>	<b>\$350,165</b>
439015 OFFICE EQUIPMENT	\$1,838	\$11,682	\$1,871	\$3,000	\$3,000



# 2019 Approved Budget

## Expenditure Line Item

### BUDGET UNIT: 01060160 OFFICE OF TRAFFIC AND ENGINEERING

Account	2016 Actual	2017 Actual	2018 Actual YTD (12/31)	2018 Adopted Budget	2019 Approved Budget
<b>439100 MINOR CAPITAL</b>	<b>\$1,838</b>	<b>\$11,682</b>	<b>\$1,871</b>	<b>\$3,000</b>	<b>\$3,000</b>
<b>439995 SUPPLIES</b>	<b>\$391,644</b>	<b>\$203,877</b>	<b>\$465,922</b>	<b>\$417,550</b>	<b>\$353,165</b>
452000 BUILDINGS AND STRUCTURES	\$0	\$694,216	\$50,539	\$0	\$0
453000 OPERATIONS EQUIPMENT	\$18,691	\$176,916	\$302,768	\$0	\$0
454022 IMPROVEMENT-SIDEWALK RAMP	\$0	\$8,645	\$0	\$0	\$0
452014 SECURITY UPGRADE	\$0	\$0	\$18,904	\$0	\$0
458030 STREETLIGHTS	\$412,666	\$141,229	\$102,307	\$0	\$0
458060 STREETS AND ROADS	\$118,835	\$322,423	\$155,254	\$1,730,000	\$0
<b>450100 CAPITAL OUTLAY</b>	<b>\$550,192</b>	<b>\$1,343,429</b>	<b>\$629,773</b>	<b>\$1,730,000</b>	<b>\$0</b>
453051 EQUIPMENT-DATA PROCESSING	\$0	\$55,706	\$0	\$0	\$0
453090 OTHER CAPITAL EQUIPMENT	\$0	\$373,655	\$240,810	\$0	\$455,947
<b>453100 CAPITAL OUTLAY</b>	<b>\$0</b>	<b>\$429,362</b>	<b>\$240,810</b>	<b>\$0</b>	<b>\$455,947</b>
<b>499995 OTHER</b>	<b>\$550,192</b>	<b>\$1,772,791</b>	<b>\$870,583</b>	<b>\$1,730,000</b>	<b>\$455,947</b>
<b>01060160 BUREU OF TRAFFIC AND ENGINEERING</b>	<b>\$2,645,448</b>	<b>\$3,891,668</b>	<b>\$3,932,278</b>	<b>\$4,712,967</b>	<b>\$2,332,166</b>

## BUREAU OF PLANNING

The Bureau of Planning promotes development and reinvestment in the City of Harrisburg in order to preserve neighborhoods while fostering economic development. The Planning Bureau reviews development proposals to insure that new development is consistent with the City's Comprehensive Plan as well as the Zoning Code and the Subdivision and Land Development Code. The Planning Bureau provides staff support to three citizen land use boards: the Harrisburg Planning Commission, the Zoning Hearing Board, and the Harrisburg Architectural Review Board (HARB).

In addition to its core responsibilities of current and long-range planning, the Bureau is also the primary contact for Census preparation efforts as well as land development review, architectural compliance, and assistance in the preparation of maps to support planning efforts.

The Planning Bureau's most significant project is the completion of the new Zoning Code for the City of Harrisburg and completion of the Historic District Design and Preservation Guide. The Bureau is also assisting with the completion of a revised City Comprehensive Plan.

---

EXPENDITURE ANALYSIS DETAIL  
2019 APPROVED BUDGET

---

General Fund

0135 Planning

---

**Allocation Plan**

**Position Control**

---

	2018 Adopted	2019 Approved
<b>PERSONNEL</b>		
Salaries-Mgmt	186,000	187,120
Fringe Benefits	14,229	14,315
<b>TOTAL</b>	<b>200,229</b>	<b>201,435</b>
<b>SERVICES</b>		
Communications	16,500	18,000
Professional Services	87,500	77,500
Utilities	0	0
Insurance	0	0
Rentals	0	0
Maintenance & Repairs	0	0
Contracted Services	3,250	2,500
<b>TOTAL</b>	<b>107,250</b>	<b>98,000</b>
<b>SUPPLIES</b>		
Supplies	2,500	2,000
Minor Capital Equipment	4,000	2,000
<b>TOTAL</b>	<b>6,500</b>	<b>4,000</b>
<b>OTHER</b>		
	0	0
<b>TOTAL APPROPRIATION</b>	<b>313,979</b>	<b>303,435</b>

<b>JOB CLASSIFICATION</b>	2018 Adopted	2019 Approved	2018 Adopted	2019 Approved
Director of Planning (80%)	0.80	0.80	52,000	52,520
Deputy Director Pln/Zoning (80%)	0.80	0.80	44,000	44,000
Urban Planner (80%)	0.80	0.80	40,000	40,600
Historic Preservation Manager	1	1	50,000	50,000
<b>Total Management</b>	<b>3.40</b>	<b>3.40</b>	<b>186,000</b>	<b>187,120</b>
FICA			14,229	14,315
Concessions			0	0
<b>Total Fringe Benefits</b>			<b>14,229</b>	<b>14,315</b>
<b>TOTAL</b>	<b>3.40</b>	<b>3.40</b>	<b>200,229</b>	<b>201,435</b>

DEPARTMENT OF ENGINEERING & DEVELOPMENT

PLANNING - 0135

EMPLOYEE	POSITION	ANNIV. / D.O.H.	2018			2019			2019			FRINGE BENEFITS	TOTAL
			END OF YR	GRADE/STEP	ANNUAL	2019	2019	2019	FICA				
			SALARY	INCREASE	INCREASE	LONG.	SALARY	LUMP SUM					
	DIRECTOR OF PLANNING (80%)	12 17 2012	\$ 52,000.00	0.00	520.00	0.00	52,520.00	0.00	4,018.00	0.00	56,538.00		
VACANT	DEPUTY DIRECTOR FOR PLANNING/ ZONING (80%)	6 26 18	\$ 44,000.00	0.00	0.00	0.00	44,000.00	0.00	3,366.00	0.00	47,366.00		
	URBAN PLANNER (80%)	4 23 2018	\$ 40,000.00	0.00	600.00	0.00	40,600.00	0.00	3,106.00	0.00	43,706.00		
VACANT	HISTORIC PRESERVATION MANAGER	1 1 2018	\$ 50,000.00	0.00	0.00	0.00	50,000.00	0.00	3,825.00	0.00	53,825.00		
3.40	MANAGEMENT TOTALS		186,000.00	0.00	1,120.00	0.00	187,120.00	0.00	14,315.00	0.00	201,435.00		
3.40	TOTAL		186,000.00	0.00	1,120.00	0.00	187,120.00	0.00	14,315.00	0.00	201,435.00		
<b>TOTAL SALARIES, OVERTIME, FICA AND FRINGE BENEFITS</b>							<b>187,120.00</b>	<b>0.00</b>	<b>14,315.00</b>	<b>0.00</b>	<b>201,435.00</b>		

NOTE: MEDICAL, SEVERANCE, UNEMPLOYMENT COMPENSATION, AND WORKERS COMPENSATION COSTS ARE REFLECTED IN GENERAL EXPENSES (0188).

\* 20% of salary and FICA are reflected in the Host Fee Fund (2110)

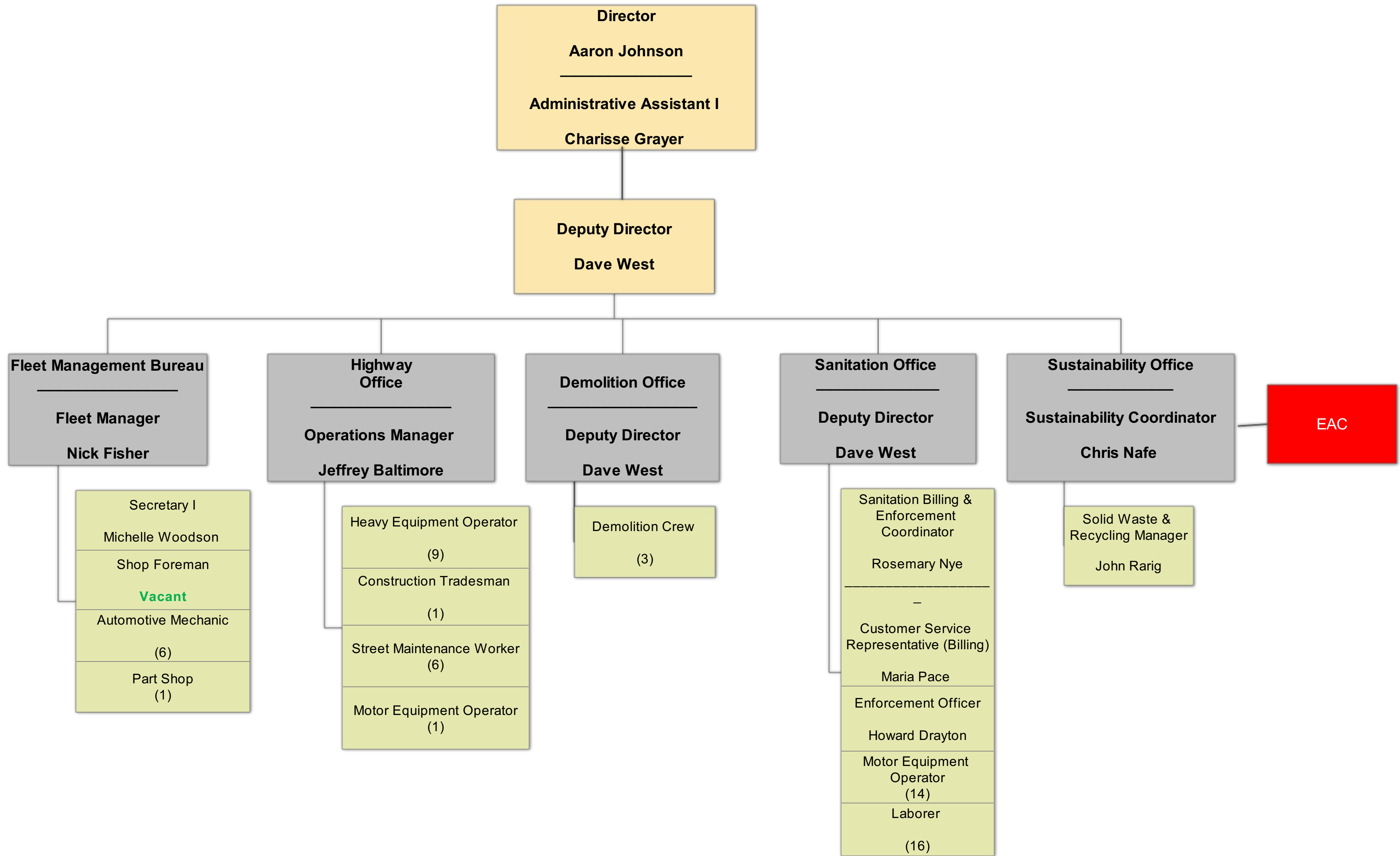
# 2019 Approved Budget

## Expenditure Line Item

### BUDGET UNIT: 01030135 BUREAU OF PLANNING

Account	2016 Actual	2017 Actual	2018 Actual YTD (12/31)	2018 Adopted Budget	2019 Approved Budget
414000 SALARIES & WAGES	\$79,120	\$86,066	\$78,866	\$186,000	\$187,120
<b>414100 SALARIES/WAGES</b>	<b>\$79,120</b>	<b>\$86,066</b>	<b>\$78,866</b>	<b>\$186,000</b>	<b>\$187,120</b>
419001 SOCIAL SECURITY	\$5,933	\$6,450	\$5,912	\$14,229	\$14,315
<b>419100 FRINGE BENEFITS</b>	<b>\$5,933</b>	<b>\$6,450</b>	<b>\$5,912</b>	<b>\$14,229</b>	<b>\$14,315</b>
<b>419995 PERSONNEL</b>	<b>\$85,053</b>	<b>\$92,516</b>	<b>\$84,777</b>	<b>\$200,229</b>	<b>\$201,435</b>
420010 ADVERTISING	\$12,607	\$6,147	\$10,807	\$15,000	\$15,000
420020 PRINTING	\$0	\$2,877	\$506	\$1,500	\$3,000
420050 POSTAGE	\$341	\$67	\$0	\$0	\$0
<b>420100 COMMUNICATIONS</b>	<b>\$12,948</b>	<b>\$9,090</b>	<b>\$11,313</b>	<b>\$16,500</b>	<b>\$18,000</b>
421010 LEGAL	\$26,677	\$26,752	\$30,439	\$35,000	\$35,000
421030 CONSULTING	\$25,000	\$20,000	\$0	\$50,000	\$40,000
421060 STENOGRAPHER	\$2,845	\$1,965	\$2,241	\$2,500	\$2,500
<b>421100 PROFESSIONAL SRVC</b>	<b>\$54,522</b>	<b>\$48,717</b>	<b>\$32,680</b>	<b>\$87,500</b>	<b>\$77,500</b>
424020 WEB/SOFTWARE SERVICES	\$0	\$0	\$180	\$0	\$0
<b>424100 RENTALS</b>	<b>\$0</b>	<b>\$0</b>	<b>\$180</b>	<b>\$0</b>	<b>\$0</b>
429001 TUITION/TRAINING	\$0	\$327	\$0	\$2,500	\$2,500
429009 ADMIN/TRUSTEE FEE	\$30	\$0	\$0	\$0	\$0
429016 CONFERENCES	\$0	\$0	\$0	\$500	\$0
429017 MEMBERSHIPS	\$140	\$270	\$160	\$250	\$0
<b>429100 CONTRACTED SRVC</b>	<b>\$170</b>	<b>\$597</b>	<b>\$160</b>	<b>\$3,250</b>	<b>\$2,500</b>
<b>429995 SERVICES</b>	<b>\$67,640.30</b>	<b>\$58,404.31</b>	<b>\$44,332.21</b>	<b>\$107,250.00</b>	<b>\$98,000.00</b>
430001 EDUCATIONAL	\$0	\$0	\$0	\$1,000	\$500
430009 OFFICE	\$949	\$391	\$0	\$1,500	\$1,500
<b>430100 SUPPLIES &amp; EXP</b>	<b>\$949</b>	<b>\$391</b>	<b>\$0</b>	<b>\$2,500</b>	<b>\$2,000</b>
439015 OFFICE EQUIPMENT	\$440	\$2,512	\$1,603	\$4,000	\$2,000
<b>439100 MINOR CAPITAL</b>	<b>\$440</b>	<b>\$2,512</b>	<b>\$1,603</b>	<b>\$4,000</b>	<b>\$2,000</b>
<b>439995 SUPPLIES</b>	<b>\$1,389</b>	<b>\$2,903</b>	<b>\$1,603</b>	<b>\$6,500</b>	<b>\$4,000</b>
<b>01030135 PLANNING</b>	<b>\$154,082</b>	<b>\$153,824</b>	<b>\$130,713</b>	<b>\$313,979</b>	<b>\$303,435</b>

# DEPARTMENT OF PUBLIC WORKS



EXPENDITURE ANALYSIS SUMMARY  
2019 APPROVED BUDGET

	2016 Actual	2017 Actual	2018 Actual YTD (12/31)	2018 Adopted Budget	2019 Approved Budget
<b>DEPARTMENT OF PUBLIC WORKS</b>					
<b><u>0172 FLEET MANAGEMENT</u></b>					
Personnel	432,930	479,223	465,149	631,060	554,824
Services	218,346	225,028	231,892	396,702	452,527
Supplies	684,428	686,276	871,609	1,078,150	1,028,575
Other	0	19,045	102,308	160,000	320,000
<b>TOTALS</b>	<b><u>1,335,704</u></b>	<b><u>1,409,572</u></b>	<b><u>1,670,957</u></b>	<b><u>2,265,912</u></b>	<b><u>2,355,926</u></b>
<b><u>2562 CITY SERVICES</u></b>					
Personnel	3,839,036	4,583,613	4,765,866	5,248,334	4,524,543
Services	7,974,069	8,140,847	8,075,869	8,682,990	9,471,715
Supplies	290,474	541,394	587,984	729,360	692,000
Other	1,617,165	1,501,981	2,352,837	4,326,993	4,374,956
<b>TOTALS</b>	<b><u>13,720,744</u></b>	<b><u>14,767,836</u></b>	<b><u>15,782,556</u></b>	<b><u>18,987,676</u></b>	<b><u>19,063,214</u></b>
<b>TOTAL DEPARTMENT OF PUBLIC WORKS</b>					
Personnel	4,271,966	5,062,836	5,231,015	5,879,394	5,079,367
Services	8,192,415	8,365,876	8,307,761	9,079,692	9,924,242
Supplies	974,902	1,227,671	1,459,593	1,807,510	1,720,575
Other	1,617,165	1,521,026	2,455,145	4,486,993	4,694,956
<b>TOTAL EXPENDITURES</b>	<b><u><u>15,056,448</u></u></b>	<b><u><u>16,177,408</u></u></b>	<b><u><u>17,453,513</u></u></b>	<b><u><u>21,253,588</u></u></b>	<b><u><u>21,419,140</u></u></b>

POSITION ANALYSIS SUMMARY  
2019 APPROVED BUDGET

	2016 Actual	2017 Actual	2018 Actual YTD (12/31)	2018 Adopted Budget	2019 Approved Budget
PUBLIC WORKS					
Fleet Management	8.00	9.00	5.50	12.15	10.15
City Services	<u>90.00</u>	<u>68.00</u>	<u>67.00</u>	<u>75.25</u>	<u>58.95</u>
TOTAL POSITIONS	98.00	77.00	72.50	87.40	69.10

## BUREAU OF FLEET MANAGEMENT

The Bureau of Fleet Management is responsible for the administration, maintenance, and repair of the City's vehicular equipment fleet. The fleet consists of over 300 vehicles and pieces of equipment ranging from tractor trailers, articulated wheel loaders, fire apparatus, motor cycles and police vehicles, to small equipment such as tractors and lawnmowers.

The administration of the Bureau includes: preparation of the annual budget submission, equipment specifying, titling, licensing, maintaining of state inspection records, surplus disposal, and the scheduled maintenance and repair of all City-owned vehicles. Other associated activities include, but are not limited to, the maintaining of automated reports/records; a parts and supply inventory; a fuels/lubricants management program; and the testing and evaluation of programs, such as alternate fuels, to determine the feasibility of adoption for City operations. The Bureau has also adopted a new program to keep computerized records to help maintain efficiency in the fleet.

### EXPENDITURE ANALYSIS DETAIL 2019 APPROVED BUDGET

General Fund

0172 Vehicle Management

Allocation Plan			Position Control				
PERSONNEL	2018 Adopted	2019 Approved	JOB CLASSIFICATION	2018 Adopted	2019 Approved	2018 Adopted	2019 Approved
Salaries-Mgmt	78,500	75,150	Fleet Manager	1	1	65,000	60,900
Salaries-BU	495,707	428,241	Public Works Director	0.15	0.15	13,500	14,250
Overtime	12,000	12,000					
Fringe Benefits	44,853	39,433	<b>Total Management</b>	<b>1.15</b>	<b>1.15</b>	<b>78,500</b>	<b>75,150</b>
<b>TOTAL</b>	<b>631,060</b>	<b>554,824</b>	Automotive Mechanic I	4	2	166,363	82,952
			Automotive Mechanic IV	4	4	195,666	205,410
<b>SERVICES</b>			Shop Foreman	1	1	49,000	53,217
Communications	500	500	Parts Person II	1	1	45,952	46,411
Professional Services	0	0	Secretary I	1	1	38,726	40,251
Utilities	0	0	Reallocation			0	
Insurance	0	0	<b>Total Bargaining Unit</b>	<b>11</b>	<b>9</b>	<b>495,707</b>	<b>428,241</b>
Rentals	5,752	5,752	Overtime			12,000	12,000
Maintenance & Repairs	378,200	386,110	FICA			44,853	39,433
Contracted Services	12,250	60,165	Concessions			0	0
<b>TOTAL</b>	<b>396,702</b>	<b>452,527</b>	Total Fringe Benefits			44,853	39,433
			<b>TOTAL</b>	<b>12.15</b>	<b>10.15</b>	<b>631,060</b>	<b>554,824</b>
<b>SUPPLIES</b>							
Supplies	1,078,150	1,028,575					
Minor Capital Equipment	0	0					
<b>TOTAL</b>	<b>1,078,150</b>	<b>1,028,575</b>					
<b>OTHER</b>	<b>160,000</b>	<b>320,000</b>					
<b>TOTAL APPROPRIATION</b>	<b>2,265,912</b>	<b>2,355,926</b>					



PUBLIC WORKS

FLEET MANAGEMENT CENTER - 0172

EMPLOYEE	POSITION	ANNIV. / D.O.H.	2018		2019		2019		2019 LONG.	2019 SALARY	2019 LUMP SUM	FICA	FRINGE BENEFITS	TOTAL
			END OF YR	GRADE/STEP	ANNUAL	INCREASE	INCREASE							
	FLEET MANAGER-BUREAU OF VEHICLE MAINTENANCE	1 22	2018	\$ 60,000.00	0.00	900.00	0.00	60,900.00	0.00	60,900.00	0.00	4,659.00	0.00	65,559.00
	DIRECTOR (PUBLIC WORKS) (15%)	9 16	1996	\$ 13,500.00	750.00	0.00	0.00	14,250.00	0.00	14,250.00	0.00	1,091.00	0.00	15,341.00
1.15	MANAGEMENT			73,500.00	750.00	900.00	0.00	75,150.00	0.00	75,150.00	0.00	5,750.00	0.00	80,900.00
	AUTOMOTIVE MECHANIC I	11 2	2015	\$ 41,065.42	0.00	410.65	0.00	41,476.00	0.00	41,476.00	0.00	3,173.00	0.00	44,649.00
	AUTOMOTIVE MECHANIC I	9 26	2016	\$ 41,065.42	(0.00)	410.65	0.00	41,476.00	0.00	41,476.00	0.00	3,173.00	0.00	44,649.00
	AUTOMOTIVE MECHANIC IV	6 5	1989	\$ 51,110.53	0.00	511.11	1,032.43	52,654.00	0.00	52,654.00	0.00	4,029.00	0.00	56,683.00
VACANT	POSITION	4 14	1975	\$ 46,062.86	5,047.66	511.11	1,032.43	52,654.00	0.00	52,654.00	0.00	4,029.00	0.00	56,683.00
VACANT	POSITION	12 11	2017	\$ 39,544.97	10,010.76	495.56	0.00	50,051.00	0.00	50,051.00	0.00	3,829.00	0.00	53,880.00
	AUTOMOTIVE MECHANIC IV	3 5	2018	\$ 46,523.49	3,032.24	495.56	0.00	50,051.00	0.00	50,051.00	0.00	3,829.00	0.00	53,880.00
	SHOP FOREMAN	9 6	2016	\$ 52,690.32	(0.00)	526.90	0.00	53,217.00	0.00	53,217.00	0.00	4,072.00	0.00	57,289.00
	PARTS PERSON II	10 20	1986	\$ 45,050.64	0.00	450.51	910.02	46,411.00	0.00	46,411.00	0.00	3,551.00	0.00	49,962.00
	SECRETARY I	9 26	2016	\$ 39,852.52	0.00	398.53	0.00	40,251.00	0.00	40,251.00	0.00	3,080.00	0.00	43,331.00
9.00	BARGAINING UNIT TOTALS			485,140.34	18,090.66	4,210.57	2,974.89	428,241.00	0.00	428,241.00	0.00	32,765.00	0.00	461,006.00
10.15	TOTAL			558,640.34	18,840.66	5,110.57	2,974.89	503,391.00	0.00	503,391.00	0.00	38,515.00	0.00	541,906.00
	OVERTIME							12,000.00	0.00	12,000.00	0.00	918.00	0.00	12,918.00
	TOTAL SALARIES, LUMP SUM, OVERTIME, FICA AND FRINGE BENEFITS							515,391.00	0.00	515,391.00	0.00	39,433.00	0.00	554,824.00

NOTE: MEDICAL, SEVERANCE, UNEMPLOYMENT COMPENSATION, AND WORKERS COMPENSATION COSTS ARE REFLECTED IN GENERAL EXPENSES (0188).

\* 85% of salary and FICA are reflected in Neighborhood Services (2562).

## 2019 Approved Budget

### Expenditure Line Item

#### BUDGET UNIT: 01060172 BUREAU OF VEHICLE MANAGEMENT

Account	2016 Actual	2017 Actual	2018 Actual YTD (12/31)	2018 Adopted Budget	2019 Approved Budget
414000 SALARIES & WAGES	\$384,250	\$435,243	\$427,013	\$574,207	\$503,391
416000 OVERTIME	\$19,080	\$10,524	\$5,767	\$12,000	\$12,000
<b>414100 SALARIES/WAGES</b>	<b>\$403,330</b>	<b>\$445,766</b>	<b>\$432,781</b>	<b>\$586,207</b>	<b>\$515,391</b>
419001 SOCIAL SECURITY	\$29,601	\$33,456	\$32,368	\$44,853	\$39,433
<b>419100 FRINGE BENEFITS</b>	<b>\$29,601</b>	<b>\$33,456</b>	<b>\$32,368</b>	<b>\$44,853</b>	<b>\$39,433</b>
<b>419995 PERSONNEL</b>	<b>\$432,930</b>	<b>\$479,223</b>	<b>\$465,149</b>	<b>\$631,060</b>	<b>\$554,824</b>
420020 PRINTING	\$237	\$482	\$376	\$500	\$500
420040 TELEPHONE	\$643	\$0	\$0	\$0	\$0
420050 POSTAGE	\$16	\$30	\$0	\$0	\$0
<b>420100 COMMUNICATIONS</b>	<b>\$896</b>	<b>\$512</b>	<b>\$376</b>	<b>\$500</b>	<b>\$500</b>
424050 OFFICE EQUIPMENT	\$1,820	\$1,675	\$1,606	\$1,752	\$1,752
424061 UNIFORM RENTALS	\$2,125	\$3,209	\$4,483	\$4,000	\$4,000
<b>424100 RENTALS</b>	<b>\$3,944</b>	<b>\$4,884</b>	<b>\$6,089</b>	<b>\$5,752</b>	<b>\$5,752</b>
425010 VEHICULAR EQUIPMENT	\$201,320	\$141,451	\$167,495	\$232,500	\$245,500
425015 DAMAGED AUTO BODY REPAIRS	\$0	\$66,025	\$43,049	\$75,000	\$75,000
425030 BUILDING MAINT	\$4,169	\$3,320	\$7,725	\$9,200	\$10,000
425060 OPERATIONS EQUIPMENT	\$3,189	\$673	\$0	\$7,500	\$2,310
425090 MAINT SERV CONTRACT	\$1,280	\$3,433	\$5,526	\$54,000	\$53,300
<b>425100 MAINT &amp; REPAIRS</b>	<b>\$209,958</b>	<b>\$214,902</b>	<b>\$223,795</b>	<b>\$378,200</b>	<b>\$386,110</b>
429001 TUITION/TRAINING	\$0	\$270	\$150	\$5,250	\$4,165
429005 NUISANCE	\$660	\$60	\$0	\$1,000	\$1,000
429060 TOWING	\$2,888	\$4,400	\$1,483	\$6,000	\$7,000
429090 MISC CONTRACTED SRVCS	\$0	\$0	\$0	\$0	\$48,000
<b>429100 CONTRACTED SRVC</b>	<b>\$3,548</b>	<b>\$4,730</b>	<b>\$1,632</b>	<b>\$12,250</b>	<b>\$60,165</b>
<b>429995 SERVICES</b>	<b>\$218,346</b>	<b>\$225,028</b>	<b>\$231,892</b>	<b>\$396,702</b>	<b>\$452,527</b>
430001 EDUCATIONAL	\$180	\$588	\$205	\$250	\$250
430002 SOFTWARE	\$987	\$3,118	\$3,912	\$3,700	\$6,200
430006 PHOTOGRAPHY	\$0	\$0	\$0	\$0	\$125
430009 OFFICE	\$330	\$580	\$497	\$500	\$500
430012 PERSONAL SAFETY	\$588	\$985	\$1,011	\$1,500	\$2,500
430013 FIREFIGHTING	\$997	\$1,514	\$1,878	\$2,500	\$2,500
430037 CHEMICALS	\$657	\$558	\$611	\$1,500	\$1,500
430042 TOOLS & HARDWARE	\$1,772	\$3,025	\$601	\$3,000	\$5,000
430050 MOTOR FUELS/LUBRICANTS	\$417,365	\$498,703	\$576,709	\$650,000	\$650,000
430051 TIRES & BATTERIES	\$101,937	\$78,126	\$64,827	\$125,000	\$115,000
430052 VEHICLE PARTS & SUPPLIES	\$114,076	\$96,204	\$218,713	\$285,200	\$238,000
430053 VEHICLE REPAIR TOOLS	\$0	\$0	\$2,645	\$5,000	\$7,000
430054 AUTO BODY PART/SUPPLIES	\$42,956	\$0	\$0	\$0	\$0
<b>430100 SUPPLIES &amp; EXP</b>	<b>\$681,844</b>	<b>\$683,401</b>	<b>\$871,609</b>	<b>\$1,078,150</b>	<b>\$1,028,575</b>
439015 OFFICE EQUIPMENT	\$2,584	\$0	\$0	\$0	\$0
439030 VEHICULAR EQUIPMENT	\$0	\$2,876	\$0	\$0	\$0
<b>439100 MINOR CAPITAL</b>	<b>\$2,584</b>	<b>\$2,876</b>	<b>\$0</b>	<b>\$0</b>	<b>\$0</b>
<b>439995 SUPPLIES</b>	<b>\$684,428</b>	<b>\$686,276</b>	<b>\$871,609</b>	<b>\$1,078,150</b>	<b>\$1,028,575</b>
453004 EQUIPMENT-VEHICLE	\$0	\$9,215	\$0	\$0	\$0
453049 LEASE PURCHASE	\$0	\$9,830	\$79,286	\$160,000	\$320,000
453000 OPERATIONS EQUIPMENT	\$0	\$0	\$23,021	\$0	
<b>453100 CAPITAL OUTLAY</b>	<b>\$0</b>	<b>\$19,045</b>	<b>\$102,308</b>	<b>\$160,000</b>	<b>\$320,000</b>
<b>499995 OTHER</b>	<b>\$0</b>	<b>\$19,045</b>	<b>\$102,308</b>	<b>\$160,000</b>	<b>\$320,000</b>
<b>01060172 VEHICLE MANAGEMENT</b>	<b>\$1,335,704</b>	<b>\$1,409,572</b>	<b>\$1,670,957</b>	<b>\$2,265,912</b>	<b>\$2,355,926</b>

**BUREAU OF  
CITY SERVICES**

The Bureau of City Services is responsible for weekly refuse collection, recyclables collection, and transportation of both to the Harrisburg Resource Recovery Facility and Penn Waste's Recycling Facility. Residential customers are provided weekly service while commercial accounts are collected up to seven times weekly. Special collections and neighborhood non-bulk collections are provided on a call-in basis in addition to regular weekly services. In addition, the Bureau empties 250 sidewalk receptacles weekly and cleans, cares for and maintains all Parks and Recreation facilities.

EXPENDITURE ANALYSIS DETAIL  
2019 APPROVED BUDGET

Utility Fund

25 Neighborhood Services - City Services

Allocation Plan			Position Control				
PERSONNEL	2018	2019	JOB CLASSIFICATION	2018	2019	2018	2019
	Adopted	Approved		Adopted	Approved	Adopted	Approved
Salaries-Mgmt	397,400	347,850	Director (Public Works)	0.70	0.70	63,000	80,750
Salaries-BU	3,055,518	2,420,018	Deputy Director	1.00	1.00	75,000	80,000
Temporary Employees	0	0	City Engineer	0.25	0.00	22,500	0
Overtime	250,000	220,000	Facilities Manager	0.25	0.00	14,500	0
Working Out of Class	3,120	3,120	Solid Waste Logistic & Composting Coordinator	1.00	1.00	58,000	58,870
Fringe Benefits	1,239,295	1,221,555	Assistant City Solicitor/Litigation	1.00	1.00	60,000	69,360
Miscellaneous	246,000	247,000	Sanitation Billing & Enforcement Coordinator	1.00	1.00	58,000	58,870
Signing Bonus	57,000	65,000	Arborist/Park & Rec Maint. Director (50%)	0.80	0.00	46,400	0
<b>TOTAL</b>	<b>5,248,333</b>	<b>4,524,543</b>	<b>Total Management</b>	<b>6.00</b>	<b>4.70</b>	<b>397,400</b>	<b>347,850</b>
<b>SERVICES</b>			Laborer III	23	16	918,232	656,946
Communications	73,000	66,500	Motor Equipment Operator	14	17	616,881	754,044
Professional Services	72,500	313,500	Heavy Equipment Operator I	1	1	43,664	45,501
Utilities	6,552,036	7,123,036	Heavy Equipment Operator III	0	5	0	249,225
Insurance	102,590	108,186	Heavy Equipment Operator IV	5	0	245,737	0
Rentals	215,000	125,000	Crew Leader V	2	0	105,913	0
Maintenance & Repairs	345,000	450,000	Construction Tradesman II	1	0	50,299	0
Contracted Services	1,322,863	1,285,493	Construction Tradesman	1	1	48,760	49,248
<b>TOTAL</b>	<b>8,682,990</b>	<b>9,471,715</b>	Tradesman	1	0	52,429	0
<b>SUPPLIES</b>			Solid Waste Education & Enforcement Technician	1	1	45,952	45,501
Supplies	667,360	652,000	Customer Service Representative (Billing)	1.25	1.25	55,336	56,876
Minor Capital Equipment	62,000	40,000	Botanical Specialist II	1	0	50,299	0
<b>TOTAL</b>	<b>729,360</b>	<b>692,000</b>	Plumber	1	0	46,523	0
<b>OTHER</b>			Demolition Crew Leader	1	1	50,051	53,749
	4,326,993	4,374,956	Demolition Specialist I	2	2	90,777	91,685
<b>TOTAL APPROPRIATION</b>	<b>18,987,676</b>	<b>19,063,214</b>	Landscape Specialist II	1	0	50,051	0
			Landscape Tech.	2	0	79,791	0
			Stadium Ground Keeper	1	0	50,299	0
			Streets Maintenance Worker I	1	1	42,745	41,476
			Streets Maintenance Worker II	0	1	0	45,956
			Streets Maintenance Worker III	5	4	243,320	196,263
			Secretary I	2	0	78,555	0
			Administrative Assistant I	0	1	0	42,745
			Administrative Resource Specialist	1	1	50,051	50,552
			Atrium Receptionist	1	1	39,853	40,251
			Reallocation				
			<b>Total Bargaining Unit</b>	<b>69.25</b>	<b>54.25</b>	<b>3,055,518</b>	<b>2,420,018</b>
			Working Out of Class			3,120	3,120
			Temporary Employees			0	0
			Overtime			250,000	220,000
			FICA			289,743	321,555
			Healthcare Benefits - Active			949,552	900,000
			<b>Total Fringe Benefits</b>			<b>1,239,295</b>	<b>1,221,555</b>
			Sick Leave Buy-Back			11,000	10,000
			Severance Pay			70,000	70,000
			Unemployment Compensation			15,000	15,000
			Workers' Compensation			5,000	5,000
			Loss/Time Medical			145,000	147,000
			<b>Total Miscellaneous</b>			<b>246,000</b>	<b>247,000</b>
			<b>TOTAL</b>	<b>75.25</b>	<b>58.95</b>	<b>5,191,333</b>	<b>4,459,543</b>

PUBLIC WORKS

NEIGHBORHOOD SERVICES - 2562

EMPLOYEE	POSITION	ANNIV. / D.O.H.	2018	2019	2019	2019	2019	2019	2019	FRINGE	TOTAL	
			END OF YR SALARY	GRADE/STEP INCREASE	ANNUAL INCREASE	LONG.	SALARY	LUMP SUM	FICA	BENEFITS		
	DIRECTOR (PUBLIC WORKS) (85%)	9 16 1996	\$ 63,000.00	17,750.00	0.00	0.00	0.00	80,750.00	0.00	6,178.00	0.00	86,928.00
	DEPUTY DIRECTOR FOR PUBLIC WORKS	4 3 1995	\$ 75,000.00	5,000.00	0.00	0.00	0.00	80,000.00	0.00	6,120.00	0.00	86,120.00
	OPERATIONS MANGER	8 14 2017	\$ 58,000.00	0.00	870.00	0.00	0.00	58,870.00	0.00	4,504.00	0.00	63,374.00
	ASSISTANT CITY SOLICITOR/LITIGATION	6 11 2018	\$ 68,000.00	0.00	1,360.00	0.00	0.00	69,360.00	0.00	5,307.00	0.00	74,667.00
	SANITATION BILLING & ENFORCEMENT COORDINATOR	3 9 2015	\$ 58,000.00	0.00	870.00	0.00	0.00	58,870.00	0.00	4,504.00	0.00	63,374.00
4.85	MANAGEMENT TOTALS		322,000.00	22,750.00	3,100.00	0.00	0.00	347,850.00	0.00	26,613.00	0.00	374,463.00

	LABORER III	2 20 2018	\$ 37,643.28	1,082.98	387.26	0.00	0.00	39,114.00	0.00	2,993.00	0.00	42,107.00
	LABORER III	3 21 2016	\$ 39,852.52	0.00	398.53	0.00	0.00	40,251.00	0.00	3,080.00	0.00	43,331.00
	LABORER III	11 27 1989	\$ 42,321.65	0.00	423.22	854.90	0.00	43,600.00	0.00	3,336.00	0.00	46,936.00
	LABORER III	8 7 1995	\$ 42,321.65	0.00	423.22	641.17	0.00	43,386.00	0.00	3,320.00	0.00	46,706.00
	LABORER III	7 30 2001	\$ 42,321.65	0.00	423.22	427.45	0.00	43,172.00	0.00	3,303.00	0.00	46,475.00
	LABORER III	2 22 2016	\$ 39,852.52	0.00	398.53	0.00	0.00	40,251.00	0.00	3,080.00	0.00	43,331.00
	LABORER III	2 22 2016	\$ 39,852.52	0.00	398.53	0.00	0.00	40,251.00	0.00	3,080.00	0.00	43,331.00
	LABORER III	10 31 2016	\$ 39,852.52	0.00	398.53	0.00	0.00	40,251.00	0.00	3,080.00	0.00	43,331.00
	LABORER III	8 7 2017	\$ 38,726.26	0.00	387.26	0.00	0.00	39,114.00	0.00	2,993.00	0.00	42,107.00
	LABORER III	11 24 2008	\$ 41,065.42	0.00	410.65	0.00	0.00	41,476.00	0.00	3,173.00	0.00	44,649.00
	LABORER III	11 24 2008	\$ 41,065.42	0.00	410.65	0.00	0.00	41,476.00	0.00	3,173.00	0.00	44,649.00
	LABORER III	6 30 2014	\$ 39,852.52	0.00	398.53	0.00	0.00	40,251.00	0.00	3,080.00	0.00	43,331.00
	LABORER III	5 18 2015	\$ 39,852.52	0.00	398.53	0.00	0.00	40,251.00	0.00	3,080.00	0.00	43,331.00
	LABORER III	11 3 2015	\$ 39,852.52	0.00	398.53	0.00	0.00	40,251.00	0.00	3,080.00	0.00	43,331.00
	LABORER III	9 28 1992	\$ 42,321.65	0.00	423.22	854.90	0.00	43,600.00	0.00	3,336.00	0.00	46,936.00
	LABORER III	4 3 2017	\$ 38,726.26	1,126.26	398.53	0.00	0.00	40,251.00	0.00	3,080.00	0.00	43,331.00
<b>NEW</b>	<b>POSITION</b>	<b>MOTOR EQUIPMENT OPERATOR</b>	<b>3 19 2018</b>	<b>\$ 34,905.61</b>	<b>7,416.04</b>	<b>423.22</b>	<b>0.00</b>	<b>42,745.00</b>	<b>0.00</b>	<b>3,270.00</b>	<b>0.00</b>	<b>46,015.00</b>
<b>NEW</b>	<b>POSITION</b>	<b>MOTOR EQUIPMENT OPERATOR</b>	<b>3 19 2018</b>	<b>\$ 34,905.61</b>	<b>7,416.04</b>	<b>423.22</b>	<b>0.00</b>	<b>42,745.00</b>	<b>0.00</b>	<b>3,270.00</b>	<b>0.00</b>	<b>46,015.00</b>
<b>NEW</b>	<b>POSITION</b>	<b>MOTOR EQUIPMENT OPERATOR</b>	<b>3 19 2018</b>	<b>\$ 34,905.61</b>	<b>7,416.04</b>	<b>423.22</b>	<b>0.00</b>	<b>42,745.00</b>	<b>0.00</b>	<b>3,270.00</b>	<b>0.00</b>	<b>46,015.00</b>
<b>VACANT</b>	<b>POSITION</b>	<b>MOTOR EQUIPMENT OPERATOR</b>	<b>3 19 2018</b>	<b>\$ 34,905.61</b>	<b>7,416.04</b>	<b>423.22</b>	<b>0.00</b>	<b>42,745.00</b>	<b>0.00</b>	<b>3,270.00</b>	<b>0.00</b>	<b>46,015.00</b>
	MOTOR EQUIPMENT OPERATOR	10 24 2011	\$ 45,050.64	0.00	450.51	0.00	0.00	45,501.00	0.00	3,481.00	0.00	48,982.00
	MOTOR EQUIPMENT OPERATOR	3 25 2013	\$ 43,664.47	0.00	436.64	0.00	0.00	44,101.00	0.00	3,374.00	0.00	47,475.00
	MOTOR EQUIPMENT OPERATOR	9 13 1999	\$ 46,523.49	0.00	465.23	469.89	0.00	47,459.00	0.00	3,631.00	0.00	51,090.00
	MOTOR EQUIPMENT OPERATOR	8 22 2016	\$ 43,664.47	0.00	436.64	0.00	0.00	44,101.00	0.00	3,374.00	0.00	47,475.00
	MOTOR EQUIPMENT OPERATOR	5 9 1995	\$ 46,523.49	0.00	465.23	704.83	0.00	47,694.00	0.00	3,649.00	0.00	51,343.00
	MOTOR EQUIPMENT OPERATOR	3 16 2009	\$ 45,050.64	0.00	450.51	0.00	0.00	45,501.00	0.00	3,481.00	0.00	48,982.00
	MOTOR EQUIPMENT OPERATOR	9 8 2015	\$ 43,664.47	0.00	436.64	0.00	0.00	44,101.00	0.00	3,374.00	0.00	47,475.00
	MOTOR EQUIPMENT OPERATOR	4 17 2017	\$ 42,321.65	1,342.82	436.64	0.00	0.00	44,101.00	0.00	3,374.00	0.00	47,475.00
	MOTOR EQUIPMENT OPERATOR	3 20 2017	\$ 42,321.65	1,342.82	436.64	0.00	0.00	44,101.00	0.00	3,374.00	0.00	47,475.00
	MOTOR EQUIPMENT OPERATOR	3 21 2016	\$ 43,664.47	0.00	436.64	0.00	0.00	44,101.00	0.00	3,374.00	0.00	47,475.00
	MOTOR EQUIPMENT OPERATOR	8 24 2015	\$ 43,664.47	0.00	436.64	0.00	0.00	44,101.00	0.00	3,374.00	0.00	47,475.00
	MOTOR EQUIPMENT OPERATOR	7 13 2015	\$ 43,664.47	0.00	436.64	0.00	0.00	44,101.00	0.00	3,374.00	0.00	47,475.00
	MOTOR EQUIPMENT OPERATOR	5 18 2015	\$ 43,664.47	0.00	436.64	0.00	0.00	44,101.00	0.00	3,374.00	0.00	47,475.00
	HEAVY EQUIPMENT OPERATOR I	9 21 2015	\$ 45,050.64	0.00	450.51	0.00	0.00	45,501.00	0.00	3,481.00	0.00	48,982.00
	HEAVY EQUIPMENT OPERATOR III	3 20 2017	\$ 48,039.62	1,516.11	495.56	0.00	0.00	50,051.00	0.00	3,829.00	0.00	53,880.00
	HEAVY EQUIPMENT OPERATOR III	10 10 2017	\$ 48,039.62	(0.00)	480.40	0.00	0.00	48,520.00	0.00	3,712.00	0.00	52,232.00
	HEAVY EQUIPMENT OPERATOR III	4 22 2002	\$ 49,555.73	0.00	495.56	500.51	0.00	50,552.00	0.00	3,868.00	0.00	54,420.00
	HEAVY EQUIPMENT OPERATOR III	2 8 2016	\$ 49,555.73	0.00	495.56	0.00	0.00	50,051.00	0.00	3,829.00	0.00	53,880.00
	HEAVY EQUIPMENT OPERATOR III	10 6 2014	\$ 49,555.73	0.00	495.56	0.00	0.00	50,051.00	0.00	3,829.00	0.00	53,880.00
	CONSTRUCTION TRADESMAN	3 16 1998	\$ 48,039.62	0.00	480.40	727.80	0.00	49,248.00	0.00	3,768.00	0.00	53,016.00
	SOLID WASTE EDUCATION/ENFORCEMENT TECHNICIAN	5 2 2016	\$ 45,050.64	0.00	450.51	0.00	0.00	45,501.00	0.00	3,481.00	0.00	48,982.00
	CUSTOMER SERVICE REPRESENTATIVE (BILLING)	5 4 2015	\$ 45,050.64	0.00	450.51	0.00	0.00	45,501.00	0.00	3,481.00	0.00	48,982.00
	CUSTOMER SERVICE REPRESENTATIVE (BILLING) 25%	5 15 2017	\$ 10,284.63	978.03	112.63	0.00	0.00	11,375.00	0.00	871.00	0.00	12,246.00
	DEMOLITION CREW LEADER	2 11 2002	\$ 49,555.73	3,134.59	526.90	532.17	0.00	53,749.00	0.00	4,112.00	0.00	57,861.00
	DEMOLITION SPECIALIST I	6 7 1999	\$ 45,050.64	0.00	450.51	455.01	0.00	45,956.00	0.00	3,516.00	0.00	49,472.00

		DEMOLITION SPECIALIST I	3	20	2006	\$ 45,050.64	0.00	450.51	227.51	45,729.00	0.00	3,499.00	0.00	49,228.00
		STREETS MAINTENANCE WORKER I	6	11	2018	\$ 33,874.64	7,190.78	410.65	0.00	41,476.00	0.00	3,173.00	0.00	44,649.00
		STREETS MAINTENANCE WORKER II	7	2	2001	\$ 45,050.64	0.00	450.51	455.01	45,956.00	0.00	3,516.00	0.00	49,472.00
		STREETS MAINTENANCE WORKER III	3	12	2001	\$ 48,039.62	0.00	480.40	485.20	49,005.00	0.00	3,749.00	0.00	52,754.00
		STREETS MAINTENANCE WORKER III	10	20	2008	\$ 48,039.62	0.00	480.40	242.60	48,763.00	0.00	3,731.00	0.00	52,494.00
		STREETS MAINTENANCE WORKER III	7	27	1992	\$ 48,039.62	0.00	480.40	970.40	49,490.00	0.00	3,786.00	0.00	53,276.00
		STREETS MAINTENANCE WORKER III	5	8	2000	\$ 48,039.62	0.00	480.40	485.20	49,005.00	0.00	3,749.00	0.00	52,754.00
		ADMINISTRATIVE ASSISTANT I	7	24	2017	\$ 38,726.26	3,595.39	423.22	0.00	42,745.00	0.00	3,270.00	0.00	46,015.00
		ADMINISTRATIVE RESOURCE SPECIALIST	6	2	2000	\$ 49,555.73	0.00	495.56	500.51	50,552.00	0.00	3,868.00	0.00	54,420.00
		ATRIUM RECEPTIONIST	5	31	2016	\$ 39,852.52	0.00	398.53	0.00	40,251.00	0.00	3,080.00	0.00	43,331.00

54.25 BARGAINING UNIT TOTALS 2,335,644.05 50,973.93 23,866.18 9,535.06 2,420,018.00 0.00 185,153.00 0.00 2,605,171.00

75.25 TOTAL 2,657,644.05 73,723.93 26,966.18 9,535.06 2,767,868.00 0.00 211,766.00 0.00 2,979,634.00

WORKING OUT OF CLASS 3,120.00 0.00 239.00 0.00 3,359.00

OVERTIME 220,000.00 0.00 16,830.00 0.00 236,830.00

SIGNING BONUS 65,000.00 0.00 4,973.00 0.00 69,973.00

SICK-LEAVE BUY BACK 10,000.00 0.00 765.00 0.00 10,765.00

**SUBTOTAL 3,065,988.00 0.00 234,573.00 0.00 3,300,561.00**

MEDICAL 900,000.00 0.00 68,850.00 0.00 968,850.00

SEVERANCE PAY 70,000.00 0.00 5,355.00 0.00 75,355.00

UNEMPLOYMENT COMPENSATION 15,000.00 0.00 1,148.00 0.00 16,148.00

WORKERS COMP-ADJ FEES 5,000.00 0.00 383.00 0.00 5,383.00

LOSS TIME & MED 147,000.00 0.00 11,246.00 0.00 158,246.00

CONCESSIONS & VACANCIES 0.00 0.00 0.00 0.00 0.00

**TOTAL SALARIES, LUMP SUM, OVERTIME, FICA AND FRINGE BENEFITS 4,202,988.00 0.00 321,555.00 0.00 4,524,543.00**

\* 15% of salary and FICA are reflected in VMC (0172).

\*\*\*\* 75% of salary and FICA are reflected in City Treasurer (0104).

# 2019 Approved Budget

## Expenditure Line Item

### BUDGET UNIT: 25062562 CITY SERVICES

Account	2016 Actual	2017 Actual	2018 Actual YTD (12/31)	2018 Adopted Budget	2019 Approved Budget
414000 SALARIES & WAGES	\$2,468,025	\$2,840,511	\$3,117,574	\$3,456,038	\$2,770,988
416000 OVERTIME	\$275,921	\$209,592	\$212,574	\$250,000	\$220,000
414002 SIGNING BONUS	\$0	\$57,000	\$49,000	\$57,000	\$65,000
417000 SICK LEAVE/VACAT BUY-BACK	\$9,462	\$7,534	\$9,813	\$11,000	\$10,000
<b>414100 SALARIES/WAGES</b>	<b>\$2,753,408</b>	<b>\$3,114,637</b>	<b>\$3,388,961</b>	<b>\$3,774,038</b>	<b>\$3,065,988</b>
419001 SOCIAL SECURITY	\$205,550	\$239,531	\$255,518	\$289,743	\$321,555
419002 MEDICAL	\$782,226	\$965,931	\$945,703	\$949,552	\$900,000
419005 SEVERANCE PAY	\$5,091	\$104,226	\$49,130	\$70,000	\$70,000
419010 UNEMPLOYMENT COMPENSAT	\$700	\$14,310	\$7,547	\$15,000	\$15,000
419011 WORKERS' COMP-ADJ FEES	\$3,091	\$2,564	\$3,806	\$5,000	\$5,000
419012 LOSS TIME & MED	\$88,969	\$142,414	\$115,201	\$145,000	\$147,000
<b>419100 FRINGE BENEFITS</b>	<b>\$1,085,628</b>	<b>\$1,468,976</b>	<b>\$1,376,905</b>	<b>\$1,474,295</b>	<b>\$1,458,555</b>
<b>419995 PERSONNEL</b>	<b>\$3,839,036</b>	<b>\$4,583,613</b>	<b>\$4,765,866</b>	<b>\$5,248,334</b>	<b>\$4,524,543</b>
420010 ADVERTISING	\$2,393	\$1,415	\$0	\$5,000	\$2,500
420020 PRINTING	\$16,521	\$21,707	\$19,885	\$24,000	\$22,000
420040 TELEPHONE	\$39,885	\$35,937	\$42,194	\$40,000	\$40,000
420050 POSTAGE	\$3,472	\$21,904	\$2,471	\$4,000	\$2,000
<b>420100 COMMUNICATIONS</b>	<b>\$62,272</b>	<b>\$80,963</b>	<b>\$64,550</b>	<b>\$73,000</b>	<b>\$66,500</b>
421010 LEGAL	\$0	\$0	\$0	\$4,000	\$250,000
421020 AUDIT	\$7,000	\$7,000	\$8,500	\$8,500	\$8,500
421040 COLLECTION(OPT & LIENS)	\$0	\$0	\$0	\$2,000	\$2,000
421050 OTHER PROFESSIONAL FEES	\$0	\$95	\$95	\$0	\$0
421070 ARBITRATION	\$0	\$0	\$0	\$10,000	\$5,000
421080 FILING FEES	\$0	\$0	\$0	\$8,000	\$8,000
421030 CONSULTING	\$4,631	\$2,441	\$18,755	\$40,000	\$40,000
<b>421100 PROFESSIONAL SRVC</b>	<b>\$11,631</b>	<b>\$9,536</b>	<b>\$27,349</b>	<b>\$72,500</b>	<b>\$313,500</b>
422000 SEWERAGE	\$24,525	\$17,248	\$5,521	\$15,000	\$18,000
422010 WATER	\$129,833	\$88,299	\$39,769	\$120,000	\$120,000
422020 ELECTRICITY	\$51,411	\$61,335	\$49,988	\$60,000	\$60,000
422030 HEAT	\$90,047	\$59,098	\$87,455	\$100,000	\$100,000
422040 PROPERTY TAXES	\$169,659	\$105,644	\$1,506	\$0	\$0
422060 POWER-STREET LIGHTS	\$50,000	\$60,657	\$55,042	\$55,000	\$65,000
422080 SEWERAGE MAINT CHARGES	\$4,517	\$3,342	\$815	\$2,000	\$5,000
422090 REFUSE	\$0	\$36	\$26	\$36	\$36
422091 DISPOSAL	\$5,530,211	\$5,963,436	\$6,146,058	\$6,200,000	\$6,355,000
422093 RECYCLING DISPOSAL	\$0	\$0	\$0	\$0	\$400,000
<b>422100 UTILITIES &amp; SRVC</b>	<b>\$6,050,203</b>	<b>\$6,359,095</b>	<b>\$6,386,181</b>	<b>\$6,552,036</b>	<b>\$7,123,036</b>
423002 STOP/LOSS PREMIUM	\$26,782	\$37,324	\$47,708	\$46,575	\$49,370
423010 AUTOMOBILE PREM	\$21,478	\$21,450	\$21,487	\$22,733	\$23,870
423011 AUTO DEDUCT	\$14,203	\$3,202	\$19,163	\$25,000	\$26,250
423020 GENERAL LIABILITY PREM	\$5,594	\$5,587	\$5,570	\$5,921	\$6,217
423095 EXCESS LIABILITY	\$2,231	\$2,228	\$2,222	\$2,361	\$2,480
<b>423100 INSURANCE</b>	<b>\$70,289</b>	<b>\$69,791</b>	<b>\$96,151</b>	<b>\$102,590</b>	<b>\$108,186</b>
424060 OTHER RENTALS	\$1,140	\$96,454	\$1,659	\$175,000	\$75,000
424061 UNIFORM RENTALS	\$27,490	\$35,231	\$41,669	\$40,000	\$50,000
<b>424100 RENTALS</b>	<b>\$28,630</b>	<b>\$131,685</b>	<b>\$43,329</b>	<b>\$215,000</b>	<b>\$125,000</b>
425010 VEHICULAR EQUIPMENT	\$116,220	\$201,419	\$184,380	\$200,000	\$200,000
425030 BUILDING MAINT	\$9,723	\$7,777	\$4,820	\$5,000	\$0

# 2019 Approved Budget

## Expenditure Line Item

### BUDGET UNIT: 25062562 CITY SERVICES

Account	2016 Actual	2017 Actual	2018 Actual YTD (12/31)	2018 Adopted Budget	2019 Approved Budget
425031 POOLS/RECREATIONAL EQUIP	\$58	\$0	\$375	\$5,300	\$0
425050 COMMUNICATIONS EQUIPMENT	\$0	\$0	\$430	\$3,700	\$0
425090 MAINT SERV CONTRACT	\$31,763	\$76,251	\$52,567	\$130,000	\$250,000
425099 OTHER CONT MAINT	\$1,010	\$1,273	\$563	\$1,000	\$0
<b>425100 MAINT &amp; REPAIRS</b>	<b>\$158,774</b>	<b>\$286,720</b>	<b>\$243,135</b>	<b>\$345,000</b>	<b>\$450,000</b>
429001 TUITION/TRAINING	\$6,900	\$0	\$0	\$0	\$10,000
429003 GENERAL ADMIN. CHARGES	\$811,063	\$811,063	\$811,063	\$811,063	\$811,063
429009 ADMIN/TRUSTEE FEE	\$396	\$305	\$668	\$300	\$400
429011 DEMOLITION & CLEARING	\$4,588	\$4,125	\$256,449	\$250,000	\$250,000
429013 INCINERATOR TRUCK PERMIT	\$3,950	\$4,300	\$3,950	\$5,000	\$7,000
429014 CONTRACTED PERSONNEL SVS.	\$4,800	\$0	\$16,800	\$5,000	\$7,000
429090 MISC CONTRACTED SRVCS	\$760,552	\$383,244	\$126,245	\$250,000	\$200,000
429095 BANK SERV CHARGES	\$22	\$22	\$0	\$1,500	\$30
<b>429100 CONTRACTED SRVC</b>	<b>\$1,592,271</b>	<b>\$1,203,058</b>	<b>\$1,215,174</b>	<b>\$1,322,863</b>	<b>\$1,285,493</b>
<b>429995 SERVICES</b>	<b>\$7,974,069</b>	<b>\$8,140,847</b>	<b>\$8,075,869</b>	<b>\$8,682,990</b>	<b>\$9,471,715</b>
430001 EDUCATIONAL	\$644	\$2,190	\$5,362	\$9,400	\$10,000
430002 SOFTWARE	\$15,664	\$9,041	\$21,365	\$70,000	\$16,000
430009 OFFICE	\$3,122	\$8,657	\$6,193	\$7,360	\$5,000
430011 CUSTODIAL	\$2,860	\$8,292	\$6,238	\$10,000	\$0
430012 PERSONAL SAFETY	\$8,812	\$7,185	\$13,034	\$10,800	\$12,000
430014 WEARING APPAREL	\$11,799	\$8,607	\$7,263	\$6,000	\$12,000
430029 BLDG MAINT SUPPLIES	\$0	\$16,445	\$3,933	\$0	\$0
430030 SNOW CONTROL	\$0	\$49,003	\$35,972	\$56,000	\$55,000
430031 ASPHALT	\$12,189	\$9,363	\$65,807	\$50,000	\$60,000
430032 CONCRETE	\$61	\$2,558	\$4,270	\$13,800	\$5,000
430037 CHEMICALS	\$1,356	\$1,202	\$0	\$0	\$30,000
430040 BOTANICAL	\$26,476	\$16,355	\$8,576	\$0	\$0
430042 TOOLS & HARDWARE	\$20,847	\$26,770	\$26,899	\$24,000	\$25,000
430050 MOTOR FUELS/LUBRICANTS	\$100,000	\$150,000	\$149,000	\$149,000	\$155,000
430051 TIRES & BATTERIES	\$20,000	\$22,000	\$30,000	\$30,000	\$30,000
430052 VEHICLE PARTS & SUPPLIES	\$0	\$24,037	\$21,183	\$20,000	\$20,000
430055 MECH EQUIP PARTS	\$537	\$1,464	\$0	\$7,000	\$7,000
430063 DEMOLITION SUPPLIES	\$0	\$38,629	\$15,846	\$100,000	\$100,000
430064 COMMERCIAL TRASH TOTERS	\$0	\$9,974	\$33,196	\$20,000	\$20,000
430065 RESIDENTIAL RECYCL TOTERS	\$0	\$9,986	\$5,268	\$20,000	\$20,000
430066 RESIDENTIAL TRASH TOTERS	\$0	\$28,216	\$16,875	\$20,000	\$20,000
430067 COMMERCIAL RECYCL TOTERS	\$0	\$9,974	\$17,497	\$20,000	\$20,000
430099 MISC SUPPLIES AND EXP	\$24,480	\$31,423	\$53,441	\$24,000	\$30,000
<b>430100 SUPPLIES &amp; EXP</b>	<b>\$248,847</b>	<b>\$491,371</b>	<b>\$547,218</b>	<b>\$667,360</b>	<b>\$652,000</b>
439011 COMPOSTING	\$8	\$0	\$0	\$0	\$0
439015 OFFICE EQUIPMENT	\$2,124	\$9,482	\$3,633	\$10,000	\$10,000
439020 BUILDINGS & STRUCTURES	\$0	\$2,268	\$4,026	\$0	\$5,000
439030 VEHICULAR EQUIPMENT	\$0	\$2,800	\$0	\$0	\$0
439099 MISC EQUIPMENT	\$39,495	\$35,474	\$33,107	\$52,000	\$25,000
<b>439100 MINOR CAPITAL</b>	<b>\$41,627</b>	<b>\$50,023</b>	<b>\$40,765</b>	<b>\$62,000</b>	<b>\$40,000</b>
<b>439995 SUPPLIES</b>	<b>\$290,474</b>	<b>\$541,394</b>	<b>\$587,984</b>	<b>\$729,360</b>	<b>\$692,000</b>
447030 INTEREST PMT	\$436	\$144	\$0	\$0	\$0
<b>447100 INTEREST EXPENSE</b>	<b>\$436</b>	<b>\$144</b>	<b>\$0</b>	<b>\$0</b>	<b>\$0</b>

# 2019 Approved Budget

## Expenditure Line Item

### BUDGET UNIT: 25062562 CITY SERVICES

Account	2016 Actual	2017 Actual	2018 Actual YTD (12/31)	2018 Adopted Budget	2019 Approved Budget
448030 PRINCIPAL PMT	\$5,969	\$4,660	\$0	\$0	\$0
<b>448100 PRINCIPAL PAID</b>	<b>\$5,969</b>	<b>\$4,660</b>	<b>\$0</b>	<b>\$0</b>	<b>\$0</b>
450000 LAND	\$0	\$0	\$0	\$50,000	\$0
452000 BUILDINGS AND STRUCTURES	\$0	\$129,606	\$128,162	\$2,775,000	\$2,500,000
453000 OPERATIONS EQUIPMENT	\$0	\$0	\$3,224	\$0	\$0
452008 BUILDING IMPROVEMENTS	\$0	\$0	\$6,825	\$0	\$0
452014 SECURITY UPGRADE	\$0	\$0	\$41,829	\$0	\$0
454000 MOTOR EQUIPMENT	\$22,781	\$28,992	\$0	\$0	\$0
<b>450100 CAPITAL OUTLAY</b>	<b>\$22,781</b>	<b>\$158,597</b>	<b>\$180,039</b>	<b>\$2,825,000</b>	<b>\$2,500,000</b>
453004 EQUIPMENT-VEHICLE	\$1,337,877	\$941,193	\$1,224,113	\$672,000	\$990,859
453030 MOTOR VEHICLE/EQUIPMENT	\$0	\$0	\$87,838	\$0	\$0
453039 EQUIPMENT-COMMUNICATION	\$0	\$0	\$133,112	\$115,000	\$0
453049 LEASE PURCHASE	\$208,196	\$396,342	\$651,940	\$644,993	\$734,097
453099 EQUIPMENT-OTHER	\$23,608	\$0	\$75,796	\$70,000	\$150,000
<b>453100 CAPITAL OUTLAY</b>	<b>\$1,569,681</b>	<b>\$1,337,536</b>	<b>\$2,172,799</b>	<b>\$1,501,993</b>	<b>\$1,874,956</b>
455003 EQUIPMENT	\$18,298	\$0	\$0	\$0	\$0
<b>455100 DEPRECIATION EXPENSE</b>	<b>\$18,298</b>	<b>\$0</b>	<b>\$0</b>	<b>\$0</b>	<b>\$0</b>
485000 REFUND PRIOR YEAR REVENUE	\$0	\$1,044	\$0	\$0	\$0
<b>480100 NON-EXP ITEMS</b>	<b>\$0</b>	<b>\$1,044</b>	<b>\$0</b>	<b>\$0</b>	<b>\$0</b>
<b>499995 OTHER</b>	<b>\$1,617,165</b>	<b>\$1,501,981</b>	<b>\$2,352,837</b>	<b>\$4,326,993</b>	<b>\$4,374,956</b>
<b>25062562 NEIGHBORHOOD SERVICES</b>	<b>\$13,720,744</b>	<b>\$14,767,836</b>	<b>\$15,782,556</b>	<b>\$18,987,676</b>	<b>\$19,063,214</b>



## GENERAL EXPENSES

This group of accounts is used to reflect all expenses in the General Fund which are not directly related to any one particular departmental operation. Examples include specific personnel costs, such as medical, dental and prescription drug costs, pension plan contributions, employee severance pay, workers' compensation, loss/time medical payments, and other miscellaneous expenses, including telephone services, insurance(s), and various subsidies and grants to local units.

## TRANSFERS TO OTHER FUNDS

This group of accounts is used to reflect transfers to other City funds and related entities, either to fund for payment of general obligation debt or to supplement operations.

### EXPENDITURE ANALYSIS SUMMARY 2019 APPROVED BUDGET

	2016 Actual	2017 Actual	2018 Actual YTD (12/31)	2018 Adopted Budget	2019 Approved Budget
<b><u>0188 GENERAL EXPENSES</u></b>					
Personnel	9,460,284	10,648,205	9,748,905	12,241,798	12,034,046
Services					
Communications	43,960	30,424	130,224	159,899	159,899
Professional Fees	93,021	77,552	72,886	164,100	164,100
Utilities and Services	65,197	0	0	0	0
Insurance	869,419	949,472	2,031,305	2,448,144	2,488,479
Contracted Services	22,521	27,664	24,736	45,064	36,064
Total Services	1,094,118	1,085,112	2,259,151	2,817,207	2,848,542
Supplies					
Supplies	6,300	1	9,759	25,306	25,000
Total Supplies	6,300	1	12,016	25,306	25,000
Other					
Capital Outlay	1,384	487	4,730	5,299	0
Subsidies and Grants	228,287	255,996	307,406	307,406	477,573
Liability Insurance Claim	300,000	402,617	0	0	0
Refund of Prior Year Revenue	0	20,780	19,877	0	0
Return of Prior Year Grant Rev.	0	0	383	0	0
Fines and Settlements	1,500,000	1,001,650	0	0	0
TRAN Costs	0	0	470	0	0
Total Other	2,029,671	1,681,530	332,865	312,705	477,573
Total General Expenses	12,590,373	13,414,848	12,352,937	15,397,016	15,385,161
<b><u>0189 TRANSFERS TO OTHER FUNDS</u></b>					
Capital Projects - Public Works	0	500,000	200,000	200,000	2,532,000
Debt Service Fund Transfer	9,217,206	9,699,834	9,858,806	9,866,020	9,833,638
State Grants Fund Transfer	0	325,796	32,167	0	0
Federal Grants Fund Transfer	0	2,625,870	250,000	0	0
Senators Fund	0	262,921	239,681	239,681	256,778
Special Events Fund	0	0	0	30,000	0
Total Transfers	9,217,206	13,414,421	10,614,356	10,335,701	12,622,416

EXPENDITURE ANALYSIS DETAIL  
2019 APPROVED BUDGET

General Fund

0188 General Expenses

Account Name	2016 Actual	2017 Actual	2018 Actual YTD (12/31)	2018 Adopted Budget	2019 Approved Budget
<b>WAGES/BENEFITS</b>					
Salaries/Social Security	15,036	13,904	12,215	19,125	19,125
Temporary Employment	0	0	0	50,000	50,000
Medical Benefits	9,042,604	10,034,106	9,157,579	11,350,000	11,125,000
Signing Bonus	0	55,650	44,000	55,650	65,000
Sick Leave Buy-Back	7,393	6,318	4,726	7,321	7,321
Severance Pay	189,695	170,427	150,958	200,000	200,000
Medicare	5,093	10,513	12,572	18,061	27,988
Unemployment Compensation	21,229	36,639	45,496	65,804	54,737
<b>TOTAL WAGES/BENEFITS</b>	<b>9,281,049</b>	<b>10,327,557</b>	<b>9,427,546</b>	<b>11,765,961</b>	<b>11,549,170</b>
<b>WORKERS' COMPENSATION</b>					
Workers' Compensation Adj. Fees	30,415	25,704	38,389	61,104	60,000
Loss Time & Medical	21,519	161,957	128,546	250,000	250,000
State Fees/Assessments	25,436	28,846	43,722	45,000	45,000
Excess Policy & Bond	102,057	104,141	110,702	119,733	129,875
Medical-Employee Contribution	(193)	0	0	0	0
<b>TOTAL WORKERS COMP.</b>	<b>179,234</b>	<b>320,648</b>	<b>321,360</b>	<b>475,837</b>	<b>484,875</b>
<b>PENSION CONTRIBUTIONS</b>					
<b>TOTAL PERSONNEL</b>	<b>9,460,284</b>	<b>10,648,205</b>	<b>9,748,905</b>	<b>12,241,798</b>	<b>12,034,046</b>
<b>COMMUNICATIONS</b>					
Telephone/Cell Phones	43,960	30,424	130,224	159,899	159,899
<b>TOTAL COMMUNICATIONS</b>	<b>43,960</b>	<b>30,424</b>	<b>130,224</b>	<b>159,899</b>	<b>159,899</b>
<b>PROFESSIONAL FEES</b>					
Legal Fees	7,975	2,025	0	20,000	20,000
Consulting	81,046	73,527	72,886	140,000	140,000
Other	4,000	2,000	0	4,100	4,100
<b>TOTAL PROFESSIONAL FEES</b>	<b>93,021</b>	<b>77,552</b>	<b>72,886</b>	<b>164,100</b>	<b>164,100</b>
<b>UTILITIES</b>					
Legal Fees	18,222	0	0	0	0
Consulting	44,241	0	0	0	0
Other	2,734	0	0	0	0
<b>TOTAL UTILITIES AND SERVICES</b>	<b>65,197</b>	<b>0</b>	<b>0</b>	<b>0</b>	<b>0</b>

EXPENDITURE ANALYSIS DETAIL  
2019 APPROVED BUDGET

General Fund

0188 General Expenses

Account Name	2016 Actual	2017 Actual	2018 Actual YTD (12/31)	2018 Adopted Budget	2019 Approved Budget
<b>INSURANCE</b>					
Stop Loss - Premium	358,513	392,076	434,210	506,000	521,225
Automobile - Premium	88,735	88,617	88,359	90,111	94,617
Automobile - Deductible	3,422	3,767	3,815	42,000	42,000
General Liability - Premium	59,355	59,277	59,104	60,276	63,290
General Liability - Deductible	47,719	97,617	80,637	40,000	67,000
Liability Insurance Claims and Settlements	0	0	1,045,000	1,400,000	1,400,000
Boiler & Machinery - Premium	5,973	5,782	5,173	5,876	6,170
Property & Crime - Premium	137,593	129,332	116,574	128,446	110,234
Property & Crime - Deductible	(6)	0	0	0	0
Inland Marine - Premium	17,853	19,146	20,623	20,601	21,631
Flood - Premium	34,343	35,167	37,999	38,808	40,748
Public Official Liability - Premium	45,136	45,076	44,945	45,836	48,128
Public Official Liability - Deductible	6,834	9,752	31,189	5,250	5,250
Excess Liability - Premium	63,949	63,864	63,678	64,940	68,187
<b>TOTAL INSURANCE</b>	<b>869,419</b>	<b>949,472</b>	<b>2,031,305</b>	<b>2,448,144</b>	<b>2,488,479</b>
<b>CONTRACTED SERVICES</b>					
Maintenance Service Contract	6,951	18,245	8,962	20,792	20,792
Contracted Personnel Services	0	2,110	7,772	0	0
Bank Administration/Trustee Fees	8,239	4,260	6,211	10,000	10,000
Membership Dues	0	3,049	1,791	5,272	5,272
Bank Service Charges	7,331	0	0	9,000	0
<b>TOTAL CONTRACTED SERVICES</b>	<b>22,521</b>	<b>27,664</b>	<b>24,736</b>	<b>45,064</b>	<b>36,064</b>
<b>TOTAL SERVICES</b>	<b>1,094,118</b>	<b>1,085,112</b>	<b>2,259,151</b>	<b>2,817,207</b>	<b>2,848,542</b>
<b>SUPPLIES &amp; EXPENSES</b>					
Data Processing	6,300	0	7,369	25,000	25,000
Custodial	0	0	2,390	0	0
Miscellaneous	0	1	0	306	0
<b>TOTAL SUPPLIES &amp; EXPENSES</b>	<b>6,300</b>	<b>1</b>	<b>9,759</b>	<b>25,306</b>	<b>25,000</b>
<b>MINOR CAPITAL EQUIPMENT</b>					
Operations Equipment	0	0	2,257	0	0
<b>TOTAL MINOR CAPITAL EQUIPMENT</b>	<b>0</b>	<b>0</b>	<b>2,257</b>	<b>0</b>	<b>0</b>
<b>TOTAL SUPPLIES</b>	<b>6,300</b>	<b>1</b>	<b>12,016</b>	<b>25,306</b>	<b>25,000</b>

EXPENDITURE ANALYSIS DETAIL  
2019 APPROVED BUDGET

General Fund

0188 General Expenses

Account Name	2016 Actual	2017 Actual	2018 Actual YTD (12/31)	2018 Adopted Budget	2019 Approved Budget
<b>CAPITAL OUTLAY</b>					
Lease/Purchase Capital Equipment	0	487	0	299	0
Miscellaneous	1,384	0	0	5,000	0
Equipment - Pentamation System	0	0	4,730	0	0
<b>TOTAL CAPITAL OUTLAY</b>	<b>1,384</b>	<b>487</b>	<b>4,730</b>	<b>5,299</b>	<b>0</b>
<b>SUBSIDIES &amp; GRANTS</b>					
Grants to Local Units	0	0	0	0	110,000
Capital Area Transit	228,287	255,996	307,406	307,406	344,573
Walk to Work Program	0	0	0	0	23,000
<b>TOTAL SUBSIDIES &amp; GRANTS</b>	<b>228,287</b>	<b>255,996</b>	<b>307,406</b>	<b>307,406</b>	<b>477,573</b>
Liability Insurance Claim	300,000	402,617	0	0	0
Refund of Prior Year Revenue	0	20,780	19,877	0	0
Fines and Settlements	1,500,000	1,001,650	0	0	0
Return of Prior Year Grant Revenue	0	0	383	0	0
Interest Expense	0	0	470	0	0
<b>TOTAL OTHER</b>	<b>2,029,671</b>	<b>1,681,530</b>	<b>332,865</b>	<b>312,705</b>	<b>477,573</b>
<b>TOTAL GENERAL EXPENSES</b>	<b>12,590,373</b>	<b>13,414,848</b>	<b>12,352,937</b>	<b>15,397,016</b>	<b>15,385,161</b>

# 2019 Approved Budget

## Expenditure Line Item

### BUDGET UNIT: 01010188 GENERAL EXPENSES

Account	2016 Actual	2017 Actual	2018 Actual YTD (12/31)	2018 Adopted Budget	2019 Approved Budget
415000 TEMPORARY	\$0	\$0	\$0	\$50,000	\$50,000
417000 SICK LEAVE/VACAT BUY-BACK	\$7,393	\$6,318	\$4,726	\$7,321	\$7,321
414002 SIGNING BONUS	\$0	\$55,650	\$44,000	\$55,650	\$65,000
419006 MANDATORY MEDICARE	\$5,093	\$10,513	\$12,572	\$18,061	\$27,988
<b>414100 SALARIES/WAGES</b>	<b>\$12,485</b>	<b>\$72,482</b>	<b>\$61,298</b>	<b>\$131,032</b>	<b>\$150,309</b>
419001 SOCIAL SECURITY	\$15,036	\$13,904	\$12,215	\$19,125	\$19,125
419002 MEDICAL	\$9,042,604	\$10,034,106	\$9,157,579	\$11,350,000	\$11,125,000
419005 SEVERANCE PAY	\$189,695	\$170,427	\$150,958	\$200,000	\$200,000
419010 UNEMPLOYMENT COMPENSAT	\$21,229	\$36,639	\$45,496	\$65,804	\$54,737
419011 WORKERS' COMP-ADJ FEES	\$30,415	\$25,704	\$38,389	\$61,104	\$60,000
419012 LOSS TIME & MED	\$21,519	\$161,957	\$128,546	\$250,000	\$250,000
419014 STATE FEES & ASSESSMENTS	\$25,436	\$28,846	\$43,722	\$45,000	\$45,000
419015 EXCESS POLICY & BOND	\$102,057	\$104,141	\$110,702	\$119,733	\$129,875
419018 MEDICAL-EMPLOYEE CONTRIB	(\$193)	\$0	\$0	\$0	\$0
<b>419100 FRINGE BENEFITS</b>	<b>\$9,447,798</b>	<b>\$10,575,723</b>	<b>\$9,687,607</b>	<b>\$12,110,766</b>	<b>\$11,883,737</b>
<b>419995 PERSONNEL</b>	<b>\$9,460,284</b>	<b>\$10,648,205</b>	<b>\$9,748,905</b>	<b>\$12,241,798</b>	<b>\$12,034,046</b>
420040 TELEPHONE	\$43,960	\$30,424	\$130,224	\$159,899	\$159,899
<b>420100 COMMUNICATIONS</b>	<b>\$43,960</b>	<b>\$30,424</b>	<b>\$130,224</b>	<b>\$159,899</b>	<b>\$159,899</b>
421010 LEGAL	\$7,975	\$2,025	\$0	\$20,000	\$20,000
421030 CONSULTING	\$81,046	\$73,527	\$72,886	\$140,000	\$140,000
421050 OTHER PROFESSIONAL FEES	\$4,000	\$2,000	\$0	\$4,100	\$4,100
<b>421100 PROFESSIONAL SRVC</b>	<b>\$93,021</b>	<b>\$77,552</b>	<b>\$72,886</b>	<b>\$164,100</b>	<b>\$164,100</b>
422000 SEWERAGE	\$18,222	\$0	\$0	\$0	\$0
422010 WATER	\$44,241	\$0	\$0	\$0	\$0
422080 SEWERAGE MAINT CHARGES	\$2,734	\$0	\$0	\$0	\$0
<b>422100 UTILITIES &amp; SRVC</b>	<b>\$65,197</b>	<b>\$0</b>	<b>\$0</b>	<b>\$0</b>	<b>\$0</b>
423002 STOP/LOSS PREMIUM	\$358,513	\$392,076	\$434,210	\$506,000	\$521,225
423010 AUTOMOBILE PREM	\$88,735	\$88,617	\$88,359	\$90,111	\$94,617
423011 AUTO DEDUCT	\$3,422	\$3,767	\$3,815	\$42,000	\$42,000
423020 GENERAL LIABILITY PREM	\$59,355	\$59,277	\$59,104	\$60,276	\$63,290
423021 GEN LIAB DEDUCT	\$47,719	\$97,617	\$80,637	\$40,000	\$67,000
423023 LIABILITY SETT. CLAIMS	\$0	\$0	\$1,045,000	\$1,400,000	\$1,400,000
423030 BOILER	\$5,973	\$5,782	\$5,173	\$5,876	\$6,170
423040 PROPERTY & CRIME PREM	\$137,593	\$129,332	\$116,574	\$128,446	\$110,234
423041 PROPERTY DEDUCT	(\$6)	\$0	\$0	\$0	\$0
423050 INLAND MARINE	\$17,853	\$19,146	\$20,623	\$20,601	\$21,631
423060 FLOOD PREM	\$34,343	\$35,167	\$37,999	\$38,808	\$40,748
423090 PUBLIC OFF PREM	\$45,136	\$45,076	\$44,945	\$45,836	\$48,128
423091 PUBLIC OFF DEDUCT	\$6,834	\$9,752	\$31,189	\$5,250	\$5,250
423095 EXCESS LIABILITY	\$63,949	\$63,864	\$63,678	\$64,940	\$68,187
<b>423100 INSURANCE</b>	<b>\$869,419</b>	<b>\$949,472</b>	<b>\$2,031,305</b>	<b>\$2,448,144</b>	<b>\$2,488,479</b>
425090 MAINT SERV CONTRACT	\$6,951	\$18,245	\$8,962	\$20,792	\$20,792
<b>425100 MAINT &amp; REPAIRS</b>	<b>\$6,951</b>	<b>\$18,245</b>	<b>\$8,962</b>	<b>\$20,792</b>	<b>\$20,792</b>
429009 ADMIN/TRUSTEE FEE	\$8,239	\$4,260	\$6,211	\$10,000	\$10,000
429014 CONTRACTED PERSONNEL SVS.	\$0	\$2,110	\$7,772	\$0	\$0.00
429017 MEMBERSHIPS	\$0	\$3,049	\$1,791	\$5,272	\$5,272
429095 BANK SERV CHARGES	\$7,331	\$0	\$0	\$9,000	\$0
<b>429100 CONTRACTED SRVC</b>	<b>\$15,570</b>	<b>\$9,419</b>	<b>\$15,773</b>	<b>\$24,272</b>	<b>\$15,272</b>

# 2019 Approved Budget

## Expenditure Line Item

### BUDGET UNIT: 01010188 GENERAL EXPENSES

Account	2016 Actual	2017 Actual	2018 Actual YTD (12/31)	2018 Adopted Budget	2019 Approved Budget
<b>429995 SERVICES</b>	<b>\$1,094,118</b>	<b>\$1,085,112</b>	<b>\$2,259,151</b>	<b>\$2,817,207</b>	<b>\$2,848,542</b>
430002 SOFTWARE	\$6,300	\$0	\$7,369	\$25,000	\$25,000
430011 CUSTODIAL	\$0	\$0	\$2,390	\$0	
430099 MISC SUPPLIES AND EXP	\$0	\$1	\$0	\$306	\$0
<b>430100 SUPPLIES &amp; EXP</b>	<b>\$6,300</b>	<b>\$1</b>	<b>\$9,759</b>	<b>\$25,306</b>	<b>\$25,000</b>
439060 OPERATIONS EQUIPMENT	\$0	\$0	\$2,257	\$0	
<b>439100 MINOR CAPITAL</b>	<b>\$0.00</b>	<b>\$0.00</b>	<b>\$2,256.74</b>	<b>\$0.00</b>	<b>\$0.00</b>
<b>439995 SUPPLIES</b>	<b>\$6,300</b>	<b>\$1</b>	<b>\$12,016</b>	<b>\$25,306</b>	<b>\$25,000</b>
447030 INTEREST PMT	\$0	\$0	\$470	\$0	\$0
<b>447100 INTEREST EXPENSE</b>	<b>\$0</b>	<b>\$0</b>	<b>\$470</b>	<b>\$0</b>	<b>\$0</b>
452014 SECURITY UPGRADE	\$1,384	\$0	\$0	\$5,000	\$0
<b>450100 CAPITAL OUTLAY</b>	<b>\$1,384</b>	<b>\$0</b>	<b>\$0</b>	<b>\$5,000</b>	<b>\$0</b>
453006 EQUIPMENT-PENTAMATION SYS	\$0	\$0	\$4,730	\$0	\$0
453049 LEASE PURCHASE	\$0	\$487	\$0	\$299	\$0
<b>453100 CAPITAL OUTLAY</b>	<b>\$0</b>	<b>\$487</b>	<b>\$4,730</b>	<b>\$299</b>	<b>\$0</b>
462000 GRANTS TO LOCAL UNITS	\$0	\$0	\$0	\$0	\$110,000
462002 GRANTS TO CAT	\$228,287	\$255,996	\$307,406	\$307,406	\$344,573
464005 WALK TO WORK PROGRAM	\$0	\$0	\$0	\$0	\$23,000
<b>460100 SUBSIDIES &amp; GRANTS</b>	<b>\$228,287</b>	<b>\$255,996</b>	<b>\$307,406</b>	<b>\$307,406</b>	<b>\$477,573</b>
481055 LIABILITY INSURANCE CLAIM	\$300,000	\$402,617	\$0	\$0	\$0
<b>480000 NON-EXPENDITURE ITEMS</b>	<b>\$300,000</b>	<b>\$402,617</b>	<b>\$0</b>	<b>\$0</b>	<b>\$0</b>
485000 REFUND PRIOR YEAR REVENUE	\$0	\$20,780	\$19,877	\$0	\$0
485001 REF/RET PRYR GRNT REVENUE	\$0	\$0	\$383	\$0	\$0
485002 FINES AND SETTLEMENTS	\$1,500,000	\$1,001,650	\$0	\$0	\$0
<b>480100 NON-EXP ITEMS</b>	<b>\$1,500,000</b>	<b>\$1,022,430</b>	<b>\$20,259</b>	<b>\$0</b>	<b>\$0</b>
<b>499995 OTHER</b>	<b>\$2,029,671</b>	<b>\$1,681,530</b>	<b>\$332,865</b>	<b>\$312,705</b>	<b>\$477,573</b>
<b>01010188 GENERAL EXPENSES</b>	<b>\$12,590,373</b>	<b>\$13,414,848</b>	<b>\$12,352,937</b>	<b>\$15,397,016</b>	<b>\$15,385,161</b>

# 2019 Approved Budget

## Expenditure Line Item

### **BUDGET UNIT: 01010189 FUND TRANSFERS**

<b>Account</b>	<b>2016 Actual</b>	<b>2017 Actual</b>	<b>2018 Actual YTD (12/31)</b>	<b>2018 Adopted Budget</b>	<b>2019 Approved Budget</b>
481006 CAPITOL PROJECTS FUND	\$0	\$500,000	\$200,000	\$200,000	\$2,532,000
481007 DEBT SERVICE FUND TRANS	\$9,217,206	\$9,699,834	\$9,858,806	\$9,866,020	\$9,833,638
481011 STATE GRANTS FUND	\$0	\$325,796	\$32,167	\$0	\$0
481012 BLIGHT REMED FUND TRANS	\$0	\$0	\$4,000	\$0	\$0
481014 FEDERAL GRANTS	\$0	\$2,625,870	\$250,000	\$0	\$0
481025 NEIGHBORHOOD SVCS FUND	\$0	\$0	\$29,701	\$0	\$0
481026 SENATORS FUND	\$0	\$262,921	\$239,681	\$239,681	\$256,778
481056 SPECIAL EVENTS FUND				\$30,000	\$0
<b>481000 INTERFUND TRANSFERS</b>	<b>\$9,217,206</b>	<b>\$13,414,421</b>	<b>\$10,614,356</b>	<b>\$10,335,701</b>	<b>\$12,622,416</b>
<b>499995 OTHER</b>	<b>\$9,217,206</b>	<b>\$13,414,421</b>	<b>\$10,614,356</b>	<b>\$10,335,701</b>	<b>\$12,622,416</b>
<b>01010189 FUND TRANSFERS</b>	<b>\$9,217,206</b>	<b>\$13,414,421</b>	<b>\$10,614,356</b>	<b>\$10,335,701</b>	<b>\$12,622,416</b>

BUREAU OF NEIGHBORHOOD SERVICES

2019 APPROVED BUDGET

RESOURCES		APPROPRIATIONS	
INVESTMENT INCOME	1,000	PERSONNEL	5,493,822
GARBAGE/REFUSE COLLECTION	3,837,500	SERVICES	9,662,815
DISPOSAL	10,432,000	SUPPLIES	917,400
STATE GRANTS	347,725	OTHER	4,474,956
OTHER REVENUE	1,027,162		
TRANSFERS	5,151		
FUND BALANCE APPROPRIATION	4,942,231	TOTAL APPROPRIATION	<u>20,548,993</u>
TOTAL RESOURCES	<u>20,592,769</u>		



BUREAU OF NEIGHBORHOOD SERVICES

2019 APPROVED BUDGET

Account Name	2016 Actual	2017 Actual	2018 Actual YTD (12/31)	2018 Adopted Budget	2019 Approved Budget
<b>REVENUE ANALYSIS SUMMARY</b>					
Investment Income	996	21,670	53,189	999	1,000
Garbage/Refuse Collection	3,546,531	3,927,987	4,256,496	3,762,500	3,837,500
Disposal	9,396,255	10,363,342	9,997,210	10,228,000	10,432,000
State Grants	0	93,582	58,282	41,765	347,725
Other Revenue	317,453	184,938	414,995	674,327	1,027,162
Transfers	2,334,275	5,305,078	29,701	1,710	5,151
<b>TOTAL REVENUE</b>	<b>15,595,510</b>	<b>19,896,596</b>	<b>14,809,873</b>	<b>14,709,301</b>	<b>15,650,538</b>
Fund Balance Appropriation	0	0	0	4,577,182	4,942,231
<b>TOTAL RESOURCES</b>	<b>15,595,510</b>	<b>19,896,596</b>	<b>14,809,873</b>	<b>19,286,483</b>	<b>20,592,769</b>

<b>REVENUE ANALYSIS DETAIL</b>					
Interest-Savings Account	0	0	0	3	0
Interest-Other	996	21,670	53,189	996	1,000
Gain on Sale of Assets	0	0	0	0	0
Garbage/Refuse Collection	3,546,531	3,927,987	4,256,496	3,750,000	3,825,000
Filling Fee/ Court Cost Remittance	0	0	0	1,000	1,000
Other Public Works Revenue	0	7,791	16,857	7,791	8,000
Other Operational Revenue	0	0	0	400,000	900,000
Sanitation Liens-Principal	0	0	0	10,000	10,000
Sanitation Liens-Interest	0	0	0	2,500	2,500
Sanitation Escrow	17,318	(726)	8,158	14,197	14,197
Disposal Escrow	212,685	75,911	213,065	143,719	0
State Grants	0	93,582	58,282	41,765	347,725
Ready to Dispose Charges	9,396,255	10,363,342	9,997,210	10,200,000	10,404,000
Disposal Liens-Principal	0	0	0	24,000	24,000
Disposal Liens-Interest	0	0	0	4,000	4,000
Medical-Employee Contributions	87,398	97,243	173,529	103,681	103,681
Refund of Expenditures	52	1,064	3,387	284	284
Sale of Assets	0	3,655	0	3,655	0
General Fund - Transfer	0	0	29,701	0	0
Federal Grants - Transfer	0	355,613	0	0	0
Sanitation Fund - Transfer	0	1,025,939	0	1,710	5,151
Disposal Fund - Transfer	2,334,275	3,923,525	0	0	0
<b>TOTAL REVENUE</b>	<b>15,595,510</b>	<b>19,896,596</b>	<b>14,809,873</b>	<b>14,709,301</b>	<b>15,650,538</b>
Fund Balance Appropriation	0	0	0	4,577,182	4,942,231
<b>TOTAL RESOURCES</b>	<b>15,595,510</b>	<b>19,896,596</b>	<b>14,809,873</b>	<b>19,286,483</b>	<b>20,592,769</b>

BUREAU OF NEIGHBORHOOD SERVICES

2019 APPROVED BUDGET

Account Name	2016 Actual	2017 Actual	2018 Actual YTD (12/31)	2018 Adopted Budget	2019 Approved Budget
EXPENDITURE ANALYSIS SUMMARY					
Personnel	3,839,036	4,583,613	4,765,866	5,248,334	5,493,822
Services	7,974,069	8,140,847	8,122,229	8,795,350	9,662,815
Supplies	290,474	541,394	656,112	888,500	917,400
Other	1,617,165	1,501,981	2,364,064	4,336,993	4,474,956
 TOTAL EXPENDITURES	13,720,744	14,767,836	15,908,272	19,269,176	20,548,993

EXPENDITURE ANALYSIS SUMMARY

2019 APPROVED BUDGET

	2016 Actual	2017 Actual	2018 Actual YTD (12/31)	2018 Adopted Budget	2019 Approved Budget
<b>DEPARTMENT OF NEIGHBORHOOD SERVICES</b>					
<b><u>2562 CITY SERVICES</u></b>					
Personnel	3,839,036	4,583,613	4,765,866	5,248,334	4,524,543
Services	7,974,069	8,140,847	8,075,869	8,682,990	9,471,715
Supplies	290,474	541,394	587,984	729,360	692,000
Other	1,617,165	1,501,981	2,352,837	4,326,993	4,374,956
TOTALS	<u>13,720,744</u>	<u>14,767,836</u>	<u>15,782,556</u>	<u>18,987,676</u>	<u>19,063,214</u>
<b><u>2584 PARKS MAINTENANCE</u></b>					
Personnel	0	0	0	0	969,279
Services	0	0	46,360	112,360	191,100
Supplies	0	0	68,128	159,140	225,400
Other	0	0	11,227	10,000	100,000
TOTALS	<u>0</u>	<u>0</u>	<u>125,716</u>	<u>281,500</u>	<u>1,485,779</u>
<b>TOTAL DEPARTMENT OF NEIGHBORHOOD SERVICES</b>					
Personnel	3,839,036	4,583,613	4,765,866	5,248,334	5,493,822
Services	7,974,069	8,140,847	8,122,229	8,795,350	9,662,815
Supplies	290,474	541,394	656,112	888,500	917,400
Other	1,617,165	1,501,981	2,364,064	4,336,993	4,474,956
TOTAL EXPENDITURES	<u><u>13,720,744</u></u>	<u><u>14,767,836</u></u>	<u><u>15,908,272</u></u>	<u><u>19,269,176</u></u>	<u><u>20,548,993</u></u>

## 2019 Approved Budget

### Revenue Line Item

#### BUDGET UNIT: 25062500 NEIGHBORHOOD SERVICES

Account	2016 Actual	2017 Actual	2018 Actual YTD (12/31)	2018 Adopted Budget	2019 Approved Budget
324020 FILE FEE/COURT COST REMIT	\$0	\$0	\$0	\$1,000	\$1,000
<b>324100 MERC/BUS PRIVIL LICENSES</b>	<b>\$0</b>	<b>\$0</b>	<b>\$0</b>	<b>\$1,000</b>	<b>\$1,000</b>
343090 OTHER PUB WORKS	\$0	\$7,791	\$16,857	\$7,791	\$8,000
<b>343100 DEPT PUBLIC WORKS REVENUE</b>	<b>\$0</b>	<b>\$7,791</b>	<b>\$16,857</b>	<b>\$7,791</b>	<b>\$8,000</b>
350000 SAVINGS ACCT INTEREST	\$0	\$0	\$0	\$3	\$0
352000 INT ON INVSTMTS/GRANT	\$996	\$21,670	\$53,189	\$996	\$1,000
<b>350100 INTEREST INCOME</b>	<b>\$996</b>	<b>\$21,670</b>	<b>\$53,189</b>	<b>\$999</b>	<b>\$1,000</b>
358090 SALE OF ASSETS	\$0	\$3,655	\$0	\$3,655	\$0
<b>355100 RENTAL REVENUE</b>	<b>\$0</b>	<b>\$3,655</b>	<b>\$0</b>	<b>\$3,655</b>	<b>\$0</b>
367007 GARBAGE AND REFUSE COLL	\$3,546,531	\$3,927,987	\$4,256,496	\$3,750,000	\$3,825,000
367009 OTHER COLLECTION FEE REV	\$0	\$0	\$0	\$400,000	\$900,000
367040 SANITATION ESCROW	\$17,318	(\$726)	\$8,158	\$14,197	\$14,197
367051 COLLECTION LIENS PRINC	\$0	\$0	\$0	\$10,000	\$10,000
367052 COLLECTION LIENS INT	\$0	\$0	\$0	\$2,500	\$2,500
<b>367100 COLLECTION FEE</b>	<b>\$3,563,850</b>	<b>\$3,927,261</b>	<b>\$4,264,653</b>	<b>\$4,176,697</b>	<b>\$4,751,697</b>
368004 READY TO DISP. CHARGES	\$9,396,255	\$10,363,342	\$9,997,210	\$10,200,000	\$10,404,000
368040 DISPOSAL ESCROW	\$212,685	\$75,911	\$213,065	\$143,719	\$0
368051 DISP RTS INC LIENS PRIN.	\$0	\$0	\$0	\$24,000	\$24,000
368052 DISP RTS INC. LIENS -INT.	\$0	\$0	\$0	\$4,000	\$4,000
<b>368100 DISPOSAL FEE</b>	<b>\$9,608,940</b>	<b>\$10,439,253</b>	<b>\$10,210,275</b>	<b>\$10,371,719</b>	<b>\$10,432,000</b>
382000 CONTRIBUTIONS AND DONAT	\$0	\$0	\$1,000	\$0	\$0
385003 EXPRESS SCRIPT REBATE	\$31,932	\$18,934	\$0	\$0	\$0
385006 MEDICARE PART D PROGRAM	\$4,458	\$13,313	\$0	\$0	\$0
385018 MEDICAL-EMPLOYEE CONTRIB	\$87,398	\$97,243	\$173,529	\$103,681	\$103,681
385000 REFUNDS OF EXPENDITURES	\$52	\$1,064	\$3,387	\$284	\$284
385090 MISCELLANEOUS	\$0	\$0	\$10,000	\$0	\$0
<b>380100 MISCELLANEOUS</b>	<b>\$123,840</b>	<b>\$130,553</b>	<b>\$187,916</b>	<b>\$103,965</b>	<b>\$103,965</b>
389007 LOAN PROCEEDS	\$1,647,151	\$0	\$0	\$0	\$0
<b>389000 OTHER FINANCING SOURCES</b>	<b>\$1,647,151</b>	<b>\$0</b>	<b>\$0</b>	<b>\$0</b>	<b>\$0</b>
396000 GRANT PROCEEDS	\$0	\$93,582	\$58,282	\$41,765	\$347,725
<b>390100 INTERGOVERNMENTAL</b>	<b>\$0</b>	<b>\$93,582</b>	<b>\$58,282</b>	<b>\$41,765</b>	<b>\$347,725</b>
398001 GENERAL FUND	\$0	\$0	\$29,701	\$0	\$0
398014 FEDERAL GRANTS	\$0	\$355,613	\$0	\$0	\$0
398027 SANITATION UTILITY FUND	\$0	\$1,025,939	\$0	\$1,710	\$5,151
398028 DISPOSAL UTILITY FUND	\$2,334,275	\$3,923,525	\$0	\$0	\$0
<b>398100 INTERFUND TRANSFERS</b>	<b>\$2,334,275</b>	<b>\$5,305,078</b>	<b>\$29,701</b>	<b>\$1,710</b>	<b>\$5,151</b>
399099 ESTIMATED CASH CARRYOVER	\$0	\$0	\$0	\$4,577,182	\$4,942,231
<b>399100 EST CASH CARRYOVER</b>	<b>\$0</b>	<b>\$0</b>	<b>\$0</b>	<b>\$4,577,182</b>	<b>\$4,942,231</b>
<b>25062500 NEIGHBORHOOD SERVICES FUND</b>	<b>\$17,279,051</b>	<b>\$19,928,842</b>	<b>\$14,820,873</b>	<b>\$19,286,483</b>	<b>\$20,592,769</b>

# 2019 Approved Budget

## Expenditure Line Item

### BUDGET UNIT: 25062562 CITY SERVICES

Account	2016 Actual	2017 Actual	2018 Actual YTD (12/31)	2018 Adopted Budget	2019 Approved Budget
414000 SALARIES & WAGES	\$2,468,025	\$2,840,511	\$3,117,574	\$3,456,038	\$2,770,988
416000 OVERTIME	\$275,921	\$209,592	\$212,574	\$250,000	\$220,000
414002 SIGNING BONUS	\$0	\$57,000	\$49,000	\$57,000	\$65,000
417000 SICK LEAVE/VACAT BUY-BACK	\$9,462	\$7,534	\$9,813	\$11,000	\$10,000
<b>414100 SALARIES/WAGES</b>	<b>\$2,753,408</b>	<b>\$3,114,637</b>	<b>\$3,388,961</b>	<b>\$3,774,038</b>	<b>\$3,065,988</b>
419001 SOCIAL SECURITY	\$205,550	\$239,531	\$255,518	\$289,743	\$321,555
419002 MEDICAL	\$782,226	\$965,931	\$945,703	\$949,552	\$900,000
419005 SEVERANCE PAY	\$5,091	\$104,226	\$49,130	\$70,000	\$70,000
419010 UNEMPLOYMENT COMPENSAT	\$700	\$14,310	\$7,547	\$15,000	\$15,000
419011 WORKERS' COMP-ADJ FEES	\$3,091	\$2,564	\$3,806	\$5,000	\$5,000
419012 LOSS TIME & MED	\$88,969	\$142,414	\$115,201	\$145,000	\$147,000
<b>419100 FRINGE BENEFITS</b>	<b>\$1,085,628</b>	<b>\$1,468,976</b>	<b>\$1,376,905</b>	<b>\$1,474,295</b>	<b>\$1,458,555</b>
<b>419995 PERSONNEL</b>	<b>\$3,839,036</b>	<b>\$4,583,613</b>	<b>\$4,765,866</b>	<b>\$5,248,334</b>	<b>\$4,524,543</b>
420010 ADVERTISING	\$2,393	\$1,415	\$0	\$5,000	\$2,500
420020 PRINTING	\$16,521	\$21,707	\$19,885	\$24,000	\$22,000
420040 TELEPHONE	\$39,885	\$35,937	\$42,194	\$40,000	\$40,000
420050 POSTAGE	\$3,472	\$21,904	\$2,471	\$4,000	\$2,000
<b>420100 COMMUNICATIONS</b>	<b>\$62,272</b>	<b>\$80,963</b>	<b>\$64,550</b>	<b>\$73,000</b>	<b>\$66,500</b>
421010 LEGAL	\$0	\$0	\$0	\$4,000	\$250,000
421020 AUDIT	\$7,000	\$7,000	\$8,500	\$8,500	\$8,500
421040 COLLECTION(OPT & LIENS)	\$0	\$0	\$0	\$2,000	\$2,000
421050 OTHER PROFESSIONAL FEES	\$0	\$95	\$95	\$0	\$0
421070 ARBITRATION	\$0	\$0	\$0	\$10,000	\$5,000
421080 FILING FEES	\$0	\$0	\$0	\$8,000	\$8,000
421030 CONSULTING	\$4,631	\$2,441	\$18,755	\$40,000	\$40,000
<b>421100 PROFESSIONAL SRVC</b>	<b>\$11,631</b>	<b>\$9,536</b>	<b>\$27,349</b>	<b>\$72,500</b>	<b>\$313,500</b>
422000 SEWERAGE	\$24,525	\$17,248	\$5,521	\$15,000	\$18,000
422010 WATER	\$129,833	\$88,299	\$39,769	\$120,000	\$120,000
422020 ELECTRICITY	\$51,411	\$61,335	\$49,988	\$60,000	\$60,000
422030 HEAT	\$90,047	\$59,098	\$87,455	\$100,000	\$100,000
422040 PROPERTY TAXES	\$169,659	\$105,644	\$1,506	\$0	\$0
422060 POWER-STREET LIGHTS	\$50,000	\$60,657	\$55,042	\$55,000	\$65,000
422080 SEWERAGE MAINT CHARGES	\$4,517	\$3,342	\$815	\$2,000	\$5,000
422090 REFUSE	\$0	\$36	\$26	\$36	\$36
422091 DISPOSAL	\$5,530,211	\$5,963,436	\$6,146,058	\$6,200,000	\$6,355,000
422093 RECYCLING DISPOSAL	\$0	\$0	\$0	\$0	\$400,000
<b>422100 UTILITIES &amp; SRVC</b>	<b>\$6,050,203</b>	<b>\$6,359,095</b>	<b>\$6,386,181</b>	<b>\$6,552,036</b>	<b>\$7,123,036</b>
423002 STOP/LOSS PREMIUM	\$26,782	\$37,324	\$47,708	\$46,575	\$49,370
423010 AUTOMOBILE PREM	\$21,478	\$21,450	\$21,487	\$22,733	\$23,870
423011 AUTO DEDUCT	\$14,203	\$3,202	\$19,163	\$25,000	\$26,250
423020 GENERAL LIABILITY PREM	\$5,594	\$5,587	\$5,570	\$5,921	\$6,217
423095 EXCESS LIABILITY	\$2,231	\$2,228	\$2,222	\$2,361	\$2,480
<b>423100 INSURANCE</b>	<b>\$70,289</b>	<b>\$69,791</b>	<b>\$96,151</b>	<b>\$102,590</b>	<b>\$108,186</b>
424060 OTHER RENTALS	\$1,140	\$96,454	\$1,659	\$175,000	\$75,000
424061 UNIFORM RENTALS	\$27,490	\$35,231	\$41,669	\$40,000	\$50,000
<b>424100 RENTALS</b>	<b>\$28,630</b>	<b>\$131,685</b>	<b>\$43,329</b>	<b>\$215,000</b>	<b>\$125,000</b>
425010 VEHICULAR EQUIPMENT	\$116,220	\$201,419	\$184,380	\$200,000	\$200,000
425030 BUILDING MAINT	\$9,723	\$7,777	\$4,820	\$5,000	\$0

# 2019 Approved Budget

## Expenditure Line Item

### BUDGET UNIT: 25062562 CITY SERVICES

Account	2016 Actual	2017 Actual	2018 Actual YTD (12/31)	2018 Adopted Budget	2019 Approved Budget
425031 POOLS/RECREATIONAL EQUIP	\$58	\$0	\$375	\$5,300	\$0
425050 COMMUNICATIONS EQUIPMENT	\$0	\$0	\$430	\$3,700	\$0
425090 MAINT SERV CONTRACT	\$31,763	\$76,251	\$52,567	\$130,000	\$250,000
425099 OTHER CONT MAINT	\$1,010	\$1,273	\$563	\$1,000	\$0
<b>425100 MAINT &amp; REPAIRS</b>	<b>\$158,774</b>	<b>\$286,720</b>	<b>\$243,135</b>	<b>\$345,000</b>	<b>\$450,000</b>
429001 TUITION/TRAINING	\$6,900	\$0	\$0	\$0	\$10,000
429003 GENERAL ADMIN. CHARGES	\$811,063	\$811,063	\$811,063	\$811,063	\$811,063
429009 ADMIN/TRUSTEE FEE	\$396	\$305	\$668	\$300	\$400
429011 DEMOLITION & CLEARING	\$4,588	\$4,125	\$256,449	\$250,000	\$250,000
429013 INCINERATOR TRUCK PERMIT	\$3,950	\$4,300	\$3,950	\$5,000	\$7,000
429014 CONTRACTED PERSONNEL SVS.	\$4,800	\$0	\$16,800	\$5,000	\$7,000
429090 MISC CONTRACTED SRVCS	\$760,552	\$383,244	\$126,245	\$250,000	\$200,000
429095 BANK SERV CHARGES	\$22	\$22	\$0	\$1,500	\$30
<b>429100 CONTRACTED SRVC</b>	<b>\$1,592,271</b>	<b>\$1,203,058</b>	<b>\$1,215,174</b>	<b>\$1,322,863</b>	<b>\$1,285,493</b>
<b>429995 SERVICES</b>	<b>\$7,974,069</b>	<b>\$8,140,847</b>	<b>\$8,075,869</b>	<b>\$8,682,990</b>	<b>\$9,471,715</b>
430001 EDUCATIONAL	\$644	\$2,190	\$5,362	\$9,400	\$10,000
430002 SOFTWARE	\$15,664	\$9,041	\$21,365	\$70,000	\$16,000
430009 OFFICE	\$3,122	\$8,657	\$6,193	\$7,360	\$5,000
430011 CUSTODIAL	\$2,860	\$8,292	\$6,238	\$10,000	\$0
430012 PERSONAL SAFETY	\$8,812	\$7,185	\$13,034	\$10,800	\$12,000
430014 WEARING APPAREL	\$11,799	\$8,607	\$7,263	\$6,000	\$12,000
430029 BLDG MAINT SUPPLIES	\$0	\$16,445	\$3,933	\$0	\$0
430030 SNOW CONTROL	\$0	\$49,003	\$35,972	\$56,000	\$55,000
430031 ASPHALT	\$12,189	\$9,363	\$65,807	\$50,000	\$60,000
430032 CONCRETE	\$61	\$2,558	\$4,270	\$13,800	\$5,000
430037 CHEMICALS	\$1,356	\$1,202	\$0	\$0	\$30,000
430040 BOTANICAL	\$26,476	\$16,355	\$8,576	\$0	\$0
430042 TOOLS & HARDWARE	\$20,847	\$26,770	\$26,899	\$24,000	\$25,000
430050 MOTOR FUELS/LUBRICANTS	\$100,000	\$150,000	\$149,000	\$149,000	\$155,000
430051 TIRES & BATTERIES	\$20,000	\$22,000	\$30,000	\$30,000	\$30,000
430052 VEHICLE PARTS & SUPPLIES	\$0	\$24,037	\$21,183	\$20,000	\$20,000
430055 MECH EQUIP PARTS	\$537	\$1,464	\$0	\$7,000	\$7,000
430063 DEMOLITION SUPPLIES	\$0	\$38,629	\$15,846	\$100,000	\$100,000
430064 COMMERCIAL TRASH TOTERS	\$0	\$9,974	\$33,196	\$20,000	\$20,000
430065 RESIDENTIAL RECYCL TOTERS	\$0	\$9,986	\$5,268	\$20,000	\$20,000
430066 RESIDENTIAL TRASH TOTERS	\$0	\$28,216	\$16,875	\$20,000	\$20,000
430067 COMMERCIAL RECYCL TOTERS	\$0	\$9,974	\$17,497	\$20,000	\$20,000
430099 MISC SUPPLIES AND EXP	\$24,480	\$31,423	\$53,441	\$24,000	\$30,000
<b>430100 SUPPLIES &amp; EXP</b>	<b>\$248,847</b>	<b>\$491,371</b>	<b>\$547,218</b>	<b>\$667,360</b>	<b>\$652,000</b>
439011 COMPOSTING	\$8	\$0	\$0	\$0	\$0
439015 OFFICE EQUIPMENT	\$2,124	\$9,482	\$3,633	\$10,000	\$10,000
439020 BUILDINGS & STRUCTURES	\$0	\$2,268	\$4,026	\$0	\$5,000
439030 VEHICULAR EQUIPMENT	\$0	\$2,800	\$0	\$0	\$0
439099 MISC EQUIPMENT	\$39,495	\$35,474	\$33,107	\$52,000	\$25,000
<b>439100 MINOR CAPITAL</b>	<b>\$41,627</b>	<b>\$50,023</b>	<b>\$40,765</b>	<b>\$62,000</b>	<b>\$40,000</b>
<b>439995 SUPPLIES</b>	<b>\$290,474</b>	<b>\$541,394</b>	<b>\$587,984</b>	<b>\$729,360</b>	<b>\$692,000</b>
447030 INTEREST PMT	\$436	\$144	\$0	\$0	\$0
<b>447100 INTEREST EXPENSE</b>	<b>\$436</b>	<b>\$144</b>	<b>\$0</b>	<b>\$0</b>	<b>\$0</b>

# 2019 Approved Budget

## Expenditure Line Item

### BUDGET UNIT: 25062562 CITY SERVICES

Account	2016 Actual	2017 Actual	2018 Actual YTD (12/31)	2018 Adopted Budget	2019 Approved Budget
448030 PRINCIPAL PMT	\$5,969	\$4,660	\$0	\$0	\$0
<b>448100 PRINCIPAL PAID</b>	<b>\$5,969</b>	<b>\$4,660</b>	<b>\$0</b>	<b>\$0</b>	<b>\$0</b>
450000 LAND	\$0	\$0	\$0	\$50,000	\$0
452000 BUILDINGS AND STRUCTURES	\$0	\$129,606	\$128,162	\$2,775,000	\$2,500,000
453000 OPERATIONS EQUIPMENT	\$0	\$0	\$3,224	\$0	\$0
452008 BUILDING IMPROVEMENTS	\$0	\$0	\$6,825	\$0	\$0
452014 SECURITY UPGRADE	\$0	\$0	\$41,829	\$0	\$0
454000 MOTOR EQUIPMENT	\$22,781	\$28,992	\$0	\$0	\$0
<b>450100 CAPITAL OUTLAY</b>	<b>\$22,781</b>	<b>\$158,597</b>	<b>\$180,039</b>	<b>\$2,825,000</b>	<b>\$2,500,000</b>
453004 EQUIPMENT-VEHICLE	\$1,337,877	\$941,193	\$1,224,113	\$672,000	\$990,859
453030 MOTOR VEHICLE/EQUIPMENT	\$0	\$0	\$87,838	\$0	\$0
453039 EQUIPMENT-COMMUNICATION	\$0	\$0	\$133,112	\$115,000	\$0
453049 LEASE PURCHASE	\$208,196	\$396,342	\$651,940	\$644,993	\$734,097
453099 EQUIPMENT-OTHER	\$23,608	\$0	\$75,796	\$70,000	\$150,000
<b>453100 CAPITAL OUTLAY</b>	<b>\$1,569,681</b>	<b>\$1,337,536</b>	<b>\$2,172,799</b>	<b>\$1,501,993</b>	<b>\$1,874,956</b>
455003 EQUIPMENT	\$18,298	\$0	\$0	\$0	\$0
<b>455100 DEPRECIATION EXPENSE</b>	<b>\$18,298</b>	<b>\$0</b>	<b>\$0</b>	<b>\$0</b>	<b>\$0</b>
485000 REFUND PRIOR YEAR REVENUE	\$0	\$1,044	\$0	\$0	\$0
<b>480100 NON-EXP ITEMS</b>	<b>\$0</b>	<b>\$1,044</b>	<b>\$0</b>	<b>\$0</b>	<b>\$0</b>
<b>499995 OTHER</b>	<b>\$1,617,165</b>	<b>\$1,501,981</b>	<b>\$2,352,837</b>	<b>\$4,326,993</b>	<b>\$4,374,956</b>
<b>25062562 NEIGHBORHOOD SERVICES</b>	<b>\$13,720,744</b>	<b>\$14,767,836</b>	<b>\$15,782,556</b>	<b>\$18,987,676</b>	<b>\$19,063,214</b>

# 2019 Approved Budget

## Expenditure Line Item

### BUDGET UNIT: 25062584 PARK MAINTENANCE

Account	2016 Actual	2017 Actual	2018 Actual YTD (12/31)	2018 Adopted Budget	2019 Approved Budget
414000 SALARIES & WAGES	\$0	\$0	\$0	\$0	\$895,386
416000 OVERTIME	\$0	\$0	\$0	\$0	\$5,000
<b>414100 SALARIES/WAGES</b>	<b>\$0</b>	<b>\$0</b>	<b>\$0</b>	<b>\$0</b>	<b>\$900,386</b>
419001 SOCIAL SECURITY	\$0	\$0	\$0	\$0	\$68,893
<b>419100 FRINGE BENEFITS</b>	<b>\$0</b>	<b>\$0</b>	<b>\$0</b>	<b>\$0</b>	<b>\$68,893</b>
<b>419995 PERSONNEL</b>	<b>\$0</b>	<b>\$0</b>	<b>\$0</b>	<b>\$0</b>	<b>\$969,279</b>
420010 ADVERTISING	\$0	\$0	\$0	\$1,000	\$1,000
420020 PRINTING	\$0	\$0	\$0	\$360	\$500
420050 POSTAGE	\$0	\$0	\$0	\$1,000	\$1,000
<b>420100 COMMUNICATIONS</b>	<b>\$0</b>	<b>\$0</b>	<b>\$0</b>	<b>\$2,360</b>	<b>\$2,500</b>
424060 OTHER RENTALS	\$0	\$0	\$409	\$5,000	\$5,000
<b>424100 RENTALS</b>	<b>\$0</b>	<b>\$0</b>	<b>\$409</b>	<b>\$5,000</b>	<b>\$5,000</b>
425010 VEHICULAR EQUIPMENT	\$0	\$0	\$0	\$10,000	\$10,000
425030 BUILDING MAINT	\$0	\$0	\$15,896	\$30,000	\$40,000
425090 MAINT SERV CONTRACT	\$0	\$0	\$2,642	\$20,000	\$90,000
<b>425100 MAINT &amp; REPAIRS</b>	<b>\$0</b>	<b>\$0</b>	<b>\$18,538</b>	<b>\$60,000</b>	<b>\$140,000</b>
429001 TUITION/TRAINING	\$0	\$0	\$7,540	\$10,000	\$10,000
429015 TRAVEL	\$0	\$0	\$0	\$3,000	\$3,000
429016 CONFERENCES	\$0	\$0	\$0	\$3,000	\$3,000
429017 MEMBERSHIPS	\$0	\$0	\$0	\$3,000	\$1,600
429014 CONTRACTED PERSONNEL SVS.	\$0	\$0	\$4,625	\$8,000	\$8,000
429090 MISC CONTRACTED SRVCS	\$0	\$0	\$15,249	\$18,000	\$18,000
<b>429100 CONTRACTED SRVC</b>	<b>\$0</b>	<b>\$0</b>	<b>\$27,414</b>	<b>\$45,000</b>	<b>\$43,600</b>
<b>429995 SERVICES</b>	<b>\$0</b>	<b>\$0</b>	<b>\$46,360</b>	<b>\$112,360</b>	<b>\$191,100</b>
430001 EDUCATIONAL	\$0	\$0	\$0	\$600	\$600
430009 OFFICE	\$0	\$0	\$433	\$2,640	\$2,800
430011 CUSTODIAL	\$0	\$0	\$5,502	\$3,000	\$7,800
430012 PERSONAL SAFETY	\$0	\$0	\$2,380	\$2,200	\$2,600
430029 BLDG MAINT SUPPLIES	\$0	\$0	\$13,828	\$30,000	\$95,000
430030 SNOW CONTROL	\$0	\$0	\$1,988	\$2,000	\$2,000
430032 CONCRETE	\$0	\$0	\$0	\$1,200	\$5,000
430037 CHEMICALS	\$0	\$0	\$2,025	\$4,000	\$4,400
430040 BOTANICAL	\$0	\$0	\$21,469	\$65,000	\$75,000
430041 PLAYGROUND	\$0	\$0	\$0	\$3,000	\$4,000
430042 TOOLS & HARDWARE	\$0	\$0	\$8,954	\$13,500	\$17,000
430050 MOTOR FUELS/LUBRICANTS	\$0	\$0	\$0	\$1,000	\$1,000
430052 VEHICLE PARTS & SUPPLIES	\$0	\$0	\$2,400	\$5,000	\$5,000
430099 MISC SUPPLIES AND EXP	\$0	\$0	\$9,149	\$1,000	\$2,200
<b>430100 SUPPLIES &amp; EXP</b>	<b>\$0</b>	<b>\$0</b>	<b>\$68,128</b>	<b>\$134,140</b>	<b>\$224,400</b>
439015 OFFICE EQUIPMENT	\$0	\$0	\$0	\$5,000	\$1,000
439020 BUILDINGS & STRUCTURES	\$0	\$0	\$0	\$20,000	\$0
<b>439100 MINOR CAPITAL</b>	<b>\$0</b>	<b>\$0</b>	<b>\$0</b>	<b>\$25,000</b>	<b>\$1,000</b>
<b>439995 SUPPLIES</b>	<b>\$0</b>	<b>\$0</b>	<b>\$68,128</b>	<b>\$159,140</b>	<b>\$225,400</b>
452014 SECURITY UPGRADE	\$0	\$0	\$11,227	\$0	\$0
<b>450100 CAPITAL OUTLAY</b>	<b>\$0</b>	<b>\$0</b>	<b>\$11,227</b>	<b>\$0</b>	<b>\$0</b>
452008 BUILDING IMPROVEMENTS	\$0	\$0	\$0	\$10,000	\$40,000
<b>452100 BUILDING AND STRUCTURES</b>	<b>\$0</b>	<b>\$0</b>	<b>\$0</b>	<b>\$10,000</b>	<b>\$40,000</b>
453004 EQUIPMENT-VEHICLE	\$0	\$0	\$0	\$0	\$60,000
<b>453100 CAPITAL OUTLAY</b>	<b>\$0</b>	<b>\$0</b>	<b>\$0</b>	<b>\$0</b>	<b>\$60,000</b>
<b>499995 OTHER</b>	<b>\$0</b>	<b>\$0</b>	<b>\$11,227</b>	<b>\$10,000</b>	<b>\$100,000</b>
<b>25062584 PARK MAINT. NEIGHBORHOOD SVC</b>	<b>\$0</b>	<b>\$0</b>	<b>\$125,716</b>	<b>\$281,500</b>	<b>\$1,485,779</b>



STATE LIQUID FUELS TAX FUND

The State Liquid Fuels Tax Fund is funded by an annual Commonwealth of Pennsylvania State Liquid Fuels Tax allocation and investment income. This fund is used to account for state aid revenue expended primarily for streets and traffic lighting, traffic controls, and maintaining City roads and bridges in accordance with policies and procedures of the County Liquid Fuels Tax Act of 1931 and the Liquid Fuels Tax Act 655 of 1956 of the Commonwealth of Pennsylvania.

---

RESOURCE ALLOCATION  
2019 APPROVED BUDGET

---

RESOURCES		APPROPRIATIONS	
INVESTMENT INCOME	10,427	SERVICES	415,000
LIQUID FUELS TAX RECEIPTS	1,384,142	SUPPLIES	330,000
FUND BALANCE APPROPRIATION	1,984,543	OTHER	2,634,112
TOTAL RESOURCES	3,379,112	TOTAL APPROPRIATION	3,379,112

STATE LIQUID FUELS TAX FUND  
2019 APPROVED BUDGET

Account Name	2016 Actual	2017 Actual	2018 Actual YTD (12/31)	2018 Adopted Budget	2019 Approved Budget
<b>REVENUE ANALYSIS SUMMARY</b>					
Investment Income	4,146	16,237	39,348	10,427	10,427
Liquid Fuels Tax Receipts	1,267,434	1,326,297	1,390,667	1,365,098	1,384,142
<b>TOTAL REVENUE</b>	<u>1,271,580</u>	<u>1,342,534</u>	<u>1,430,015</u>	<u>1,375,526</u>	<u>1,394,569</u>
Fund Balance Appropriation	0	0	0	407,803	1,984,543
<b>TOTAL RESOURCES</b>	<u>1,271,580</u>	<u>1,342,534</u>	<u>1,430,015</u>	<u>1,783,328</u>	<u>3,379,112</u>

<b>REVENUE ANALYSIS DETAIL</b>					
Interest-Savings Account	0	0	0	0	0
Interest-Other	4,146	16,237	39,348	10,427	10,427
Liquid Fuels Tax Receipts	1,267,434	1,326,297	1,390,667	1,365,098	1,384,142
<b>TOTAL REVENUE</b>	<u>1,271,580</u>	<u>1,342,534</u>	<u>1,430,015</u>	<u>1,375,526</u>	<u>1,394,569</u>
Fund Balance Appropriation	0	0	0	407,803	1,984,543
<b>TOTAL RESOURCES</b>	<u>1,271,580</u>	<u>1,342,534</u>	<u>1,430,015</u>	<u>1,783,328</u>	<u>3,379,112</u>

<b>EXPENDITURE ANALYSIS SUMMARY</b>					
Personnel	0	0	0	0	0
Services	560,743	338,398	288,690	414,901	415,000
Supplies	210,359	63,496	209,869	250,000	330,000
Other	175,066	602,410	314,346	1,108,000	2,634,112
<b>TOTAL EXPENDITURES</b>	<u>946,168</u>	<u>1,004,304</u>	<u>812,905</u>	<u>1,772,901</u>	<u>3,379,112</u>

EXPENDITURE ANALYSIS DETAIL  
2019 APPROVED BUDGET

Special Revenue Fund

2020 State Liquid Fuels

Allocation Plan

SERVICES	2018 Adopted	2019 Approved
Communications	0	0
Professional Services	0	0
Utilities	414,901	415,000
Insurance	0	0
Rentals	0	0
Maintenance & Repairs	0	0
Contracted Services	0	0
TOTAL	414,901	415,000
SUPPLIES		
Supplies	250,000	330,000
Minor Capital Equipment	0	0
TOTAL	250,000	330,000
OTHER	1,108,000	2,634,112
TOTAL APPROPRIATION	1,772,901	3,379,112

## 2019 Approved Budget

Revenue Line Item

### BUDGET UNIT: 20062000 STATE LIQUID FUELS TAX FUND

Account	2016 Actual	2017 Actual	2018 Actual YTD (12/31)	2018 Adopted Budget	2019 Approved Budget
352000 INT ON INVSTMTS/GRANT	\$4,146	\$16,237	\$39,348	\$10,427	\$10,427
<b>350100 INTEREST INCOME</b>	<b>\$4,146</b>	<b>\$16,237</b>	<b>\$39,348</b>	<b>\$10,427</b>	<b>\$10,427</b>
396000 GRANT PROCEEDS	\$1,267,434	\$1,326,297	\$1,390,667	\$1,365,098	\$1,384,142
<b>390100 INTERGOVERNMENTAL</b>	<b>\$1,267,434</b>	<b>\$1,326,297</b>	<b>\$1,390,667</b>	<b>\$1,365,098</b>	<b>\$1,384,142</b>
399099 ESTIMATED CASH CARRYOVER	\$0	\$0	\$0	\$407,803	\$1,984,543
<b>399100 EST CASH CARRYOVER</b>	<b>\$0</b>	<b>\$0</b>	<b>\$0</b>	<b>\$407,803</b>	<b>\$1,984,543</b>
<b>20062000 STATE LIQUID FUELS TAX FUND</b>	<b>\$1,271,580</b>	<b>\$1,342,534</b>	<b>\$1,430,015</b>	<b>\$1,783,328</b>	<b>\$3,379,112</b>

# 2019 Approved Budget

## Expenditure Line Item

### BUDGET UNIT: 20062020 STATE LIQUID FUELS TAX FUND

Account	2016 Actual	2017 Actual	2018 Actual YTD (12/31)	2018 Adopted Budget	2019 Approved Budget
422060 POWER-STREET LIGHTS	\$442,172	\$288,743	\$237,593	\$359,901	\$360,000
422070 POWER-TRAFFIC LIGHTS	\$58,572	\$49,655	\$51,097	\$55,000	\$55,000
<b>422100 UTILITIES &amp; SRVC</b>	<b>\$500,743</b>	<b>\$338,398</b>	<b>\$288,690</b>	<b>\$414,901</b>	<b>\$415,000</b>
425010 VEHICULAR EQUIPMENT	\$60,000	\$0	\$0	\$0	\$0
<b>425100 MAINT &amp; REPAIRS</b>	<b>\$60,000</b>	<b>\$0</b>	<b>\$0</b>	<b>\$0</b>	<b>\$0</b>
<b>429995 SERVICES</b>	<b>\$560,743</b>	<b>\$338,398</b>	<b>\$288,690</b>	<b>\$414,901</b>	<b>\$415,000</b>
430030 SNOW CONTROL	\$84,400	\$23,247	\$128,485	\$100,000	\$175,000
430031 ASPHALT	\$20,824	\$26,859	\$13,836	\$75,000	\$75,000
430032 CONCRETE	\$2,504	\$816	\$0	\$5,000	\$5,000
430033 STREET SIGN	\$5,962	\$0	\$10,000	\$10,000	\$10,000
430034 TRAFFIC CONTROL	\$11,669	\$12,694	\$57,548	\$60,000	\$65,000
430038 SEWER GRATES/MANHOLE CVR	\$0	(\$119)	\$0	\$0	\$0
430050 MOTOR FUELS/LUBRICANTS	\$50,000	\$0	\$0	\$0	\$0
430051 TIRES & BATTERIES	\$10,000	\$0	\$0	\$0	\$0
430052 VEHICLE PARTS & SUPPLIES	\$25,000	\$0	\$0	\$0	\$0
<b>430100 SUPPLIES &amp; EXP</b>	<b>\$210,359</b>	<b>\$63,496</b>	<b>\$209,869</b>	<b>\$250,000</b>	<b>\$330,000</b>
<b>439995 SUPPLIES</b>	<b>\$210,359</b>	<b>\$63,496</b>	<b>\$209,869</b>	<b>\$250,000</b>	<b>\$330,000</b>
447030 INTEREST PMT	\$0	\$0	\$0	\$8,000	\$42,500
<b>447100 INTEREST EXPENSE</b>	<b>\$0</b>	<b>\$0</b>	<b>\$0</b>	<b>\$8,000</b>	<b>\$42,500</b>
448030 PRINCIPAL PMT	\$0	\$0	\$0	\$200,000	\$181,612
<b>448100 PRINCIPAL PMT</b>	<b>\$0</b>	<b>\$0</b>	<b>\$0</b>	<b>\$200,000</b>	<b>\$181,612</b>
458060 STREETS AND ROADS	\$170,128	\$597,010	\$314,346	\$900,000	\$2,410,000
<b>450100 CAPITAL OUTLAY</b>	<b>\$170,128</b>	<b>\$597,010</b>	<b>\$314,346</b>	<b>\$900,000</b>	<b>\$2,410,000</b>
453004 EQUIPMENT-VEHICLE	\$0	\$5,400	\$0	\$0	\$0
453099 EQUIPMENT-OTHER	\$4,938	\$0	\$0	\$0	\$0
<b>453100 CAPITAL OUTLAY</b>	<b>\$4,938</b>	<b>\$5,400</b>	<b>\$0</b>	<b>\$0</b>	<b>\$0</b>
<b>499995 OTHER</b>	<b>\$175,066</b>	<b>\$602,410</b>	<b>\$314,346</b>	<b>\$1,108,000</b>	<b>\$2,634,112</b>
<b>20062020 STATE LIQUID FUELS TAX FUND</b>	<b>\$946,168</b>	<b>\$1,004,304</b>	<b>\$812,905</b>	<b>\$1,772,901</b>	<b>\$3,379,112</b>

HOST MUNICIPALITY FEES FUND

The Host Municipality Fees Fund is funded by quarterly amounts of host municipality benefit fees received from The Harrisburg Authority for waste tonnage received and disposed at the Harrisburg Resource Recovery Facility, as mandated by Act 101 - The Municipal Waste Planning, Recycling, and Waste Reduction Act. The Fund will be used to account for this fee revenue with the proceeds being made available as a funding source for critical environmental projects and related administrative costs.

RESOURCE ALLOCATION 2019 APPROVED BUDGET			
RESOURCES		APPROPRIATIONS	
INVESTMENT INCOME	8,264	PERSONNEL	162,075
ACT 101 HOST MUNICIPALITY FEES	320,000	SERVICES	130,000
FUND BALANCE APPROPRIATION	266,311	SUPPLIES	145,000
TOTAL RESOURCES	594,575	OTHER	157,500
		TOTAL APPROPRIATION	594,575

HOST MUNICIPALITY FEES FUND  
2019 APPROVED BUDGET

Account Name	2016 Actual	2017 Actual	2018 Actual YTD (12/31)	2018 Adopted Budget	2019 Approved Budget
<b>REVENUE ANALYSIS SUMMARY</b>					
Investment Income	0	1,870	8,264	1,438	8,264
Act 101 Host Municipality Fees	315,137	323,733	320,437	320,000	320,000
<b>TOTAL REVENUE</b>	<u>315,137</u>	<u>325,603</u>	<u>328,701</u>	<u>321,438</u>	<u>328,264</u>
Fund Balance Appropriation	0	0	0	185,480	266,311
<b>TOTAL RESOURCES</b>	<u>315,137</u>	<u>325,603</u>	<u>328,701</u>	<u>506,918</u>	<u>594,575</u>

<b>REVENUE ANALYSIS DETAIL</b>					
Interest-Savings Account	0	1,870	8,264	1,438	8,264
Interest-Other	0	0	0	0	0
Act 101 Host Municipality Fees	315,137	323,733	320,437	320,000	320,000
<b>TOTAL REVENUE</b>	<u>315,137</u>	<u>325,603</u>	<u>328,701</u>	<u>321,438</u>	<u>328,264</u>
Fund Balance Appropriation	0	0	0	185,480	266,311
<b>TOTAL RESOURCES</b>	<u>315,137</u>	<u>325,603</u>	<u>328,701</u>	<u>506,918</u>	<u>594,575</u>

<b>EXPENDITURE ANALYSIS SUMMARY</b>					
Personnel	118,132	101,378	128,402	194,418	162,075
Services	1,608	29,605	77,609	80,000	130,000
Supplies	18,010	3,838	11,813	95,000	145,000
Other	146,409	122,000	243,980	137,500	157,500
<b>TOTAL EXPENDITURES</b>	<u>284,159</u>	<u>256,821</u>	<u>461,804</u>	<u>506,918</u>	<u>594,575</u>

# HOST MUNICIPALITY FEES FUND

## EXPENDITURE ANALYSIS DETAIL 2019 APPROVED BUDGET

Special Revenue Fund

2110 Host Municipality Fees

### Allocation Plan

### Position Control

<b>PERSONNEL</b>		<b>2018 Adopted</b>	<b>2019 Approved</b>	<b>JOB CLASSIFICATION</b>	<b>2018 Adopted</b>	<b>2019 Approved</b>	<b>2018 Adopted</b>	<b>2019 Approved</b>
	Salaries-Mgmt	180,600	150,555	Director of Planning (20%)	0.20	0.20	13,000	13,130
	Fringe Benefits	13,818	11,520	Deputy Director Pln/Zoning (20%)	0.20	0.20	11,000	11,000
				Urban Planner (20%)	0.20	0.20	10,000	10,150
	<b>TOTAL</b>	<b>194,418</b>	<b>162,075</b>	Sustainability Manager	1.00	1.00	50,000	55,825
				Solid Waste & Recycling Manager	1.00	1.00	30,000	30,450
<b>SERVICES</b>				Arborist	1.00	1.00	55,000	30,000
	Communications	5,000	5,000	Director of Park Maint.(20%)	0.20	0.00	11,600	0
	Professional Services	0	0	<b>Total Management</b>	<b>3.80</b>	<b>3.60</b>	<b>180,600</b>	<b>150,555</b>
	Utilities	0	0					
	Insurance	0	0	FICA			13,818	11,520
	Rentals	0	0	<b>Total Fringe Benefits</b>			<b>13,818</b>	<b>11,520</b>
	Maintenance & Repairs	0	0					
	Contracted Services	75,000	125,000	<b>TOTAL</b>	<b>3.80</b>	<b>3.60</b>	<b>194,418</b>	<b>162,075</b>
	<b>TOTAL</b>	<b>80,000</b>	<b>130,000</b>					
<b>SUPPLIES</b>								
	Supplies	25,000	25,000					
	Minor Capital Equipment	70,000	120,000					
	<b>TOTAL</b>	<b>95,000</b>	<b>145,000</b>					
<b>OTHER</b>								
		137,500	157,500					
	<b>TOTAL APPROPRIATION</b>	<b>506,918</b>	<b>594,575</b>					



**HOST FEE FUND**

HOST FEE FUND - 2110

EMPLOYEE	POSITION	ANNIV. / D.O.H.	2018		2019		2019		2019 LONG.	2019 SALARY	2019 LUMP SUM	FICA	FRINGE BENEFITS	TOTAL
			END OF YR SALARY	GRADE/STEP INCREASE	ANNUAL INCREASE									
	DIRECTOR OF PLANNING (20%)	12 17	2012	\$ 13,000.00	0.00	130.00	0.00		13,130.00	0.00	1,005.00	0.00	14,135.00	
<b>VACANT</b>	<b>POSITION</b>	<b>1 1</b>	<b>2018</b>	<b>\$ 11,000.00</b>	<b>0.00</b>	<b>0.00</b>	<b>0.00</b>		<b>11,000.00</b>	<b>0.00</b>	<b>842.00</b>	<b>0.00</b>	<b>11,842.00</b>	
	URBAN PLANNER (20%)	4 23	2018	\$ 10,000.00	0.00	150.00	0.00		10,150.00	0.00	777.00	0.00	10,927.00	
	SUSTAINABILITY COORDINATOR	2 5	2018	\$ 55,000.00	0.00	825.00	0.00		55,825.00	0.00	4,271.00	0.00	60,096.00	
	RECYCLING MANAGER	9 16	2014	\$ 30,000.00	0.00	450.00	0.00		30,450.00	0.00	2,330.00	0.00	32,780.00	
<b>VACANT</b>	<b>POSITION</b>	<b>5 4</b>	<b>2015</b>	<b>\$ 55,000.00</b>	<b>0.00</b>	<b>0.00</b>	<b>0.00</b>		<b>30,000.00</b>	<b>0.00</b>	<b>2,295.00</b>	<b>0.00</b>	<b>32,295.00</b>	
3.60	MANAGEMENT TOTALS			174,000.00	0.00	1,555.00	0.00		150,555.00	0.00	11,520.00	0.00	162,075.00	
3.60	TOTAL			174,000.00	0.00	1,555.00	0.00		150,555.00	0.00	11,520.00	0.00	162,075.00	
<b>TOTAL SALARIES, LUMP SUM, OVERTIME, FICA AND FRINGE BENEFITS</b>									<b>150,555.00</b>	<b>0.00</b>	<b>11,520.00</b>	<b>0.00</b>	<b>162,075.00</b>	

\* 80% of salary and FICA are reflected in the Bureau of Planning (0135).

## 2019 Approved Budget

Revenue Line Item

### BUDGET UNIT: 21212100 HOST MUNICIPALITY FEES FUND

Account	2016 Actual	2017 Actual	2018 Actual YTD (12/31)	2018 Adopted Budget	2019 Approved Budget
352000 INT ON INVSTMTS/GRANT	\$0	\$1,870	\$8,264	\$1,438	\$8,264
<b>350100 INT INCOME</b>	<b>\$0</b>	<b>\$1,870</b>	<b>\$8,264</b>	<b>\$1,438</b>	<b>\$8,264</b>
385000 REFUNDS OF EXPENDITURES	\$0	\$149	\$0	\$0	\$0
385018 MEDICAL-EMPLOYEE CONTR	\$2,674	\$2,029	\$3,223	\$0	\$0
<b>380100 MISCELLANEOUS</b>	<b>\$2,674</b>	<b>\$2,178</b>	<b>\$3,223</b>	<b>\$0</b>	<b>\$0</b>
390121 ACT101 HOST MUNICIPAL FEE	\$315,137	\$323,733	\$320,437	\$320,000	\$320,000
<b>390100 INTERGOVERNMENTAL</b>	<b>\$315,137</b>	<b>\$323,733</b>	<b>\$320,437</b>	<b>\$320,000</b>	<b>\$320,000</b>
399099 ESTIMATED CASH CARRYOVER	\$0	\$0	\$0	\$185,480	\$266,311
<b>399100 EST CASH CARRYOVER</b>	<b>\$0</b>	<b>\$0</b>	<b>\$0</b>	<b>\$185,480</b>	<b>\$266,311</b>
<b>21212100 HOST FEES FUND</b>	<b>\$317,811</b>	<b>\$327,781</b>	<b>\$331,924</b>	<b>\$506,918</b>	<b>\$594,575</b>

# 2019 Approved Budget

## Expenditure Line Item

### BUDGET UNIT: 21212110 HOST MUNICIPALITY FEES FUND

Account	2016 Actual	2017 Actual	2018 Actual YTD (12/31)	2018 Adopted Budget	2019 Approved Budget
414000 SALARIES & WAGES	\$109,927	\$95,858	\$119,506	\$180,600	\$150,555
<b>414100 SALARIES/WAGES</b>	<b>\$109,927</b>	<b>\$95,858</b>	<b>\$119,506</b>	<b>\$180,600</b>	<b>\$150,555</b>
419001 SOCIAL SECURITY	\$8,205	\$7,060	\$8,896	\$13,818	\$11,520
419005 SEVERANCE PAY	\$0	(\$1,541)	\$0	\$0	\$0
<b>419100 FRINGE BENEFITS</b>	<b>\$8,205</b>	<b>\$5,520</b>	<b>\$8,896</b>	<b>\$13,818</b>	<b>\$11,520</b>
<b>419995 PERSONNEL</b>	<b>\$118,132</b>	<b>\$101,378</b>	<b>\$128,402</b>	<b>\$194,418</b>	<b>\$162,075</b>
420010 ADVERTISING	\$1,608	\$0	\$0	\$0	\$0
420020 PRINTING	\$0	\$0	\$0	\$5,000	\$5,000
<b>420100 COMMUNICATIONS</b>	<b>\$1,608</b>	<b>\$0</b>	<b>\$0</b>	<b>\$5,000</b>	<b>\$5,000</b>
429090 MISC CONTRACTED SRVCS	\$0	\$29,605	\$77,609	\$75,000	\$125,000
<b>429100 CONTRACTED SRVC</b>	<b>\$0</b>	<b>\$29,605</b>	<b>\$77,609</b>	<b>\$75,000</b>	<b>\$125,000</b>
<b>429995 SERVICES</b>	<b>\$1,608</b>	<b>\$29,605</b>	<b>\$77,609</b>	<b>\$80,000</b>	<b>\$130,000</b>
430037 CHEMICALS	\$2,000	\$0	\$0	\$0	\$0
430040 BOTANICAL	\$14,657	\$0	\$3,590	\$0	\$0
430049 TRASH REMOVAL	\$1,354	\$0	\$0	\$0	\$0
430099 MISC SUPPLIES AND EXP	\$0	\$3,838	\$8,223	\$25,000	\$25,000
<b>430100 SUPPLIES &amp; EXP</b>	<b>\$18,010</b>	<b>\$3,838</b>	<b>\$11,813</b>	<b>\$25,000</b>	<b>\$25,000</b>
439011 COMPOSTING	\$0	\$0	\$0	\$70,000	\$120,000
<b>439100 MINOR CAPITAL</b>	<b>\$0</b>	<b>\$0</b>	<b>\$0</b>	<b>\$70,000</b>	<b>\$120,000</b>
<b>439995 SUPPLIES</b>	<b>\$18,010</b>	<b>\$3,838</b>	<b>\$11,813</b>	<b>\$95,000</b>	<b>\$145,000</b>
453030 MOTOR VEHICLE/EQUIPMENT	\$0	\$112,000	\$0	\$0	\$0
<b>453100 CAPITAL OUTLAY</b>	<b>\$0.00</b>	<b>\$112,000.00</b>	<b>\$0.00</b>	<b>\$0.00</b>	<b>\$0.00</b>
462000 GRANTS TO LOCAL UNITS	\$139,062	\$0	\$243,980	\$127,500	\$127,500
463000 MATCHING SHARE GRANTS	\$0	\$10,000	\$0	\$10,000	\$30,000
<b>460100 SUBSIDIES &amp; GRANTS</b>	<b>\$139,062</b>	<b>\$10,000</b>	<b>\$243,980</b>	<b>\$137,500</b>	<b>\$157,500</b>
480001 COMMUNITY CLEANUP REIMB	\$7,347	\$0	\$0	\$0	\$0
<b>480100 NON-EXP ITEMS</b>	<b>\$7,347</b>	<b>\$0</b>	<b>\$0</b>	<b>\$0</b>	<b>\$0</b>
<b>499995 OTHER</b>	<b>\$146,409</b>	<b>\$122,000</b>	<b>\$243,980</b>	<b>\$137,500</b>	<b>\$157,500</b>
<b>21212110 HOST MUNICIPALITY FEES FUND</b>	<b>\$284,159</b>	<b>\$256,821</b>	<b>\$461,804</b>	<b>\$506,918</b>	<b>\$594,575</b>

CAPITAL PROJECTS FUND

The Capital Projects Fund is used to account for financial resources to be used for the acquisition, construction, or improvement of major capital facilities (other than those financed by proprietary funds).

---

RESOURCE ALLOCATION  
2019 APPROVED BUDGET

---

RESOURCES		APPROPRIATIONS	
PUBLIC WORKS PROJECTS	0	PUBLIC WORKS PROJECTS	0
ENGINEERING PROJECTS	2,532,000	ENGINEERING PROJECTS	2,532,000
FUND BALANCE APPROPRIATION			
TOTAL RESOURCES	<u>2,532,000</u>	TOTAL APPROPRIATION	<u>2,532,000</u>

CAPITAL PROJECTS FUND  
2019 APPROVED BUDGET

Account Name	2016 Actual	2017 Actual	2018 Actual YTD (12/31)	2018 Adopted Budget	2019 Approved Budget
<b>REVENUE ANALYSIS SUMMARY</b>					
Investment Income	0	0	0	0	0
Grants	0	0	2,380,532	0	0
Transfers-General Fund	0	500,000	200,000	200,000	2,532,000
<b>TOTAL REVENUE</b>	<u>0</u>	<u>500,000</u>	<u>2,580,532</u>	<u>200,000</u>	<u>2,532,000</u>
Fund Balance Appropriation	0	0	0	0	0
<b>TOTAL RESOURCES</b>	<u><u>0</u></u>	<u><u>500,000</u></u>	<u><u>2,580,532</u></u>	<u><u>200,000</u></u>	<u><u>2,532,000</u></u>

<b>REVENUE ANALYSIS DETAIL</b>					
Interest-Savings Account	0	0	0	0	0
Interest-Other	0	0	0	0	0
Grants	0	0	2,380,532	0	0
Transfers-General Fund	0	500,000	200,000	200,000	2,532,000
<b>TOTAL REVENUE</b>	<u>0</u>	<u>500,000</u>	<u>2,580,532</u>	<u>200,000</u>	<u>2,532,000</u>
Fund Balance Appropriation	0	0	0	0	0
<b>TOTAL RESOURCES</b>	<u><u>0</u></u>	<u><u>500,000</u></u>	<u><u>2,580,532</u></u>	<u><u>200,000</u></u>	<u><u>2,532,000</u></u>

<b>EXPENDITURE ANALYSIS SUMMARY</b>					
PUBLIC WORKS PROJECTS	0	117,342	2,017,866	200,000	0
ENGINEERING PROJECTS	2,427,061	130,265	277,784	0	2,532,000
<b>TOTAL EXPENDITURES</b>	<u>2,427,061</u>	<u>247,607</u>	<u>2,295,650</u>	<u>200,000</u>	<u>2,532,000</u>

## 2019 Approved Budget

Revenue Line Item

### BUDGET UNIT: CAPITAL PROJECTS FUND

Account	2016 Actual	2017 Actual	2018 Actual YTD (12/31)	2018 Adopted Budget	2019 Approved Budget
396000 GRANT PROCEEDS	\$0	\$0	\$2,380,532	\$0	\$0
398011 STATE & FED GRANTS FUND	\$633,616	\$0	\$0	\$0	\$0
398001 GENERAL FUND	\$0	\$500,000	\$200,000	\$200,000	\$0
<b>06066006 PUBLIC WORKS PROJECTS</b>	<b>\$633,616</b>	<b>\$500,000</b>	<b>\$2,580,532</b>	<b>\$200,000</b>	<b>\$0</b>
398001 GENERAL FUND	\$0	\$0	\$0	\$0	\$2,532,000
<b>06006007 ENGINEERING PROJECTS</b>	<b>\$0</b>	<b>\$0</b>	<b>\$0</b>	<b>\$0</b>	<b>\$2,532,000</b>
<b>06 CAPITAL PROJECTS FUND</b>	<b>\$633,616</b>	<b>\$500,000</b>	<b>\$2,580,532</b>	<b>\$200,000</b>	<b>\$2,532,000</b>

# 2019 Approved Budget

## Expenditure Line Item

### 06 CAPITAL PROJECTS FUND

Account	2016 Actual	2017 Actual	2018 Actual YTD (12/31)	2018 Adopted Budget	2019 Approved Budget
458060 STREETS AND ROADS	\$0	\$117,342	\$2,017,866	\$200,000	\$0
<b>06066006 PUBLIC WORKS PROJECTS</b>	<b>\$0</b>	<b>\$117,342</b>	<b>\$2,017,866</b>	<b>\$200,000</b>	<b>\$0</b>
458060 STREETS AND ROADS	\$0	\$0	\$0	\$0	\$2,532,000
458030 STREETLIGHTS	\$2,427,061	\$130,265	\$0	\$0	\$0
481001 GENERAL FUND TRANSFERS	\$0	\$0	\$277,784	\$0	\$0
<b>06006007 ENGINEERING PROJECTS</b>	<b>\$2,427,061</b>	<b>\$130,265</b>	<b>\$277,784</b>	<b>\$0</b>	<b>\$2,532,000</b>
<b>06 CAPITAL PROJECTS FUND</b>	<b>\$2,427,061</b>	<b>\$247,607</b>	<b>\$2,295,650</b>	<b>\$200,000</b>	<b>\$2,532,000</b>

DEBT SERVICE FUND  
RESOURCE ALLOCATION  
2019 APPROVED BUDGET

RESOURCES		APPROPRIATIONS	
INVESTMENT INCOME	0	DEBT SERVICE	9,447,498
RENTAL INCOME-COMMERCE PARK	0	OTHER	386,140
PROCEEDS FROM SALE/ LEASE OF ASSETS	0		
CITY GUARANTEE FEES	0		
TRANSFERS	9,833,638		
FUND BALANCE APPROPRIATION	0		
TOTAL RESOURCES	<u><u>9,833,638</u></u>	TOTAL APPROPRIATION	<u><u>9,833,638</u></u>



DEBT SERVICE FUND  
2019 APPROVED BUDGET

	2016 Actual	2017 Actual	2018 Actual YTD (12/31)	2018 Adopted Budget	2019 Approved Budget
REVENUE ANALYSIS DETAIL					
Special Parking Fees-City Island	17,857	0	0	0	0
Interest on Savings Account	6	118	1,434	0	0
Interest on Other Investments	40	0	0	0	0
Park Permit - Commerce Bank Park	379,738	0	0	0	0
Miscellaneous	7,200	0	0	0	0
Transfers-General Fund	9,217,206	9,699,834	9,866,020	9,866,020	9,833,638
<b>TOTAL REVENUE</b>	<u>9,622,045</u>	<u>9,699,952</u>	<u>9,867,454</u>	<u>9,866,020</u>	<u>9,833,638</u>
Fund Balance Appropriation	0	0	0	0	0
<b>TOTAL RESOURCES</b>	<u>9,622,045</u>	<u>9,699,952</u>	<u>9,867,454</u>	<u>9,866,020</u>	<u>9,833,638</u>

EXPENDITURE ANALYSIS DETAIL					
PA INFRA BANK NOTES	297,742	297,742	297,742	297,742	0
CAPITAL LEASE	105,086	78,814	0	0	0
REV BONDS SER A-2 OF 2005	652,985	34,744	0	0	0
HRA GUARANTEED REVENUE BONDS	0	500,000	500,000	500,000	700,000
GO SER D-F OF 97	7,692,138	8,437,138	8,682,138	8,682,138	8,747,498
STREETLIGHTS	886,140	386,140	386,140	386,140	386,140
USE OF RESIDUAL ARTI PROCEEDS	30,650	0	0	0	0
<b>TOTAL EXPENDITURES</b>	<u>9,664,741</u>	<u>9,734,578</u>	<u>9,866,020</u>	<u>9,866,020</u>	<u>9,833,638</u>

## 2019 Approved Budget

### Revenue Line Item

#### **BUDGET UNIT: 07700700 DEBT SERVICE FUND**

<b>Account</b>	<b>2016 Actual</b>	<b>2017 Actual</b>	<b>2018 Actual YTD (12/31)</b>	<b>2018 Adopted Budget</b>	<b>2019 Approved Budget</b>
345081 SPEC PARK FEES-CITY ISLAN	\$17,857	\$0	\$0	\$0	\$0
<b>345100 DEPT OF PARKS &amp; REC</b>	<b>\$17,857</b>	<b>\$0</b>	<b>\$0</b>	<b>\$0</b>	<b>\$0</b>
350000 SAVINGS ACCT INTEREST	\$40	\$0	\$0	\$0	\$0
352000 INT ON INVSTMTS/GRANT	\$6	\$118	\$1,434	\$0	\$0
<b>350100 INTEREST INCOME</b>	<b>\$45</b>	<b>\$118</b>	<b>\$1,434</b>	<b>\$0</b>	<b>\$0</b>
355002 METRO BANK PARK	\$379,738	\$0	\$0	\$0	\$0
<b>355100 RENTAL REVENUE</b>	<b>\$379,738</b>	<b>\$0</b>	<b>\$0</b>	<b>\$0</b>	<b>\$0</b>
385090 MISCELLANEOUS	\$7,200	\$0	\$0	\$0	\$0
<b>380100 MISCELLANEOUS</b>	<b>\$7,200</b>	<b>\$0</b>	<b>\$0</b>	<b>\$0</b>	<b>\$0</b>
398001 GENERAL FUND	\$9,217,206	\$9,699,834	\$9,866,020	\$9,866,020	\$9,833,638
<b>398100 INTERFUND TRANSFERS</b>	<b>\$9,217,206</b>	<b>\$9,699,834</b>	<b>\$9,866,020</b>	<b>\$9,866,020</b>	<b>\$9,833,638</b>
<b>07700700 DEBT SERVICE FUND</b>	<b>\$9,622,045</b>	<b>\$9,699,952</b>	<b>\$9,867,454</b>	<b>\$9,866,020</b>	<b>\$9,833,638</b>

## 2019 Approved Budget

### Expenditure Line Item

#### 07 DEBT SERVICE FUND

Account	2016 Actual	2017 Actual	2018 Actual YTD (12/31)	2018 Adopted Budget	2019 Approved Budget
447030 INTEREST PMT	\$34,003	\$23,123	\$11,795	\$11,795	\$0
448030 PRINCIPAL PMT	\$263,740	\$274,619	\$285,947	\$285,947	\$0
<b>07700703 PA INFRA BANK NOTES</b>	<b>\$297,742</b>	<b>\$297,742</b>	<b>\$297,742</b>	<b>\$297,742</b>	<b>\$0</b>
447030 INTEREST PMT	\$7,148	\$2,359	\$0	\$0	\$0
448030 PRINCIPAL PMT	\$97,938	\$76,456	\$0	\$0	\$0
<b>07700704 CAPITAL LEASE</b>	<b>\$105,086</b>	<b>\$78,814</b>	<b>\$0</b>	<b>\$0</b>	<b>\$0</b>
447030 INTEREST PMT	\$342,985	\$34,744	\$0	\$0	\$0
448030 PRINCIPAL PMT	\$310,000	\$0	\$0	\$0	\$0
<b>07700709 REV BONDS SER A-2 OF 2005</b>	<b>\$652,985</b>	<b>\$34,744</b>	<b>\$0</b>	<b>\$0</b>	<b>\$0</b>
448030 PRINCIPAL PMT	\$0	\$500,000	\$500,000	\$500,000	\$700,000
<b>07700713 HRA REV BONDS-SER A 1998</b>	<b>\$0</b>	<b>\$500,000</b>	<b>\$500,000</b>	<b>\$500,000</b>	<b>\$700,000</b>
447030 INTEREST PMT	\$124,887	\$78,068	\$66,955	\$66,955	\$55,441
448030 PRINCIPAL PMT	\$761,253	\$308,072	\$319,185	\$319,185	\$330,699
<b>07700760 STREETLIGHT</b>	<b>\$886,140</b>	<b>\$386,140</b>	<b>\$386,140</b>	<b>\$386,140</b>	<b>\$386,140</b>
430034 TRAFFIC CONTROL	\$30,650	\$0	\$0	\$0	\$0
<b>07060762 USE OF ARTIFACTS PROCEEDS</b>	<b>\$30,650</b>	<b>\$0</b>	<b>\$0</b>	<b>\$0</b>	<b>\$0</b>
447030 INTEREST PMT	\$4,276	\$5,171	\$6,160	\$6,160	\$29,564
448030 PRINCIPAL PMT	\$7,687,862	\$8,431,967	\$8,675,978	\$8,675,978	\$8,717,934
<b>07700797 GO SER D-F OF 97</b>	<b>\$7,692,138</b>	<b>\$8,437,138</b>	<b>\$8,682,138</b>	<b>\$8,682,138</b>	<b>\$8,747,498</b>
<b>07 DEBT SERVICE FUND</b>	<b>\$9,664,741</b>	<b>\$9,734,578</b>	<b>\$9,866,020</b>	<b>\$9,866,020</b>	<b>\$9,833,638</b>

HARRISBURG SENATORS FUND

The Senators Fund accounts for the revenues and expenses associated with the payment of debt on the financing of a new stadium of the Harrisburg Senators, a minor league franchise formerly owned by the City.

---

RESOURCE ALLOCATION  
2019 APPROVED BUDGET

---

RESOURCES		APPROPRIATIONS	
INVESTMENT INCOME	0	PERSONNEL	0
PARKING FEES	17,857	SERVICES	25,000
PARK PERMIT - COMMERCE BANK PARK	379,738	SUPPLIES	0
GENERAL FUND TRANSFER	239,681	OTHER	653,287
FUND BALANCE APPROPRIATION	41,011	TOTAL APPROPRIATION	<u>678,287</u>
TOTAL RESOURCES	<u>678,287</u>		

HARRISBURG SENATORS FUND  
2019 APPROVED BUDGET

Account Name	2016 Actual	2017 Actual	2018 Actual YTD (12/31)	2018 Adopted Budget	2019 Approved Budget
<b>REVENUE ANALYSIS SUMMARY</b>					
Investment Income	0	0	0	0	0
Parking Fees	0	108,646	62,016	17,857	17,857
Park Permit	0	379,738	379,738	379,738	379,738
Transfers	0	262,921	239,681	239,681	239,681
<b>TOTAL REVENUE</b>	<u>0</u>	<u>751,305</u>	<u>681,435</u>	<u>637,276</u>	<u>637,276</u>
Fund Balance Appropriation	0	0	0	0	41,011
<b>TOTAL RESOURCES</b>	<u>0</u>	<u>751,305</u>	<u>681,435</u>	<u>637,276</u>	<u>678,287</u>

<b>REVENUE ANALYSIS DETAIL</b>					
Interest-Savings Account	0	0	0	0	0
Interest-Other	0	0	0	0	0
Parking Fees	0	108,646	62,016	17,857	17,857
Park Permit - Commerce Bank Park	0	379,738	379,738	379,738	379,738
Transfers-General Fund	0	262,921	239,681	239,681	239,681
<b>TOTAL REVENUE</b>	<u>0</u>	<u>751,305</u>	<u>681,435</u>	<u>637,276</u>	<u>637,276</u>
Fund Balance Appropriation	0	0	0	0	41,011
<b>TOTAL RESOURCES</b>	<u>0</u>	<u>751,305</u>	<u>681,435</u>	<u>637,276</u>	<u>678,287</u>

<b>EXPENDITURE ANALYSIS SUMMARY</b>					
Personnel	0	0	0	0	0
Services	0	25,000	25,000	25,000	25,000
Supplies	0	0	0	0	0
Other	0	616,738	644,569	650,859	653,287
<b>TOTAL EXPENDITURES</b>	<u>0</u>	<u>641,738</u>	<u>669,569</u>	<u>675,859</u>	<u>678,287</u>

# HARRISBURG SENATORS FUND

---

EXPENDITURE ANALYSIS DETAIL  
2019 APPROVED BUDGET

Special Revenue Fund

2626 Harrisburg Senators Fund

---

## Allocation Plan

---

<i><b>SERVICES</b></i>	<b>2018 Adopted</b>	<b>2019 Approved</b>
Communications	0	0
Professional Services	0	0
Utilities	0	0
Insurance	0	0
Rentals	0	0
Maintenance & Repairs	25,000	25,000
Contracted Services	0	0
<b>TOTAL</b>	<b>25,000</b>	<b>25,000</b>
<i><b>SUPPLIES</b></i>		
Supplies	0	0
Minor Capital Equipment	0	0
<b>TOTAL</b>	<b>0</b>	<b>0</b>
<i><b>OTHER</b></i>	650,859	653,287
<b>TOTAL APPROPRIATION</b>	<b>675,859</b>	<b>678,287</b>

## 2019 Approved Budget

Revenue Line Item

### BUDGET UNIT: 26262600 HARRISBURG SENATORS FUND

Account	2016 Actual	2017 Actual	2018 Actual YTD (12/31)	2018 Adopted Budget	2019 Approved Budget
345081 SPEC PARK FEES-CITY ISLAN	\$0	\$108,646	\$62,016	\$17,857	\$17,857
<b>345100 DEPT OF PARKS &amp; REC</b>	<b>\$0</b>	<b>\$108,646</b>	<b>\$62,016</b>	<b>\$17,857</b>	<b>\$17,857</b>
355002 METRO BANK PARK	\$0	\$379,738	\$379,738	\$379,738	\$379,738
<b>355100 RENTAL REVENUE</b>	<b>\$0</b>	<b>\$379,738</b>	<b>\$379,738</b>	<b>\$379,738</b>	<b>\$379,738</b>
398001 GENERAL FUND	\$0	\$262,921	\$239,681	\$239,681	\$239,681
<b>398100 INTERFUND TRANSFERS</b>	<b>\$0</b>	<b>\$262,921</b>	<b>\$239,681</b>	<b>\$239,681</b>	<b>\$239,681</b>
399099 ESTIMATED CASH CARRYOVER	\$0	\$0	\$0	\$0	\$41,011
<b>399100 EST CASH CARRYOVER</b>	<b>\$0</b>	<b>\$0</b>	<b>\$0</b>	<b>\$0</b>	<b>\$41,011</b>
<b>26262600 HARRISBURG SENATORS FUND</b>	<b>\$0</b>	<b>\$751,305</b>	<b>\$681,435</b>	<b>\$637,276</b>	<b>\$678,287</b>

# 2019 Approved Budget

## Expenditure Line Item

### Budget Unit: 26262610 HARRISBURG SENATORS FUND

Account	2016 Actual	2017 Actual	2018 Actual YTD (12/31)	2018 Adopted Budget	2019 Approved Budget
425030 BUILDING MAINT	\$0	\$25,000	\$25,000	\$25,000	\$25,000
<b>425100 MAINT &amp; REPAIRS</b>	<b>\$0</b>	<b>\$25,000</b>	<b>\$25,000</b>	<b>\$25,000</b>	<b>\$25,000</b>
<b>429995 SERVICES</b>	<b>\$0</b>	<b>\$25,000</b>	<b>\$25,000</b>	<b>\$25,000</b>	<b>\$25,000</b>
447030 INTEREST PMT	\$0	\$291,738	\$304,569	\$310,859	\$293,287.00
<b>447100 INTEREST EXPENSE</b>	<b>\$0</b>	<b>\$291,738</b>	<b>\$304,569</b>	<b>\$310,859</b>	<b>\$293,287</b>
448030 PRINCIPAL PMT	\$0	\$325,000	\$340,000	\$340,000	\$360,000
<b>448100 PRINCIPAL PAID</b>	<b>\$0</b>	<b>\$325,000</b>	<b>\$340,000</b>	<b>\$340,000</b>	<b>\$360,000</b>
<b>499995 OTHER</b>	<b>\$0</b>	<b>\$616,738</b>	<b>\$644,569</b>	<b>\$650,859</b>	<b>\$653,287</b>
<b>26262610 HARRISBURG SENATORS FUND</b>	<b>\$0</b>	<b>\$641,738</b>	<b>\$669,569</b>	<b>\$675,859</b>	<b>\$678,287</b>



NEIGHBORHOOD MITIGATION FUND

The Neighborhood Mitigation fund is responsible for the collection of fee revenue and related expenses of the City as they pertain to enforcement of ordinances regulating blight and local health, housing and safety codes and regulations, including expenses related to remediation of blighted conditions, as authorized.

RESOURCE ALLOCATION  
2019 APPROVED BUDGET

RESOURCES		APPROPRIATIONS	
SALVAGE	0	SALVAGE	8,000
LAND BANK	0	LAND BANK	0
PERMIT PENALTY	10,000	PERMIT PENALTY	48,000
FORECLOSURE PROPERTY REGISTRY	35,000	FORECLOSURE PROPERTY REGISTRY	100,000
FUND BALANCE PROPRIATION	111,000		
TOTAL RESOURCES	<u>156,000</u>	TOTAL APPROPRIATION	<u>156,000</u>

NEIGHBORHOOD MITIGATION FUND  
2019 APPROVED BUDGET

	2016 Actual	2017 Actual	2018 Actual YTD (12/31)	2018 Adopted Budget	2019 Approved Budget
REVENUE ANALYSIS DETAIL					
SALVAGE	5,319	16,799	16,337	9,000	0
LAND BANK	0	0	0	0	0
PERMIT PENALTY	11,934	12,235	22,490	44,000	10,000
FORECLOSURE PROPERTY REGISTRY	41,200	46,100	0	40,000	35,000
<b>TOTAL REVENUE</b>	<u><u>58,453</u></u>	<u><u>75,135</u></u>	<u><u>38,827</u></u>	<u><u>93,000</u></u>	<u><u>45,000</u></u>
FUND BALANCE APPROPRIATION	0	0	0	74,000	111,000
<b>TOTAL RESOURCES</b>	<u><u>58,453</u></u>	<u><u>75,135</u></u>	<u><u>38,827</u></u>	<u><u>167,000</u></u>	<u><u>156,000</u></u>

EXPENDITURE ANALYSIS DETAIL					
SALVAGE	0	0	0	8,000	8,000
LAND BANK	0	0	0	0	0
PERMIT PENALTY	16,053	23,770	17,033	44,000	48,000
FORECLOSURE PROPERTY REGISTRY	0	0	6,876	100,000	100,000
<b>TOTAL EXPENDITURES</b>	<u><u>16,053</u></u>	<u><u>23,770</u></u>	<u><u>23,910</u></u>	<u><u>152,000</u></u>	<u><u>156,000</u></u>

## 2019 Approved Budget

### Revenue Line Item

#### **BUDGET UNIT: NEIGHBORHOOD MITIGATION FUND**

<b>Account</b>	<b>2016 Actual</b>	<b>2017 Actual</b>	<b>2018 Actual YTD (12/31)</b>	<b>2018 Adopted Budget</b>	<b>2019 Approved Budget</b>
343083 RECYCLING REV-DEMOLITION	\$5,319	\$15,919	\$11,676	\$9,000	\$0
352000 INT ON INVSTMTS/GRANT	\$0	\$880	\$4,661	\$0	\$0
399099 ESTIMATED CASH CARRYOVER	\$0	\$0	\$0	\$0	\$8,000
<b>50505001 SALVAGE</b>	<b>\$5,319</b>	<b>\$16,799</b>	<b>\$16,337</b>	<b>\$9,000</b>	<b>\$8,000</b>
341003 MITIGATION FEES	\$6,856	\$7,210	\$18,170	\$7,000	\$7,000
341022 BUILDING PERMIT FEES	\$4,470	\$5,025	\$4,320	\$3,000	\$3,000
385000 REFUNDS OF EXPENDITURES	\$608	\$0	\$0	\$0	\$0
399099 ESTIMATED CASH CARRYOVER	\$0	\$0	\$0	\$34,000	\$38,000
<b>50505003 PERMIT PENALTY</b>	<b>\$11,934</b>	<b>\$12,235</b>	<b>\$22,490</b>	<b>\$44,000</b>	<b>\$48,000</b>
341042 CODES ENFORCEMENT APP FEE	\$41,200	\$46,100	\$48,900	\$60,000	\$35,000
399099 ESTIMATED CASH CARRYOVER	\$0	\$0	\$0	\$40,000	\$65,000
<b>50505004 FORECLOSURE PROPERTY REGISTRY</b>	<b>\$41,200</b>	<b>\$46,100</b>	<b>\$48,900</b>	<b>\$100,000</b>	<b>\$100,000</b>
<b>50 NEIGHBORHOOD MITIGATION FUND</b>	<b>\$58,453</b>	<b>\$75,135</b>	<b>\$87,727</b>	<b>\$153,000</b>	<b>\$156,000</b>

# 2019 Approved Budget

## Expenditure Line Item

### 50 NEIGHBORHOOD MITIGATION FUND

Account	2016 Actual	2017 Actual	2018 Actual YTD (12/31)	2018 Adopted Budget	2019 Approved Budget
439099 MISC EQUIPMENT	\$0	\$0	\$0	\$8,000	\$8,000
<b>50505001 SALVAGE</b>	<b>\$0</b>	<b>\$0</b>	<b>\$0</b>	<b>\$8,000</b>	<b>\$8,000</b>
429090 MISC CONTRACTED SRVCS	\$10,435	\$17,950	\$11,895	\$18,000	\$18,000
430014 WEARING APPAREL	\$119	\$925	\$0	\$3,500	\$3,500
430042 TOOLS & HARDWARE	\$0	\$2,897	\$1,180	\$7,500	\$7,500
430099 MISC SUPPLIES AND EXP	\$2,478	\$1,668	\$3,649	\$9,000	\$13,000
439099 MISC EQUIPMENT	\$3,022	\$329	\$309	\$6,000	\$6,000
<b>50505003 PERMIT PENALTY</b>	<b>\$16,053</b>	<b>\$23,770</b>	<b>\$17,033</b>	<b>\$44,000</b>	<b>\$48,000</b>
429090 MISC CONTRACTED SRVCS	\$0	\$0	\$6,876	\$100,000	\$100,000
<b>50505004 FORECLOSURE PROPERTY REGISTRY</b>	<b>\$0</b>	<b>\$0</b>	<b>\$6,876</b>	<b>\$100,000</b>	<b>\$100,000</b>
<b>50 NEIGHBORHOOD MITIGATION FUND</b>	<b>\$16,053</b>	<b>\$23,770</b>	<b>\$23,910</b>	<b>\$152,000</b>	<b>\$156,000</b>

SPECIAL EVENTS & PROJECTS REIMBURSEMENT FUND

The Special Events and Projects Reimbursement Fund is a repository for funds generated from contributions from citizens interested in supporting the functions of the Department and revenue from the sale of recyclable materials collected by the Department. This fund is used for maintaining and supporting the various endeavors of the Department of Public Works as determined by the Director of the Department as agreed to by the City Council.

RESOURCE ALLOCATION  
2019 APPROVED BUDGET

RESOURCES		APPROPRIATIONS	
SPECIAL EVENTS & PROJ REIMB FUND	0	SPECIAL EVENTS & PROJ REIMB FUND	0
PUBLIC WORKS PROJECTS	76,530	PUBLIC WORKS PROJECTS	76,530
FUND BALANCE APPROPRIATION	0		
TOTAL RESOURCES	<u>76,530</u>	TOTAL APPROPRIATION	<u>76,530</u>

SPECIAL EVENTS & PROJECTS REIMBURSEMENT FUND  
2019 APPROVED BUDGET

	2016 Actual	2017 Actual	2018 Actual YTD (12/31)	2018 Adopted Budget	2019 Approved Budget
REVENUE ANALYSIS DETAIL					
SPECIAL EVENTS & PROJ REIMB FUND	0	268	1,728	0	0
PUBLIC WORKS PROJECTS	3,873	70,535	63,105	76,530	76,530
TOTAL REVENUE	<u>3,873</u>	<u>70,803</u>	<u>64,834</u>	<u>76,530</u>	<u>76,530</u>
FUND BALANCE APPROPRIATION	0	0	0	0	0
TOTAL RESOURCES	<u>3,873</u>	<u>70,803</u>	<u>64,834</u>	<u>76,530</u>	<u>76,530</u>

EXPENDITURE ANALYSIS DETAIL					
SPECIAL EVENTS & PROJ REIMB FUND	0	0	0	0	0
PUBLIC WORKS PROJECTS	0	0	43,670	76,530	76,530
TOTAL EXPENDITURES	<u>0</u>	<u>0</u>	<u>43,670</u>	<u>76,530</u>	<u>76,530</u>

## 2019 Approved Budget

Revenue Line Item

### **BUDGET UNIT: SPECIAL EVENTS & PROJECTS REIMBURSEMENT FUND**

<b>Account</b>	<b>2016 Actual</b>	<b>2017 Actual</b>	<b>2018 Actual YTD (12/31)</b>	<b>2018 Adopted Budget</b>	<b>2019 Approved Budget</b>
352000 INT ON INVSTMTS/GRANT	\$0	\$268	\$1,728	\$0	\$0
<b>51505100 SPECIAL EVENTS &amp; PROJ REIMB FUND</b>	<b>\$0</b>	<b>\$268</b>	<b>\$1,728</b>	<b>\$0</b>	<b>\$0</b>
343090 OTHER PUB WORKS	\$504	\$13,889	\$14,870	\$20,000	\$20,000
343082 OTHER RECYCLING REVENUE	\$3,369	\$56,646	\$48,236	\$56,530	\$56,530
<b>51505101 PUBLIC WORKS PROJECTS</b>	<b>\$3,873</b>	<b>\$70,535</b>	<b>\$63,105</b>	<b>\$76,530</b>	<b>\$76,530</b>
<b>51 SPECIAL EVENTS &amp; PROJECTS</b>	<b>\$3,873</b>	<b>\$70,803</b>	<b>\$64,834</b>	<b>\$76,530</b>	<b>\$76,530</b>

# **2019 Approved Budget**

## Expenditure Line Item

### **51 SPECIAL EVENTS & PROJECTS REIMBURSEMENT FUND**

<b>Account</b>	<b>2016 Actual</b>	<b>2017 Actual</b>	<b>2018 Actual YTD (12/31)</b>	<b>2018 Adopted Budget</b>	<b>2019 Approved Budget</b>
424020 WEB/SOFTWARE SERVICES	\$0	\$0	\$5,250	\$0	\$0
424060 OTHER RENTALS	\$0	\$0	\$0	\$10,000	\$10,000
429090 MISC CONTRACTED SRVCS	\$0	\$0	\$0	\$10,000	\$10,000
430002 SOFTWARE	\$0	\$0	\$0	\$5,000	\$5,000
430012 PERSONAL SAFETY	\$0	\$0	\$0	\$10,000	\$10,000
430064 COMMERCIAL TRASH TOTERS	\$0	\$0	\$6,920	\$5,000	\$5,000
430065 RESIDENTIAL RECYCL TOTERS	\$0	\$0	\$4,725	\$5,000	\$5,000
430066 RESIDENTIAL TRASH TOTERS	\$0	\$0	\$13,725	\$5,000	\$5,000
430067 COMMERCIAL RECYCL TOTERS	\$0	\$0	\$13,050	\$5,000	\$5,000
430099 MISC SUPPLIES AND EXP	\$0	\$0	\$0	\$21,530	\$21,530
<b>51505101 PUBLIC WORKS PROJECTS</b>	<b>\$0</b>	<b>\$0</b>	<b>\$43,670</b>	<b>\$76,530</b>	<b>\$76,530</b>
<b>51 SPECIAL EVENTS &amp; PROJECTS REIMB</b>	<b>\$0</b>	<b>\$0</b>	<b>\$43,670</b>	<b>\$76,530</b>	<b>\$76,530</b>



FIRE PROTECTION FUND

The Fire Protection fund accounts for fee, contribution and grant revenue, along with related expenses, for use in the maintenance and betterment of the City's Fire department and activities.

RESOURCE ALLOCATION  
2019 APPROVED BUDGET

RESOURCES		APPROPRIATIONS	
FIRE SAFETY HOUSE	0	FIRE SAFETY HOUSE	0
SHARP TEAM	85,500	SHARP TEAM	357,000
URBAN SEARCH	0	URBAN SEARCH	7,500
SMOKE DETECT	0	SMOKE DETECT	3,000
FUND BALANCE APPROPRIATION	282,000		
TOTAL RESOURCES	<u>367,500</u>	TOTAL APPROPRIATION	<u>367,500</u>

FIRE PROTECTION FUND  
2019 APPROVED BUDGET

	2016 Actual	2017 Actual	2018 Actual YTD (12/31)	2018 Adopted Budget	2019 Approved Budget
REVENUE ANALYSIS DETAIL					
FIRE SAFETY HOUSE	0	0	0	0	0
SHARP TEAM	66,954	109,658	124,654	130,000	85,500
URBAN SEARCH	16,980	0	0	7,500	0
SMOKE DETECT	100	0	0	3,000	0
TOTAL REVENUE	<u>84,033</u>	<u>109,658</u>	<u>124,654</u>	<u>140,500</u>	<u>85,500</u>
FUND BALANCE APPROPRIATION	0	0	0	65,000	282,000
TOTAL RESOURCES	<u><u>84,033</u></u>	<u><u>109,658</u></u>	<u><u>124,654</u></u>	<u><u>205,500</u></u>	<u><u>367,500</u></u>

EXPENDITURE ANALYSIS DETAIL					
FIRE SAFETY HOUSE	0	0	0	0	0
SHARP TEAM	53,717	63,560	93,883	130,000	357,000
URBAN SEARCH	4,967	0	0	7,500	7,500
SMOKE DETECT	0	665	0	3,000	3,000
TOTAL EXPENDITURES	<u><u>58,685</u></u>	<u><u>64,225</u></u>	<u><u>93,883</u></u>	<u><u>140,500</u></u>	<u><u>367,500</u></u>

## 2019 Approved Budget

### Revenue Line Item

#### **BUDGET UNIT: FIRE PROTECTION FUND**

<b>Account</b>	<b>2016 Actual</b>	<b>2017 Actual</b>	<b>2018 Actual YTD (12/31)</b>	<b>2018 Adopted Budget</b>	<b>2019 Approved Budget</b>
342090 OTHER PUBLIC SAFETY	\$58,054	\$80,263	\$2,000	\$65,000	\$75,000
352000 INT ON INVSTMTS/GRANT	\$0	\$455	\$3,105	\$0	\$0
355000 RENTAL INCOME	\$8,899	\$11,667	\$10,245	\$8,000	\$8,000
382000 CONTRIBUTIONS AND DONAT	\$0	\$17,273	\$109,304	\$2,500	\$2,500
399099 ESTIMATED CASH CARRYOVER	\$0	\$0	\$0	\$54,500	\$271,500
<b>52505202 SHARP TEAM</b>	<b>\$66,954</b>	<b>\$109,658</b>	<b>\$124,654</b>	<b>\$130,000</b>	<b>\$357,000</b>
342090 OTHER PUBLIC SAFETY	\$16,980	\$0	\$0	\$0	\$0
399099 ESTIMATED CASH CARRYOVER	\$0	\$0	\$0	\$7,500	\$7,500
<b>52505203 URBAN SEARCH</b>	<b>\$16,980</b>	<b>\$0</b>	<b>\$0</b>	<b>\$7,500</b>	<b>\$7,500</b>
382000 CONTRIBUTIONS AND DONAT	\$100	\$0	\$0	\$0	\$0
399099 ESTIMATED CASH CARRYOVER	\$0	\$0	\$0	\$3,000	\$3,000
<b>52505204 SMOKE DETECT</b>	<b>\$100</b>	<b>\$0</b>	<b>\$0</b>	<b>\$3,000</b>	<b>\$3,000</b>
<b>52 FIRE PROTECTION FUND</b>	<b>\$84,033</b>	<b>\$109,658</b>	<b>\$124,654</b>	<b>\$140,500</b>	<b>\$367,500</b>

# 2019 Approved Budget

## Expenditure Line Item

### 52 FIRE PROTECTION FUND

Account	2016 Actual	2017 Actual	2018 Actual YTD (12/31)	2018 Adopted Budget	2019 Approved Budget
429001 TUITION/TRAINING	\$50,965	\$63,560	\$68,787	\$80,000	\$85,000
439060 OPERATIONS EQUIPMENT	\$1,096	\$0	\$19,996	\$50,000	\$12,000
452008 BUILDING IMPROVEMENTS	\$0	\$0	\$0	\$0	\$210,000
453000 OPERATIONS EQUIPMENT	\$0	\$0	\$5,100	\$0	\$50,000
485002 FINES AND SETTLEMENTS	\$1,657	\$0	\$0	\$0	\$0
<b>52505202 SHARP TEAM</b>	<b>\$53,717</b>	<b>\$63,560</b>	<b>\$93,883</b>	<b>\$130,000</b>	<b>\$357,000</b>
439060 OPERATIONS EQUIPMENT	\$4,967	\$0	\$0	\$7,500	\$7,500
<b>52505203 URBAN SEARCH AND RESCUE</b>	<b>\$4,967</b>	<b>\$0</b>	<b>\$0</b>	<b>\$7,500</b>	<b>\$7,500</b>
430001 EDUCATIONAL	\$0	\$665	\$0	\$3,000	\$3,000
<b>52505204 SMOKE DETECTOR</b>	<b>\$0</b>	<b>\$665</b>	<b>\$0</b>	<b>\$3,000</b>	<b>\$3,000</b>
<b>52 FIRE PROTECTION FUND</b>	<b>\$58,685</b>	<b>\$64,225</b>	<b>\$93,883</b>	<b>\$140,500</b>	<b>\$367,500</b>

POLICE PROTECTION FUND

The Police Protection fund accounts for fee, contribution and grant revenue, along with related expenses, for use in the maintenance and betterment of the City's Police department and activities

RESOURCE ALLOCATION  
2019 APPROVED BUDGET

RESOURCES		APPROPRIATIONS	
ILLEGAL GUN PROGRAM	0	ILLEGAL GUN PROGRAM	2,400
POLICE TRAINING	75,000	POLICE TRAINING	85,000
K-9 EMERGENCY	0	K-9 EMERGENCY	2,500
K-9	0	K-9	7,400
POLICE PROJECTS	0	POLICE PROJECTS	20,000
FED FORFEITURE	0	FED FORFEITURE	48,000
DARE PROGRAM	0	DARE PROGRAM	0
PROTECT HBG LEGAL DEFENSE	0	PROTECT HBG LEGAL DEFE	0
PA GAMING CONTRL BRD GRANT	0	PA GAMING CONTRL BRD GI	0
FUND BALANCE APPROPRIATION	90,300		
TOTAL RESOURCES	<u>165,300</u>	TOTAL APPROPRIATION	<u>165,300</u>

POLICE PROTECTION FUND  
2019 APPROVED BUDGET

	2016 Actual	2017 Actual	2018 Actual YTD (12/31)	2018 Adopted Budget	2019 Approved Budget
REVENUE ANALYSIS DETAIL					
ILLEGAL GUN PROGRAM	0	0	0	0	0
POLICE TRAINING	113,283	78,923	143,759	75,000	75,000
K-9 EMERGENCY	0	0	0	0	0
K-9	0	0	0	0	0
POLICE PROJECTS	1,900	1,205	3,635	0	0
FED FORFEITURE	0	10,000	0	0	0
DARE PROGRAM	0	0	0	0	0
PROTECT HBG LEGAL DEFENSE	0	0	0	0	0
PA GAMING CONTRL BRD GRANT	115,859	1,656	5,191	37,517	0
TOTAL REVENUE	<u>231,042</u>	<u>91,784</u>	<u>152,586</u>	<u>112,517</u>	<u>75,000</u>
FUND BALANCE APPROPRIATION	0	0	0	148,817	90,300
TOTAL RESOURCES	<u><u>231,042</u></u>	<u><u>91,784</u></u>	<u><u>152,586</u></u>	<u><u>261,334</u></u>	<u><u>165,300</u></u>

EXPENDITURE ANALYSIS DETAIL					
ILLEGAL GUN PROGRAM	0	0	0	2,400	2,400
POLICE TRAINING	6,695	57,149	42,595	113,000	85,000
K-9 EMERGENCY	0	0	0	2,500	2,500
K-9	0	0	0	7,400	7,400
POLICE PROJECTS	10,517	1,238	25,977	30,000	20,000
FED FORFEITURE	0	4,318	12,000	26,000	48,000
DARE PROGRAM	0	0	0	0	0
PROTECT HBG LEGAL DEFENSE	0	0	0	5,000	0
PA GAMING CONTRL BRD GRANT	38,422	133,119	84,369	37,517	0
TOTAL EXPENDITURES	<u><u>55,635</u></u>	<u><u>195,824</u></u>	<u><u>164,941</u></u>	<u><u>223,817</u></u>	<u><u>165,300</u></u>

## 2019 Approved Budget

### Revenue Line Item

#### BUDGET UNIT: POLICE PROTECTION FUND

Account	2016 Actual	2017 Actual	2018 Actual YTD (12/31)	2018 Adopted Budget	2019 Approved Budget
399099 ESTIMATED CASH CARRYOVER	\$0	\$0	\$0	\$2,400	\$2,400
<b>53505301 ILLEGAL GUN PROGRAM</b>	<b>\$0</b>	<b>\$0</b>	<b>\$0</b>	<b>\$2,400</b>	<b>\$2,400</b>
342088 PA STATE POLICE REIMBURSE	\$112,346	\$78,923	\$143,759	\$75,000	\$75,000
382000 CONTRIBUTIONS AND DONAT	\$937	\$0	\$0	\$0	\$0
399099 ESTIMATED CASH CARRYOVER	\$0	\$0	\$0	\$38,000	\$10,000
<b>53505302 POLICE TRAINING</b>	<b>\$113,283</b>	<b>\$78,923</b>	<b>\$143,759</b>	<b>\$113,000</b>	<b>\$85,000</b>
399099 ESTIMATED CASH CARRYOVER	\$0	\$0	\$0	\$2,500	\$2,500
<b>53505303 K-9 EMERGENCY</b>	<b>\$0</b>	<b>\$0</b>	<b>\$0</b>	<b>\$2,500</b>	<b>\$2,500</b>
399099 ESTIMATED CASH CARRYOVER	\$0	\$0	\$0	\$7,400	\$7,400
<b>53505304 K-9</b>	<b>\$0</b>	<b>\$0</b>	<b>\$0</b>	<b>\$7,400</b>	<b>\$7,400</b>
382000 CONTRIBUTIONS AND DONAT	\$0	\$1,000	\$2,420	\$0	\$0
384000 MISCELLANEOUS CONT.	\$785	\$205	\$1,215	\$0	\$0
385090 MISCELLANEOUS	\$1,115	\$0	\$0	\$0	\$0
399099 ESTIMATED CASH CARRYOVER	\$0	\$0	\$0	\$30,000	\$20,000
<b>53505305 POLICE PROJECTS</b>	<b>\$1,900</b>	<b>\$1,205</b>	<b>\$3,635</b>	<b>\$30,000</b>	<b>\$20,000</b>
346090 OTHER FINES & FORFEITS	\$0	\$10,000	\$0	\$0	\$0
399099 ESTIMATED CASH CARRYOVER	\$0	\$0	\$0	\$26,000	\$48,000
<b>53505306 FED FORFEITURE</b>	<b>\$0</b>	<b>\$10,000</b>	<b>\$0</b>	<b>\$26,000</b>	<b>\$48,000</b>
399099 ESTIMATED CASH CARRYOVER	\$0	\$0	\$0	\$5,000	\$0
<b>53505308 PROTECT HARRISBURG LEGAL DEFENSE</b>	<b>\$0</b>	<b>\$0</b>	<b>\$0</b>	<b>\$5,000</b>	<b>\$0</b>
352000 INT ON INVSTMTS/GRANT	\$0	\$1,404	\$5,191	\$0	\$0
385018 MEDICAL-EMPLOYEE CONTR	\$17	\$252	\$0	\$0	\$0
396000 GRANT PROCEEDS	\$115,842	\$0	\$0	\$0	\$0
399099 ESTIMATED CASH CARRYOVER	\$0	\$0	\$0	\$37,517	\$0
<b>53505309 PA GAMING GRANT</b>	<b>\$115,859</b>	<b>\$1,656</b>	<b>\$5,191</b>	<b>\$37,517</b>	<b>\$0</b>
<b>53 POLICE PROTECTION FUND</b>	<b>\$231,042</b>	<b>\$91,784</b>	<b>\$152,586</b>	<b>\$223,817</b>	<b>\$165,300</b>

# 2019 Approved Budget

## Expenditure Line Item

### 53 POLICE PROTECTION FUND

Account	2016 Actual	2017 Actual	2018 Actual YTD (12/31)	2018 Adopted Budget	2019 Approved Budget
430099 MISC SUPPLIES AND EXP	\$0	\$0	\$0	\$2,400	\$2,400
<b>53505301 ILLEGAL GUN PROGRAM</b>	<b>\$0</b>	<b>\$0</b>	<b>\$0</b>	<b>\$2,400</b>	<b>\$2,400</b>
429001 TUITION/TRAINING	\$6,695	\$57,149	\$42,595	\$113,000	\$85,000
<b>53505302 POLICE TRAINING</b>	<b>\$6,695</b>	<b>\$57,149</b>	<b>\$42,595</b>	<b>\$113,000</b>	<b>\$85,000</b>
430016 MEDICAL/LAB	\$0	\$0	\$0	\$2,500	\$2,500
<b>53505303 K-9 EMERGENCY</b>	<b>\$0</b>	<b>\$0</b>	<b>\$0</b>	<b>\$2,500</b>	<b>\$2,500</b>
429001 TUITION/TRAINING	\$0	\$0	\$0	\$7,400	\$7,400
<b>53505304 K-9</b>	<b>\$0</b>	<b>\$0</b>	<b>\$0</b>	<b>\$7,400</b>	<b>\$7,400</b>
425030 BUILDING MAINT	\$10,476	\$0	\$4,925	\$0	\$10,000
425090 MAINT SERV CONTRACT	\$0	\$0	\$0	\$20,000	\$0
430001 EDUCATIONAL	\$41	\$0	\$0	\$0	\$0
430009 OFFICE	\$0	\$1,238	\$0	\$0	\$0
430054 AUTO BODY PART/SUPPLIES	\$0	\$0	\$0	\$10,000	\$0
439015 OFFICE EQUIPMENT	\$0	\$0	\$0	\$0	\$10,000
452014 SECURITY UPGRADE	\$0	\$0	\$21,052	\$0	\$0
<b>53505305 POLICE PROJECTS</b>	<b>\$10,517</b>	<b>\$1,238</b>	<b>\$25,977</b>	<b>\$30,000</b>	<b>\$20,000</b>
430002 SOFTWARE	\$0	\$0	\$0	\$10,000	\$10,000
430012 PERSONAL SAFETY	\$0	\$0	\$0	\$16,000	\$4,000
439015 OFFICE EQUIPMENT	\$0	\$4,318	\$0	\$0	\$0
453004 EQUIPMENT-VEHICLE	\$0	\$0	\$0	\$0	\$22,000
450000 LAND	\$0	\$0	\$12,000	\$0	\$12,000
<b>53505306 FED FORFEITURE</b>	<b>\$0</b>	<b>\$4,318</b>	<b>\$12,000</b>	<b>\$26,000</b>	<b>\$48,000</b>
421010 LEGAL	\$0	\$0	\$0	\$5,000	\$0
<b>53505308 PROTECT HBG LEGAL DEFENSE</b>	<b>\$0</b>	<b>\$0</b>	<b>\$0</b>	<b>\$5,000</b>	<b>\$0</b>
414000 SALARIES & WAGES	\$844	\$12,339	\$0	\$0	\$0
419001 SOCIAL SECURITY	\$63	\$928	\$0	\$0	\$0
429001 TUITION/TRAINING	\$0	\$1,399	\$0	\$0	\$0
429090 MISC CONTRACTED SRVCS	\$2,005	\$11,982	\$0	\$0	\$0
430001 EDUCATIONAL	\$16,500	\$0	\$0	\$0	\$0
430011 CUSTODIAL	\$2,985	\$4,436	\$0	\$0	\$0
430014 WEARING APPAREL	\$1,535	\$0	\$0	\$0	\$0
430099 MISC SUPPLIES AND EXP	\$4,251	\$1,753	\$0	\$0	\$0
439015 OFFICE EQUIPMENT	\$6,153	\$0	\$0	\$0	\$0
453004 EQUIPMENT-VEHICLE	\$0	\$0	\$14,775	\$0	\$0
481001 GENERAL FUND TRANSFERS	\$4,086	\$40	\$0	\$0	\$0
485000 REFUND PRIOR YEAR REVENUE	\$0	\$100,242	\$69,594	\$37,517	\$0
<b>53505309 PA GAMING CONTRL BRD GRNT</b>	<b>\$38,422</b>	<b>\$133,119</b>	<b>\$84,369</b>	<b>\$37,517</b>	<b>\$0</b>
<b>53 POLICE PROTECTION FUND</b>	<b>\$55,635</b>	<b>\$195,824</b>	<b>\$164,941</b>	<b>\$223,817</b>	<b>\$165,300</b>



PARKS & RECREATION FUND

The Park & Recreation fund accounts for fee, contribution and grant revenue, along with related expenses, for use in the maintenance and betterment of the City's Parks & Recreation bureau, activities, and programming.

RESOURCE ALLOCATION  
2019 APPROVED BUDGET

RESOURCES		APPROPRIATIONS	
CITY ISLAND	117,000	CITY ISLAND	141,500
RESERVOIR PARK	175,500	RESERVOIR PARK	182,000
EVENTS	0	EVENTS	0
HIGHMARK	70,000	HIGHMARK	100,030
GRANT PROCEEDS	0	GENERAL SALARIES	0
FUND BALANCE PROPRIATION	61,030		
TOTAL RESOURCES	<u>423,530</u>	TOTAL APPROPRIATION	<u>423,530</u>

PARKS & RECREATION FUND  
2019 APPROVED BUDGET

	2016 Actual	2017 Actual	2018 Actual YTD (12/31)	2018 Adopted Budget	2019 Approved Budget
REVENUE ANALYSIS DETAIL					
CITY ISLAND	115,613	114,081	159,197	164,500	117,000
RESERVOIR PARK	11,812	12,378	10,105	0	175,500
EVENTS	93,620	200	0	0	0
HIGHMARK	100,000	80,000	70,000	50,000	70,000
GRANT PROCEEDS	0	1,107	5,042	0	0
TOTAL REVENUE	<u>321,044</u>	<u>206,659</u>	<u>239,302</u>	<u>214,500</u>	<u>362,500</u>
FUND BALANCE APPROPRIATION	0	0	0	62,500	61,030
TOTAL RESOURCES	<u>321,044</u>	<u>206,659</u>	<u>239,302</u>	<u>277,000</u>	<u>423,530</u>

EXPENDITURE ANALYSIS DETAIL					
CITY ISLAND	95,055	128,548	95,832	164,500	141,500
RESERVOIR PARK	18,374	23,703	23,948	32,000	182,000
EVENTS	107,954	41,637	0	0	0
HIGHMARK	62,965	82,959	71,775	85,000	100,030
GENERAL SALARIES	0	0	0	0	0
TOTAL EXPENDITURES	<u>284,348</u>	<u>276,847</u>	<u>191,555</u>	<u>281,500</u>	<u>423,530</u>

## 2019 Approved Budget

### Revenue Line Item

#### BUDGET UNIT: PARKS & RECREATION FUND

Account	2016 Actual	2017 Actual	2018 Actual YTD (12/31)	2018 Adopted Budget	2019 Approved Budget
345029 PARK PERMIT FEES-OTHER	\$68,304	\$66,290	\$101,721	\$70,000	\$75,000
355005 RENT INCOME P & R	\$45,808	\$47,636	\$57,476	\$30,000	\$40,000
382000 CONTRIBUTIONS AND DONATION	\$1,500	\$0	\$0	\$2,000	\$1,000
385000 REFUNDS OF EXPENDITURES	\$0	\$155	\$0	\$0	\$1,000
399099 ESTIMATED CASH CARRYOVER	\$0	\$0	\$0	\$62,500	\$24,530
<b>54505401 CITY ISLAND</b>	<b>\$115,613</b>	<b>\$114,081</b>	<b>\$159,197</b>	<b>\$164,500</b>	<b>\$141,530</b>
347090 OTHER LICENSES/PERMITS	\$11,812	\$12,378	\$10,105	\$9,500	\$9,500
382054 GREENHOUSE CONTRIBUTIONS	\$0	\$0	\$0	\$0	\$150,000
398054 PARKS AND RECREATION FUND	\$0	\$0	\$0	\$0	\$16,000
399099 ESTIMATED CASH CARRYOVER	\$0	\$0	\$0	\$0	\$6,500
<b>54505402 RESERVOIR PARK</b>	<b>\$11,812</b>	<b>\$12,378</b>	<b>\$10,105</b>	<b>\$9,500</b>	<b>\$182,000</b>
347090 OTHER LICENSES/PERMITS	\$44,370	\$200	\$0	\$0	\$0
382000 CONTRIBUTIONS AND DONATION	\$49,250	\$0	\$0	\$0	\$0
<b>54505403 EVENTS</b>	<b>\$93,620</b>	<b>\$200</b>	<b>\$0</b>	<b>\$0</b>	<b>\$0</b>
382000 CONTRIBUTIONS AND DONATION	\$100,000	\$80,000	\$70,000	\$50,000	\$70,000
399099 ESTIMATED CASH CARRYOVER	\$0	\$0	\$0	\$0	\$30,000
<b>54505404 HIGHMARK</b>	<b>\$100,000</b>	<b>\$80,000</b>	<b>\$70,000</b>	<b>\$50,000</b>	<b>\$100,000</b>
352000 INT ON INVSTMTS/GRANT	\$0	\$1,107	\$5,042	\$0	\$0
<b>54505400 GENERAL SALARIES</b>	<b>\$0</b>	<b>\$1,107</b>	<b>\$5,042</b>	<b>\$0</b>	<b>\$0</b>
<b>54 PARKS &amp; RECREATION FUND</b>	<b>\$321,044</b>	<b>\$207,765</b>	<b>\$244,344</b>	<b>\$224,000</b>	<b>\$423,530</b>

## 2019 Approved Budget

### Expenditure Line Item

#### 54 PARKS & RECREATION FUND

Account	2016 Actual	2017 Actual	2018 Actual YTD (12/31)	2018 Adopted Budget	2019 Approved Budget
420040 TELEPHONE	\$2,184	\$169	\$1,063	\$3,000	\$3,000
422020 ELECTRICITY	\$16,297	\$18,636	\$14,784	\$18,000	\$18,000
425090 MAINT SERV CONTRACT	\$3,443	\$3,465	\$0	\$4,000	\$3,500
429080 POLICE SERVICES	\$1,960	\$2,500	\$0	\$2,000	\$2,000
429090 MISC CONTRACTED SRVCS	\$8,254	\$22,234	\$17,966	\$30,000	\$30,000
430012 PERSONAL SAFETY	\$0	\$3,625	\$0	\$0	\$0
430041 PLAYGRND &/OR POOL SUPPLY	\$0	\$10,000	\$9,872	\$0	\$0
430099 MISC SUPPLIES AND EXP	\$13,508	\$25,040	\$25,996	\$30,000	\$30,000
452000 BUILDINGS AND STRUCTURES	\$49,410	\$8,128	\$6,153	\$35,000	\$35,000
452008 BUILDING IMPROVEMENTS	\$0	\$14,750	\$0	\$0	\$0
481054 PARKS & RECREATION FUND	\$0	\$0	\$0	\$22,500	\$0
481056 SPECIAL EVENTS FUND	\$0	\$20,000	\$20,000	\$20,000	\$20,000
<b>54505401 CITY ISLAND</b>	<b>\$95,055</b>	<b>\$128,548</b>	<b>\$95,832</b>	<b>\$164,500</b>	<b>\$141,500</b>
425090 MAINT SERV CONTRACT	\$3,667	\$1,384	\$620	\$3,000	\$0
425094 MANSION MAINTENANCE	\$1,652	\$4,487	\$5,204	\$5,000	\$7,500
429090 MISC CONTRACTED SRVCS	\$8,019	\$13,929	\$5,414	\$16,000	\$14,000
430099 MISC SUPPLIES AND EXP	\$3,384	\$3,171	\$7,611	\$6,500	\$9,000
439015 OFFICE EQUIPMENT	\$1,652	\$732	\$0	\$1,500	\$1,500
453099 EQUIPMENT-OTHER	\$0	\$0	\$5,099	\$0	\$150,000
<b>54505402 RESERVOIR PARK</b>	<b>\$18,374</b>	<b>\$23,703</b>	<b>\$23,948</b>	<b>\$32,000</b>	<b>\$182,000</b>
429081 FIREWORK-JULY 4	\$15,750	\$0	\$0	\$0	\$0
429082 FIREWORK-KIPONA	\$15,000	\$0	\$0	\$0	\$0
429083 FIREWORK-MINOR EVENT	\$0	\$7,000	\$0	\$0	\$0
429084 MISC CONTR SRVCS-JULY 4	\$5,924	\$0	\$0	\$0	\$0
429085 MISC CONTR SRVCS-KIPONA	\$60,433	\$0	\$0	\$0	\$0
429086 MISC CONTR SRVCS-MIN EVT	\$10,046	\$0	\$0	\$0	\$0
430099 MISC SUPPLIES AND EXP	\$800	\$0	\$0	\$0	\$0
481056 SPECIAL EVENTS FUND	\$0	\$34,637	\$0	\$0	\$0
<b>54505403 EVENTS</b>	<b>\$107,954</b>	<b>\$41,637</b>	<b>\$0</b>	<b>\$0</b>	<b>\$0</b>
414000 SALARIES & WAGES	\$40,407	\$46,115	\$42,910	\$48,000	\$46,477
419001 SOCIAL SECURITY	\$3,089	\$3,528	\$3,283	\$7,000	\$3,553
429015 TRAVEL	\$13,371	\$22,890	\$22,360	\$25,000	\$39,000
430099 MISC SUPPLIES AND EXP	\$6,098	\$10,427	\$3,222	\$5,000	\$11,000
<b>54505404 HIGHMARK</b>	<b>\$62,965</b>	<b>\$82,959</b>	<b>\$71,775</b>	<b>\$85,000</b>	<b>\$100,030</b>
<b>54 PARKS &amp; RECREATION FUND</b>	<b>\$284,348</b>	<b>\$276,847</b>	<b>\$191,555</b>	<b>\$281,500</b>	<b>\$423,530</b>

WHBG FUND

The WHBG fund accounts for fees, contributions and sponsorship revenue for maintenance of the City's government access cable television channel, station facilities and programming management.

RESOURCE ALLOCATION  
2019 APPROVED BUDGET

---

RESOURCES		APPROPRIATIONS	
WHBG BROADCASTING NTKW	10,000	WHBG FUND	9,500
FUND BALANCE PROPRIATION	0		
TOTAL RESOURCES	<u>10,000</u>	TOTAL APPROPRIATION	<u>9,500</u>

---

WHBG FUND  
2019 APPROVED BUDGET

	2016 Actual	2017 Actual	2018 Actual YTD (12/31)	2018 Adopted Budget	2019 Approved Budget
REVENUE ANALYSIS DETAIL					
WHBG BROADCASTING NETWORK	9,979	8,077	4,050	10,000	10,000
TOTAL REVENUE	<u>9,979</u>	<u>8,077</u>	<u>4,050</u>	<u>10,000</u>	<u>10,000</u>
FUND BALANCE APPROPRIATION	0	0	0	0	0
TOTAL RESOURCES	<u>9,979</u>	<u>8,077</u>	<u>4,050</u>	<u>10,000</u>	<u>10,000</u>

EXPENDITURE ANALYSIS DETAIL					
CONSULTING	0	0	0	1,000	1,000
OTHER PROFESSIONAL FEES	0	0	0	0	0
CONTRACTED PERSONNEL SERVICES	0	0	0	6,000	6,000
TUITION/TRAINING	0	0	0	1,000	1,000
SUPPLIES AND EXPENSES	0	0	0	1,500	1,500
TOTAL EXPENDITURES	<u>0</u>	<u>0</u>	<u>0</u>	<u>9,500</u>	<u>9,500</u>

## 2019 Approved Budget

Revenue Line Item

### BUDGET UNIT: WHBG FUND

Account	2016 Actual	2017 Actual	2018 Actual YTD (12/31)	2018 Adopted Budget	2019 Approved Budget
352000 INT ON INVSTMTS/GRANT	\$479	\$577	\$0	\$0	\$0
384007 HBG BROADCASTING NTWK	\$9,500	\$7,500	\$4,050	\$10,000	\$10,000
<b>55505500 WHBG FUND</b>	<b>\$9,979</b>	<b>\$8,077</b>	<b>\$4,050</b>	<b>\$10,000</b>	<b>\$10,000</b>

# **2019 Approved Budget**

## Expenditure Line Item

### **55 WHBG FUND**

<b>Account</b>	<b>2016 Actual</b>	<b>2017 Actual</b>	<b>2018 Actual YTD (12/31)</b>	<b>2018 Adopted Budget</b>	<b>2019 Approved Budget</b>
421030 CONSULTING	\$0	\$0	\$0	\$1,000	\$1,000
429001 TUITION/TRAINING	\$0	\$0	\$0	\$1,000	\$1,000
429014 CONTRACTED PERSONNEL SVS.	\$0	\$0	\$0	\$6,000	\$6,000
430099 MISC SUPPLIES AND EXP	\$0	\$0	\$0	\$1,500	\$1,500
<b>55505510 WHBG FUND</b>	<b>\$0</b>	<b>\$0</b>	<b>\$0</b>	<b>\$9,500</b>	<b>\$9,500</b>



EVENTS FUND

The Special Events Fund accounts for all revenue raised in support of the City's events, including the July 4th Celebration, Kipona, the Holiday Parade and New Year's Eve. This fund also accounts for related event expenses and is overseen by the Director of Business Development and the Events and Marketing Manager.

---

RESOURCE ALLOCATION  
2019 APPROVED BUDGET

---

RESOURCES		APPROPRIATIONS	
CONTRIBUTIONS & DONATIONS	55,000	PERSONNEL	0
PARK PERMIT FEES	5,000	SERVICES	180,000
OTHER LICENSE FEES	65,000	SUPPLIES	1,000
TRANSFERS	20,000	OTHER	0
FUND BALANCE APPROPRIATION	36,000	TOTAL APPROPRIATION	<u>181,000</u>
TOTAL RESOURCES	<u>181,000</u>		

EVENTS FUND  
2019 APPROVED BUDGET

Account Name	2016 Actual	2017 Actual	2018 Actual YTD (12/31)	2018 Adopted Budget	2019 Approved Budget
<b>REVENUE ANALYSIS SUMMARY</b>					
Donations & Contributions	52,221	28,400	80,621	110,000	55,000
Interest of Savings	318	1,129	1,447	72	0
Park Permit Fee	0	0	0	10,000	5,000
Other License Fees	61,160	116,550	177,710	105,000	65,000
Transfers	54,637	20,000	74,637	74,637	20,000
<b>TOTAL REVENUE</b>	<u>168,336</u>	<u>166,079</u>	<u>334,415</u>	<u>299,709</u>	<u>145,000</u>
Fund Balance Appropriation	0	0	0	0	36,000
<b>TOTAL RESOURCES</b>	<u>168,336</u>	<u>166,079</u>	<u>334,415</u>	<u>299,709</u>	<u>181,000</u>

<b>REVENUE ANALYSIS DETAIL</b>					
Donations & Contributions	52,221	28,400	80,621	110,000	55,000
Interest of Savings	318	1,129	1,447	72	0
Park Permit Fee	0	0	0	10,000	5,000
Other License Fees	61,160	116,550	177,710	105,000	65,000
Transfers- General Fund	0	0	0	0	0
Transfers- Parks & Rec Special Fund	54,637	20,000	74,637	74,637	20,000
<b>TOTAL REVENUE</b>	<u>168,336</u>	<u>166,079</u>	<u>334,415</u>	<u>299,709</u>	<u>145,000</u>
Fund Balance Appropriation	0	0	0	0	36,000
<b>TOTAL RESOURCES</b>	<u>168,336</u>	<u>166,079</u>	<u>334,415</u>	<u>299,709</u>	<u>181,000</u>

<b>EXPENDITURE ANALYSIS SUMMARY</b>					
Personnel	0	2,996	2,784	3,230	0
Services	0	113,049	159,114	175,000	180,000
Supplies	0	834	259	1,000	1,000
Other	0	0	0	0	0
<b>TOTAL EXPENDITURES</b>	<u>0</u>	<u>116,879</u>	<u>162,157</u>	<u>179,230</u>	<u>181,000</u>

# EVENTS FUND

## EXPENDITURE ANALYSIS DETAIL 2019 APPROVED BUDGET

Special Revenue Fund

5601 Events Fund

### Allocation Plan

### Position Control

	2018 Adopted	2019 Approved
<b>PERSONNEL</b>		
Salaries-Mgmt	3,000	0
Fringe Benefits	230	0
<b>TOTAL</b>	<b>3,230</b>	<b>0</b>
<b>SERVICES</b>		
Communications	0	0
Professional Services	0	0
Utilities	0	0
Insurance	0	0
Rentals	0	0
Maintenance & Repairs	0	0
Contracted Services	175,000	180,000
<b>TOTAL</b>	<b>175,000</b>	<b>180,000</b>
<b>SUPPLIES</b>		
Supplies	1,000	1,000
Minor Capital Equipment	0	0
<b>TOTAL</b>	<b>1,000</b>	<b>1,000</b>
<b>OTHER</b>		
	0	0
<b>TOTAL APPROPRIATION</b>	<b>179,230</b>	<b>181,000</b>

	2018 Adopted	2019 Approved	2018 Adopted	2019 Approved
<b>JOB CLASSIFICATION</b>				
Director of Business & Resource Development (5%)	0.05	0.00	3,000	0
<b>Total Management</b>	<b>0.05</b>	<b>0.00</b>	<b>3,000</b>	<b>0</b>
FICA			230	0
<b>Total Fringe Benefits</b>			<b>230</b>	<b>0</b>
<b>TOTAL</b>	<b>0.05</b>	<b>0.00</b>	<b>3,230</b>	<b>0</b>

## 2019 Approved Budget

### Revenue Line Item

#### **BUDGET UNIT: EVENTS FUND**

<b>Account</b>	<b>2016 Actual</b>	<b>2017 Actual</b>	<b>2018 Actual YTD (12/31)</b>	<b>2018 Adopted Budget</b>	<b>2019 Approved Budget</b>
345029 PARK PERMIT FEES-OTHER	\$0	\$0	\$0	\$10,000	\$5,000
347090 OTHER LICENSES/PERMITS	\$61,160	\$116,550	\$177,710	\$105,000	\$65,000
352000 INT ON INVSTMTS/GRANT	\$318	\$1,129	\$1,447	\$72	\$0
382000 CONTRIBUTIONS AND DONATION	\$52,221	\$28,400	\$80,621	\$110,000	\$55,000
385018 MEDICAL-EMPLOYEE CONTR	\$56	\$98	\$154	\$0	\$0
398054 PARKS AND RECREATION FUND	\$54,637	\$20,000	\$74,637	\$74,637	\$20,000
399099 ESTIMATED CASH CARRYOVER	\$0	\$0	\$0	\$0	\$36,000
<b>56015601 EVENTS</b>	<b>\$168,391</b>	<b>\$166,177</b>	<b>\$334,569</b>	<b>\$299,709</b>	<b>\$181,000</b>

# 2019 Approved Budget

## Expenditure Line Item

### 56 EVENTS FUND

Account	2016 Actual	2017 Actual	2018 Actual YTD (12/31)	2018 Adopted Budget	2019 Approved Budget
414000 SALARIES & WAGES	\$0	\$2,788	\$2,592	\$3,000	\$0
<b>414100 SALARIES/WAGES</b>	<b>\$0</b>	<b>\$2,788</b>	<b>\$2,592</b>	<b>\$3,000</b>	<b>\$0</b>
419001 SOCIAL SECURITY	\$0	\$208	\$192	\$230	\$0
<b>419100 FRINGE BENEFITS</b>	<b>\$0</b>	<b>\$208</b>	<b>\$192</b>	<b>\$230</b>	<b>\$0</b>
<b>419995 PERSONNEL</b>	<b>\$0</b>	<b>\$2,996</b>	<b>\$2,784</b>	<b>\$3,230</b>	<b>\$0</b>
429081 FIREWORK-JULY 4	\$0	\$15,750	\$15,000	\$16,000	\$16,000
429082 FIREWORK-KIPONA	\$0	\$15,000	\$13,000	\$15,000	\$15,000
429083 FIREWORK-MINOR EVENT	\$0	\$0	\$13,000	\$8,000	\$8,000
429084 MISC CONTR SRVCS-JULY 4	\$0	\$9,915	\$9,555	\$11,000	\$11,000
429085 MISC CONTR SRVCS-KIPONA	\$0	\$58,764	\$52,400	\$80,000	\$70,000
429086 MISC CONTR SRVCS-MIN EVT	\$0	\$13,620	\$56,159	\$45,000	\$60,000
<b>429100 CONTRACTED SRVC</b>	<b>\$0</b>	<b>\$113,049</b>	<b>\$159,114</b>	<b>\$175,000</b>	<b>\$180,000</b>
<b>429995 SERVICES</b>	<b>\$0</b>	<b>\$113,049</b>	<b>\$159,114</b>	<b>\$175,000</b>	<b>\$180,000</b>
430099 MISC SUPPLIES AND EXP	\$0	\$834	\$259	\$1,000	\$1,000
<b>430100 SUPPLIES &amp; EXP</b>	<b>\$0</b>	<b>\$834</b>	<b>\$259</b>	<b>\$1,000</b>	<b>\$1,000</b>
<b>439995 SUPPLIES</b>	<b>\$0</b>	<b>\$834</b>	<b>\$259</b>	<b>\$1,000</b>	<b>\$1,000</b>
<b>56015601 EVENTS FUND</b>	<b>\$0</b>	<b>\$116,879</b>	<b>\$162,157</b>	<b>\$179,230</b>	<b>\$181,000</b>

# **GLOSSARIES**

## GLOSSARY OF TERMS

### A -

**ACCRUAL BASIS** - The method of accounting under which revenues are recorded when they are earned (whether or not cash is received at that time) and expenditures are recorded when goods or services are received (whether or not cash disbursements are made at that time).

**ACTIVITIES** - Specific services performed to accomplish program objectives and goals.

**AGENCY FUND** - Permanently established endowments where the annual income is used at the discretion of the organization in pursuit of a particular mandate.

**ALLOCATION** - The assignment or distribution of available resources such as revenue, personnel, buildings, and equipment among various City departments, bureaus, divisions, or offices.

**APPROPRIATION** - An authorization made by City Council which permits the City to incur obligations and to make expenditures or resources.

**APPROVED (ADOPTED) BUDGET** - The revenue and expenditure plan for the City for the fiscal year as enacted by City Council.

**ARBITRAGE** - Excess investment profits earned on the investment of lower-cost, tax-exempt bond proceeds.

**ASSESSED VALUATION** - The value placed upon real and personal property by the County tax assessor/appraiser as the basis for levying taxes.

**ASSET** - Property owned by the City which has monetary value.

**AUDIT** - Prepared by an independent certified public accounting firm, the primary objective of an audit is to determine if the City's general purpose financial statements present fairly the City's financial position and results of operations in conformity with the generally accepted accounting principles.

### B -

**BALANCED BUDGET** - Proposed revenues and other resources equal proposed appropriations.

**BOND** - A long-term promise to repay a specified amount of money (the face value amount of the bond) on a particular date (maturity date). Bonds are primarily used to finance capital projects.

**BUDGET** - A plan of financial operation comprised of an estimate of proposed expenditures for a fiscal year and the proposed means of financing those expenditures to fund City services in accordance with adopted policy.

**BUDGET CALENDAR** - The schedule of key dates or milestones which the City follows in the preparation and adoption of the budget.

**BUDGET DOCUMENT** - A compilation of the spending and funding plans for the various funds, along with supporting narrative, schedules, tables, and charts which, in total, comprises the annual resource allocation plan.

**BUDGET ORDINANCE** - An ordinance considered and adopted by City Council to formally enact the proposed budget as amended.

**BUDGET TRANSFER** - Adjustment made to the budget during the fiscal year to properly account for unanticipated changes that occur in revenues and/or expenditures and for program initiatives approved during the fiscal year.

**BUREAU** - The largest organizational component within a department which design is tied to service output or function.

### C -

**CAPITAL IMPROVEMENT PLAN (CIP)** - A multi-year plan to provide for equipment acquisition, improvement to public facilities, and construction of new facilities.

**CAPITAL OUTLAY** - Expenditures relating to the purchase of equipment, facility modifications, land, and other fixed assets.

**CAPITAL PROJECTS FUND** - A fund to account for the acquisition or construction of major capital facilities.

**CASH BASIS** - The method of accounting under which revenues are recorded when received in cash and expenditures are recorded when actually paid.

## GLOSSARY OF TERMS

**CREDIT RATING** - The credit worthiness of an entity, as evaluated by independent agencies such as Moody's Investors Service, Inc. and Standard and Poor's Corp.

### D -

**DEBT SERVICE** - Payment of interest and principal on an obligation resulting from issuance of bonds and notes.

**DEBT SERVICE FUND** - A fund used to account for the accumulation of resources for, and the payment of, general long-term debt principal, interest and related costs.

**DEFICIT** - An excess of liabilities and reserves of a fund over its assets.

**DEPARTMENT** - The largest organizational component of the City which has been assigned overall management responsibility for an operation or a group of related operations within a functional area.

**DESIGNATED FUND BALANCE** - A portion of unreserved fund balance assigned by City policy for a specific future use.

**DIVISION** - The largest organizational component within a bureau which design is tied to a specific service output or function.

### E -

**ENCUMBRANCE** - A reservation of funds for an anticipated expenditure prior to actual payment for an item. Funds are reserved or encumbered once a contract obligation has been signed for an item, but prior to the cash payment actually being dispersed.

**ENTERPRISE FUND** - A fund used to account for revenues received for goods and services provided to the general public on a continuous basis and primarily financed through user charges.

**EXPENDABLE TRUST FUND** - Funds whose principal and income may be expended in the course of their designated operations. These funds may also be used to account for endowments whose principal may be expended in the course of their designated operations.

**EXPENDITURE** - Actual outlay of money for goods or services.

**EXPENSE** - Expenditures and other obligations (e.g., encumbrances) to expend money for goods and services.

### F -

**FICA** - City's portion of mandatory Social Security contribution (6.20%) and mandatory Medicare contribution (1.45%) for its employees payable to the federal government.

**FISCAL YEAR (FY)** - A twelve-month period designated as the operating year for an entity. The fiscal year for the City of Harrisburg is January 1 - December 31.

**FIXED ASSET** - Asset of a long-term nature such as land, buildings, machinery, furniture, and other equipment. The City has defined fixed assets as those with an expected useful life in excess of one year and an acquisition cost in excess of \$5,000.

**FRINGE BENEFITS** - Health and welfare related benefits for all full-time employees, such as medical, dental, vision, and life insurance coverage, and a prescription drug plan which are included in the employee's compensation package.

**FUND** - An accounting entity that records all financial transactions for specified activities or government functions. The six fund types used by the City are - General Fund, Capital Projects Fund, Debt Service Fund, Special Revenue Funds, Propriety (Utility) Funds, and Trust and Agency Funds.

**FUND BALANCE** - A cumulative excess of revenues over expenditures segregated by fund.

### G -

**GENERAL OBLIGATION BOND and NOTE** - Forms of borrowing (debt financing) which reflect written promises from the City to repay sums of money on specific dates at specified interest rates backed by the full faith, credit, and taxing power of the municipality.

**GOVERNMENTAL FUNDS** - Funds that account for the services provided to the general citizenry as opposed to a specific group. These funds focus on current financial resources, emphasizing budgetary control and available cash.

**GRANT** - A sum of money allotted from a specific governmental or non-profit organization to be used under certain circumstances for a designated purpose(s).



## GLOSSARY OF TERMS

### I -

**INFRASTRUCTURE** - The basic physical framework or foundation of the City, referring to its buildings, roads, bridges, sidewalks, water system, and sewer system.

**INTERFUND TRANSFER** - A transfer of money from one fund of the City to another fund of the City.

### L -

**LIABILITY** - Debt or other legal obligations arising out of transactions in the past which must be paid, renewed, or refunded at some future date.

**LINE-ITEM BUDGET** - A budget that lists detailed expenditure categories such as salary, postage, and maintenance service contracts. The specific amount budgeted is also listed by category.

**LONG-TERM DEBT** - Debt with a maturity of more than one year after date of issuance.

### M -

**MILL** - A taxation unit equal to one dollar of tax obligation for every \$1,000 of assessed valuation of property.

**MILLAGE** - The total tax obligation per \$1,000 of assessed valuation of property.

**MODIFIED ACCRUAL** - The method of accounting that is a mixture of both cash and accrual bases concepts. Revenues are recorded when they are both measurable and available to meet current liabilities. Expenditures are recorded when goods or services are received.

### N -

**NOTE** - A short-term promise to repay a specified amount of money (the face value of the note) on a particular date (maturity date). Notes are primarily used to supplement current cash flow in anticipation of taxes and other revenues to be received, or to provide interim financing for capital projects in anticipation of the issuance of bonds.

### O -

**OBJECTIVE** - A statement of purpose defined more specifically than a goal. (A goal may include several related objectives.) An objective normally indicates anticipated levels of achievement and is usually time limited and quantifiable.

**OPERATING EXPENSES** - Ongoing costs associated with sustaining City government operations such as: communications, professional fees, utilities, insurance, rentals, maintenance and repairs, contracted services, supplies, and minor capital.

**ORGANIZATIONAL CHART** - A chart representing the authority, responsibility, and relationships among departments, bureaus, and divisions within the City organization.

### P -

**PART I CRIME** - Crimes that are classified as felonies, which are punishable by imprisonment. These crimes are more severe than a misdemeanor. These crimes consist of murder, rape, homicides, burglary, etc.

**PART II CRIME** - Crimes that are classified as misdemeanors, which are less offensive than felonies. These crimes consist of terroristic threats, trespassing, misconduct, theft, etc.

**PART-TIME POSITION** - A position regularly scheduled for no more than 25 hours per week.

**PERFORMANCE-BASED BUDGETING** - A method of allocating resources to achieve specific objectives based on program goals and measured results.

**PERFORMANCE INDICATOR** - A variable measuring the degree of goal and objective fulfillment achieved by programs.

**PERSONNEL SERVICES** - Expenditures relating to compensating employees of the City including wages, salaries, and special pay such as longevity, holiday, vacation, sick, personal, and bereavement; overtime and shift differential; fringe benefits such as FICA, health, and life insurances; and miscellaneous expenditures such as pension plan contributions, workers' compensation, and unemployment compensation costs.

**PROGRAM** - An organized set of activities directed toward a common purpose or goal that an agency undertakes or proposes to carry out its responsibilities.

## GLOSSARY OF TERMS

**PROPOSED BUDGET** - The City's resource allocation plan for the fiscal year as prepared and recommended by the Mayor for consideration by City Council.

**PROPRIETARY FUND** - A fund that accounts for businesslike operations that intend to recover their full cost through charges to customers and users.

### R -

**RESOURCE ALLOCATION PLAN** - The City's revenue and expenditure plan for the fiscal year.

**REVENUE** - Money received or collected by the City through taxation, licenses, grants, fees, fines, forfeitures, charges, investments, and interfund transfers.

**REVENUE BOND** - Long-term borrowing that is backed by the revenues from a specific project such as a water or sewer system improvement.

**RISK MANAGEMENT** - The coordinated and continuous effort to minimize potential financial and human resource losses arising from workers' compensation, liability, and property exposures.

### S -

**SPECIAL REVENUE FUND** - A fund used to account for the proceeds of specific revenue sources that are legally restricted to expenditures for specified purposes.

### T -

**TAX & REVENUE ANTICIPATION NOTE** – Short-term note issued on the premise that future tax collections and other revenues will be sufficient to meet repayment obligations, generally by the end of the calendar year.

**TAX BASE** - The total value of taxable property in the City.

### U -

**UNIT** - The smallest organizational component within a bureau which by design further delineates the distribution of workload to achieve a specific output or function.

### Y -

**YIELD** - The rate of return earned on an investment based on the cost of the investment.

---

## GLOSSARY OF ABBREVIATED TERMS

---

- ADA - Americans with Disabilities Act
- AFSCME - American Federation of State, County, and Municipal Employees
  - AID - Assistance for Impact Delegation Team
  - ARB - Architectural Review Board
- AWTF - Advanced Wastewater Treatment Facility
  - BTU - British Thermal Unit
  - BU - Bargaining Unit
- CAC - Community Action Commission
- CAD - Computer Aided Dispatch
- CAFR - Comprehensive Annual Financial Report
  - CAT - Capital Area Transit
- CBD - Central Business District
- CCU H.E.L.P. - Christian Churches United H.E.L.P.
  - C/D - Construction/Demolition Wastes
- CDBG - Community Development Block Grant
- CDC - Community Development Corporation
- CED - Community & Economic Development
- CFM - Cubic Feet Per Minute
- CIP - Capital Improvement Plan
- CLG - Certified Local Government
- CREDC - Capital Region Economic Development Corporation
- DARE - Drug Abuse Resistance and Education
- DBHD - Department of Building and Housing Development
  - DEP - Department of Environmental Protection
- DID - Downtown Improvement District
- DJ - District Justice
- DOA - Department of Administration
- DPW - Department of Public Works
  - EIT - Earned Income Tax
- EMS - Emergency and Municipal Services Tax
- EOP - Emergency Operation Plan
- EPA - Environmental Protection Agency
- EZ COMP - Enterprise Zone Competitive Grant
- FEMA - Federal Emergency Management Agency
- FERC - Federal Energy Regulatory Commission
- FICA - Federal Insurance Contributions Act
- FMV - Fair Market Value
- FOP - Fraternal Order of Police
- FTE - Full-time Equivalent
- FY - Fiscal Year
- GAAP - Generally Accepted Accounting Principles
- GFOA - Government Finance Officers Association of the United States and Canada
  - GIS - Geographic Information System
- G.O. - General Obligation
- HACC - Harrisburg Area Community College
- HAND - Housing and Neighborhood Development
- HARB - Harrisburg Architectural Review Board
- HATS - Harrisburg Area Transportation Study Group
  - HBN - Harrisburg Broadcasting Network
- HCEA - Harrisburg Community Economic Affairs
- HDC - Harestown Development Corporation
- HHa - Harrisburg Housing Authority
- HoDAG - Housing Development Action Grant
  - HOP - Home Ownership Opportunity Program

---

## GLOSSARY OF ABBREVIATED TERMS

---

HPA - Harrisburg Parking Authority  
HPC - Harrisburg Planning Commission  
HRA - Harrisburg Redevelopment Authority  
HRRF - Harrisburg Resource Recovery Facility  
HU - Harrisburg University  
HUD - Housing and Urban Development  
IAFF - International Association of Firefighters  
LED - Light Emitting Diode  
LTAP - Local Transportation Assistance Program  
MBE/WBE - Minority Business Enterprise/Women's Business Enterprise  
MCI - Managing Criminal Investigation  
MCL - Maximum Contamination Level  
MGMT - Management  
MOED - Mayor's Office for Economic Development and Special Projects  
MSA - Metropolitan Statistical Area  
MSW - Municipal Solid Waste  
NMAAH - National Museum of African American History  
NPDES - National Pollution Discharge Elimination System  
NTU - Nephelometric Turbidity Unit  
OBID - Office of Business and Industrial Development  
OMBE - Office of Minority Business Enterprise  
OPT - Occupational Privilege Tax  
PAL - Police Athletic League  
PASSHE - Pennsylvania State System of Higher Education  
PA-TF1 - Pennsylvania Task Force 1  
PBB - Performance-Based Budgeting  
PennDOT - Pennsylvania Department of Transportation  
PIB - Pennsylvania Infrastructure Bank  
PIDA - Pennsylvania Industrial Development Authority  
pH - Percent Hydrogen  
PHEAA - Pennsylvania Higher Education Assistance Agency  
PPB - Performance Program Budget  
PRPS - Pennsylvania Recreation and Park Society  
PSB - Public Safety Building  
PSECU - Pennsylvania State Employees Credit Union  
PSU - Pennsylvania State University  
REDDI - Regional Economic Development District Initiatives  
RTS - Ready to Serve  
SARAA - Susquehanna Area Regional Airport Authority  
SBF - Small Business First  
SHARP - Special Hazards Advanced Rescue Personnel  
T & A - Trust and Agency  
TAP - Traffic Accident Prevention  
THA - The Harrisburg Authority  
TRAN - Tax & Revenue Anticipation Note  
TUH - Temple University Harrisburg  
UCR - Uniform Crime Reporting  
UDAG - Urban Development Action Grant  
USAR - Urban Search and Rescue  
USGS - United States Geological Service  
VMC - Vehicle Management Center  
WHBG - TV station run by Harrisburg Broadcasting Network  
WPCACP - Water Pollution Control Association of Central Pennsylvania  
ZHB - Zoning Hearing Board

Moved by: \_\_\_\_\_

An Ordinance establishing the budget for the Municipal Government of the City of Harrisburg for the year Two Thousand Nineteen (2019).

**SECTION 1. GENERAL FUND** **\$70,808,152**

Appropriations in the amount of **Seventy Million Eight Hundred Eight Thousand One Hundred Fifty Two Dollars** are hereby made to the General Fund as specified in Exhibit "A" and summarized as follows:

**FOR: GENERAL GOVERNMENT** **\$2,441,535**

**To: City Council (0101)**

Personnel	\$	289,580	
Services	\$	114,200	
Supplies	\$	11,000	
Other	\$	3,400	
<b>Total - City Council</b>			<b>\$ 418,180</b>

**To: Mayor's Office (0102)**

Personnel	\$	235,378	
Services	\$	16,380	
Supplies	\$	14,187	
Other	\$	-	
<b>Total - Mayor's Office</b>			<b>\$ 265,945</b>

**To: City Controller's Office (0103)**

Personnel	\$	153,698	
Services	\$	10,500	
Supplies	\$	9,200	
Other	\$	-	
<b>Total - City Controller's Office</b>			<b>\$ 173,398</b>

**To: City Treasurer's Office (0104)**

Personnel	\$	347,911	
Services	\$	61,900	
Supplies	\$	12,000	
Other	\$	-	
<b>Total - City Treasurer's Office</b>			<b>\$ 421,811</b>

**To: City Solicitor's Office (0105)**

Personnel	\$	454,200	
Services	\$	232,742	
Supplies	\$	50,750	
Other	\$	-	
<b>Total - City Solicitor's Office</b>			<b>\$ 737,692</b>

**To: Bureau of Communication (0114)**

Personnel	\$	292,161	
Services	\$	33,600	
Supplies	\$	16,500	
Other	\$	-	
<b>Total - Communication</b>			<b>\$ 342,261</b>

**To: Office of Social Equity/Affirmative Action (0115)**

Personnel	\$	67,673	
Services	\$	11,100	
Supplies	\$	3,475	
Other	\$	-	
<b>Total - Social Equity/Affirmative Action</b>			<b>\$ 82,248</b>

**FOR: DEPARTMENT OF ADMINISTRATION** **\$3,490,597**

70	<b>To: Office of the Business Administrator (0110)</b>			
71	Personnel	\$	175,470	
72	Services	\$	65,550	
73	Supplies	\$	5,100	
74	Other	\$	-	
75	Total - Business Administrator			\$ 246,120
76				
77	<b>To: Bureau of Grants (0113)</b>			
78	Personnel	\$	60,392	
79	Services	\$	4,000	
80	Supplies	\$	500	
81	Other	\$	-	
82	Total - Grants			\$ 64,892
83				
84	<b>To: Bureau of Information Technology (0116)</b>			
85	Personnel	\$	506,012	
86	Services	\$	616,797	
87	Supplies	\$	170,580	
88	Other	\$	701,839	
89	Total - Information Technology			\$ 1,995,228
90				
91	<b>To: Bureau of Human Resources (0117)</b>			
92	Personnel	\$	366,680	
93	Services	\$	123,925	
94	Supplies	\$	2,200	
95	Other	\$	-	
96	Total - Human Resources			\$ 492,805
97				
98	<b>To: Bureau of Licensing, Taxation &amp; Central Support (0124)</b>			
99	Personnel	\$	328,049	
100	Services	\$	254,372	
101	Supplies	\$	43,192	
102	Other	\$	-	
103	Total - Licensing, Taxation & Central Support			\$ 625,613
104				
105	<b>To: Bureau of Business Development (0139)</b>			
106	Personnel	\$	61,189	
107	Services	\$	4,750	
108	Supplies	\$	-	
109	Other	\$	-	
110	Total - Business Development			\$ 65,939
111				
112	<b>FOR: DEPARTMENT OF BUDGET AND FINANCE</b>			<b>\$729,608</b>
113				
114	<b>To: Bureau of Financial Management (0112)</b>			
115	Personnel	\$	449,615	
116	Services	\$	267,893	
117	Supplies	\$	12,100	
118	Other	\$	-	
119	Total - Financial Management			\$ 729,608
120				
121				
122	<b>FOR: DEPARTMENT OF PARKS, RECREATION AND FACILITIES</b>			<b>\$2,200,899</b>
123				
124	<b>To: Bureau of Parks &amp; Recreation (0180)</b>			
125	Personnel	\$	948,494	
126	Services	\$	421,075	
127	Supplies	\$	306,380	
128	Other	\$	524,950	
129	Total - Parks & Recreation			\$ 2,200,899
130				
131	<b>FOR: DEPARTMENT OF PUBLIC SAFETY</b>			<b>\$28,946,409</b>
132				
133	<b>To: Bureau of Codes Enforcement (0137)</b>			
134	Personnel	\$	900,194	
135	Services	\$	29,250	
136	Supplies	\$	19,200	
137	Other	\$	-	
138	Total - Codes Enforcement			\$ 948,644

139				
140	<b>To: Bureau of Police (0142)</b>			
141	Personnel	\$	16,704,008	
142	Services	\$	1,056,277	
143	Supplies	\$	341,615	
144	Other	\$	1,010,000	
145	Total - Bureau of Police			\$ 19,111,900
146				
147	<b>To: Bureau of Fire (0151)</b>			
148	Personnel	\$	7,935,765	
149	Services	\$	371,350	
150	Supplies	\$	303,750	
151	Other	\$	275,000	
152	Total - Bureau of Fire			\$ 8,885,865
153				
154	<b>FOR: DEPARTMENT OF ENGINEERING AND PLANNING</b>			\$2,635,601
155				
156	<b>To: Office of the Director (0160)</b>			
157	Personnel	\$	795,528	
158	Services	\$	727,526	
159	Supplies	\$	353,165	
160	Other	\$	455,947	
161	Total - Office of the Director			\$ 2,332,166
162				
163	<b>To: Bureau of Planning (0135)</b>			
164	Personnel	\$	201,435	
165	Services	\$	98,000	
166	Supplies	\$	4,000	
167	Other	\$	-	
168	Total - Planning			\$ 303,435
169				
170	<b>FOR: DEPARTMENT OF PUBLIC WORKS</b>			\$2,355,926
171				
172	<b>To: Bureau of Vehicle Management (0172)</b>			
173	Personnel	\$	554,824	
174	Services	\$	452,527	
175	Supplies	\$	1,028,575	
176	Other	\$	320,000	
177	Total - Vehicle Management			\$ 2,355,926
178				
179	<b>FOR: GENERAL EXPENSES (0188)</b>			\$15,385,161
180				
181	Personnel	\$	12,034,046	
182	Services	\$	2,848,542	
183	Supplies	\$	25,000	
184	Other	\$	477,573	
185	Total -			\$ 15,385,161
186				
187	<b>FOR: TRANSFERS TO OTHER FUNDS (0189):</b>			\$12,622,416
188				
189	<b>To: Capital Projects Fund</b>	\$	2,532,000	
190	<b>To: Debt Service Fund</b>	\$	9,833,638	
191	<b>To: Senators Fund</b>	\$	256,778	
192	<b>To: Special Events Fund</b>	\$	-	
193	<b>To: Neighborhood Svcs Fund</b>	\$	-	
194	Total - Transfers			\$ 12,622,416
195				
196	<b>SECTION 2. STATE LIQUID FUELS TAX FUND</b>			\$3,379,112
197				
198	Appropriations in the amount of <b>Three Million Three Hundred Seventy Nine Thousand One Hundred Twelve Dollars</b>			
199	are hereby made to the State Liquid Fuels Tax Fund as specified in Exhibit "A" and summarized as follows:			
200				
201	<b>To: State Liquid Fuels Tax Fund (2020)</b>			
202	Personnel	\$	-	
203	Services	\$	415,000	
204	Supplies	\$	330,000	
205	Other	\$	2,634,112	
206	Total - State Liquid Fuels Tax Fund			\$ 3,379,112
207				

208  
209  
210  
211  
212  
213  
214  
215  
216  
217  
218  
219  
220  
221  
222  
223  
224  
225  
226  
227  
228  
229  
230  
231  
232  
233  
234  
235  
236  
237  
238  
239  
240  
241  
242  
243  
244  
245  
246  
247  
248  
249  
250  
251  
252  
253  
254  
255  
256  
257  
258  
259  
260  
261  
262  
263  
264  
265  
266  
267  
268  
269  
270  
271  
272  
273

**SECTION 3. HOST MUNICIPALITY FEES FUND** **\$594,575**

Appropriations in the amount of **Five Hundred Ninety Four Thousand Five Hundred Seventy Five Dollars** are hereby made to the Host Municipality Fees Fund as specified in Exhibit "A" and summarized as follows:

<b>To: Host Municipality Fees Fund (2110)</b>		
Personnel	\$	162,075
Services	\$	130,000
Supplies	\$	145,000
Other	\$	157,500
<b>Total – Host Municipality Fees Fund:</b>	\$	<b>594,575</b>

**SECTION 4. DEBT SERVICE FUND** **\$9,833,638**

Appropriations in the amount of **Nine Million Eight Hundred Thirty Three Thousand Six Hundred Thirty Eight Dollars** are hereby made to the Debt Service Fund as specified in Exhibit "A" and summarized as follows:

<b>To: Debt Service Fund</b>	\$	<b>9,833,638</b>
------------------------------	----	------------------

**SECTION 5. NEIGHBORHOOD SERVICES FUND** **\$20,548,993**

Appropriations in the amount of **Twenty Million Five Hundred Forty Eight Thousand Nine Hundred Ninety Three Dollars** are hereby made to the Neighborhood Services Fund as specified in Exhibit "A" and summarized as follows:

<b>To: Bureau of Neighborhood Services (2562)</b>		
Personnel	\$	4,524,543
Services	\$	9,471,715
Supplies	\$	692,000
Other	\$	4,374,956
<b>Total – City Services</b>	\$	<b>19,063,214</b>

<b>To: Bureau of Neighborhood Services (2584)</b>		
Personnel	\$	969,279
Services	\$	191,100
Supplies	\$	225,400
Other	\$	100,000
<b>Total – Park Maintenance Services</b>	\$	<b>1,485,779</b>

**SECTION 6. SENATORS FUND** **\$678,287**

Appropriations in the amount of **Six Hundred Seventy Eight Thousand Two Hundred Eighty Seven Dollars** are hereby made to the Senators Fund as specified in Exhibit "A" and summarized as follows:

<b>To: Senators Fund (26)</b>		
Personnel	\$	-
Services	\$	25,000
Supplies	\$	-
Other	\$	653,287
<b>Total – Senators Fund</b>	\$	<b>678,287</b>

**SECTION 7. CAPITAL PROJECTS – PUBLIC WORKS** **\$2,532,000**

Appropriations in the amount of **Two Million Five Hundred Thirty Two Thousand Dollars** are hereby made to the Capital Projects Fund as specified in Exhibit "A" and summarized as follows:

<b>To: Capital Projects (06)</b>		
Public Works Projects	\$	-
Engineering Projects	\$	2,532,000
<b>Total – Capital Projects Fund</b>	\$	<b>2,532,000</b>



274 **SECTION 8. NEIGHBORHOOD MITIGATION** **\$156,000**  
 275

276 Appropriations in the amount of **One Hundred Fifty Six Thousand Dollars**  
 277 are hereby made to the Neighborhood Mitigation Fund as specified in Exhibit "A" and summarized as follows:  
 278

279 **To: Neighborhood Mitigation Fund**

Salvage	\$	8,000	
Land Bank	\$	-	
Permit Penalty	\$	48,000	
Foreclosure Property Registry	\$	<u>100,000</u>	
<b>Total – Neighborhood Mitigation Fund</b>			<b>\$ 156,000</b>

287 **SECTION 9. SPECIAL EVENTS & PROJECTS REIMB FUND** **\$76,530**  
 288

289 Appropriations in the amount of **Seventy Six Thousand Five Hundred Thirty Dollars**  
 290 are hereby made to the Special Events & Projects Reimb Fund as specified in Exhibit "A" and summarized as follows:  
 291

292 **To: Special Events & Projects Reimb Fund** **\$ 76,530**

295 **SECTION 10. FIRE PROTECTION FUND** **\$367,500**  
 296

297 Appropriations in the amount of **Three Hundred Sixty Seven Thousand Five Hundred Dollars**  
 298 are hereby made to the Fire Protection Fund as specified in Exhibit "A" and summarized as follows:  
 299

300 **To: Fire Protection Fund**

Operations Equipment	\$	357,000	
Tuition/Training	\$	7,500	
Educational	\$	<u>3,000</u>	
<b>Total – Fire Protection Fund</b>			<b>\$ 367,500</b>

307 **SECTION 11. POLICE PROTECTION FUND** **\$165,300**  
 308

309 Appropriations in the amount of **One Hundred Sixty Five Thousand Three Hundred Dollars**  
 310 are hereby made to the Police Protection Fund as specified in Exhibit "A" and summarized as follows:  
 311

312 **To: Police Protection Fund**

Illegal Gun Program	\$	2,400	
Police Training	\$	85,000	
K-9 Emergency	\$	2,500	
K-9	\$	7,400	
Police Projects	\$	20,000	
Fed Forfeiture	\$	48,000	
Dare Program	\$	-	
Protect Hbg Legal Defense	\$	-	
Pa Gaming Contrl Brd Grnt	\$	<u>-</u>	
<b>Total – Police Protection Fund</b>			<b>\$ 165,300</b>

325 **SECTION 12. PARKS & RECREATION FUND** **\$423,530**  
 326

327 Appropriations in the amount of **Four Hundred Twenty Three Thousand Five Hundred Thirty Dollars**  
 328 are hereby made to the Parks & Recreation Fund as specified in Exhibit "A" and summarized as follows:  
 329

330 **To: Parks & Recreation Fund**

City Island	\$	141,500	
Reservoir Park	\$	182,000	
Events	\$	-	
Highmark	\$	100,030	
General Revenue	\$	<u>-</u>	
<b>Total – Parks &amp; Recreation Fund</b>			<b>\$ 423,530</b>

337			
338	<b>SECTION 13. WHBG FUND</b>		<b>\$9,500</b>
339			
340	Appropriations in the amount of <b>Nine Thousand Five Hundred Dollars</b>		
341	are hereby made to the WHBG Fund as specified in Exhibit "A" and summarized as follows:		
342			
343	<b>To: WHBG Fund</b>	<b>\$</b>	<b>9,500</b>
344			
345			
346	<b>SECTION 14. EVENTS FUND</b>		<b>\$181,000</b>
347			
348	Appropriations in the amount of <b>One Hundred Eighty One Thousand Dollars</b>		
349	are hereby made to the Events Fund as specified in Exhibit "A" and summarized as follows:		
350			
351	<b>To: Events Fund</b>	<b>\$</b>	<b>181,000</b>
352			
353			
354	<b>SECTION 15. SANITATION FUND AND DISPOSAL FUND</b>		<b>\$5,151</b>
355			
356	Appropriations in the amount of <b>Five Thousand One Hundred Fifty One Dollars</b>		
357	are hereby made to the Sanitation and Disposal as specified in Exhibit "A" and summarized as follows:		
358			
359	<b>To: Sanitation Fund (27)</b>	<b>\$</b>	<b>5,151</b>
360	<b>To: Disposal Fund (28)</b>	<b>\$</b>	<b>-</b>
361			
362	<b>SECTION 16. ESTIMATED RESOURCES</b>		
363			
364	The estimated resources of the City of Harrisburg for the year 2019 are as follows:		
365			
366	<b>GENERAL FUND</b>		<b>\$70,832,033</b>
367			
368	<b>STATE LIQUID FUELS TAX FUND</b>		<b>\$3,379,112</b>
369			
370	<b>HOST MUNICIPALITY FEES FUND</b>		<b>\$594,575</b>
371			
372	<b>DEBT SERVICE FUND</b>		<b>\$9,833,638</b>
373			
374	<b>NEIGHBORHOOD SERVICES FUND</b>		<b>\$20,592,769</b>
375			
376	<b>SENATORS FUND</b>		<b>\$678,287</b>
377			
378	<b>CAPITAL PROJECTS – PUBLIC WORKS</b>		<b>\$2,532,000</b>
379			
380	<b>NEIGHBORHOOD MITIGATION</b>		<b>\$156,000</b>
381			
382	<b>SPECIAL EVENTS &amp; PROJECTS REIMB FUND</b>		<b>\$76,530</b>
383			
384	<b>FIRE PROTECTION FUND</b>		<b>\$367,500</b>
385			
386	<b>POLICE PROTECTION FUND</b>		<b>\$165,300</b>
387			
388	<b>PARKS &amp; RECREATION FUND</b>		<b>\$423,530</b>
389			
390	<b>WHBG FUND</b>		<b>\$10,000</b>
391			
392	<b>EVENTS FUND</b>		<b>\$181,000</b>
393			
394	<b>SANITATION FUND</b>		<b>\$5,151</b>
395			
396	<b>DISPOSAL FUND</b>		<b>\$0</b>
397			
398	<b><u>TOTAL 2019 PROPOSED BUDGET</u></b>		<b><u>\$109,827,424</u></b>
399			

400  
401  
402  
403  
404  
405  
406  
407  
408  
409  
410  
411  
412  
413  
414  
415  
416  
417  
418  
419  
420  
422  
423  
424  
425  
426  
427  
428  
429  
430  
431

**SECTION 17. DELEGATION**

Appropriate City officials are authorized and directed to take such actions as are necessary to effectuate this ordinance.

**SECTION 18. SEVERABILITY**

If any provision, sentence, clause, section, or part of this ordinance or the application thereof to any person or circumstance is for any reason found to be unconstitutional, illegal or invalid by a court of competent jurisdiction, such unconstitutionality, illegality or invalidity shall not affect or impair any of the remaining provisions, sentences, clauses, sections, or parts of this ordinance. It is hereby declared as the intent of the Council of the City of Harrisburg that this ordinance would have been adopted had such unconstitutional, illegal or invalid provision, sentence, clause, section, or part not been included herein.

**SECTION 19. REPEALER**

All ordinances or parts of ordinances in conflict herewith be and the same are hereby repealed.

**SECTION 20. EFFECTIVE DATE**

This ordinance shall take effect in accordance with the provisions of the law.

Seconded by: \_\_\_\_\_

City Council: \_\_\_\_\_

Signed by the Mayor: \_\_\_\_\_

**BILL NO. \_\_\_\_\_ - 2018**

Moved by: \_\_\_\_\_

An Ordinance amending the Codified Ordinances of the City of Harrisburg, Title V, Licensing and Taxation, Part V, Real Estate Taxes, Chapter 5-501, Property Tax, by establishing for the year Two Thousand Nineteen (2019) a tax levy on land and improvements and providing for the distribution of taxes levied and assessed and providing for a tax rebate for the difference between the tax due and attributable to the year Two Thousand Nineteen (2019) tax levy over the tax due and attributable to the year Two Thousand Six (2006) tax levy for qualifying senior citizens.

**WHEREAS**, Ordinance 26 of 2006 established a base tax rate levied and assessed against all taxable land and improvements thereon; and

**WHEREAS**, The City of Harrisburg recognizes the severe economic plight of certain senior citizens who are property owners with fixed incomes who are faced with rising costs of living and constantly increasing tax and inflation burdens which threaten their homesteads and self-sufficiency; and

**WHEREAS**, The City of Harrisburg considers it to be a matter of sound public policy to make special provision for property tax rebates to that class of senior citizens who are real property taxpayers and whose household income is within the poverty guidelines as determined by the United States Department of Health and Human Services; and

**WHEREAS**, The City of Harrisburg wishes to provide property tax rebates to that class of senior citizens who qualify for same.

**NOW, THEREFORE, BE IT ORDAINED BY THE COUNCIL OF HARRISBURG, AND IT IS HEREBY ENACTED BY AUTHORITY OF THE SAME**, as follows:

Sections 5-501.1, 5-501.2, 5-501.3, and 5-501.6 of the Codified Ordinance are deleted in their entireties and replaced as follows:

**SECTION 1. 5-501.1 TAX LEVY ON LAND**

There is hereby levied and assessed against all land within the City of Harrisburg, which is taxable for City purposes, exclusive of buildings and site improvements located thereon, if any, and upon all persons owning said land, a tax at the rate of Thirty and Ninety-Seven Hundredths Mills (.03097) per dollar for the fiscal year 2019. For purposes of computing said tax, the valuation of said land as taken from other books and records of the Dauphin County Assessor of Taxes shall

46 be used. Said tax amounts to Three Dollars and Nine and Seven Tenths Cents (\$3.097) on each  
47 \$100.00 of assessed value.

48  
49

50 **SECTION 2. 5-501.2 TAX LEVY ON BUILDING AND IMPROVEMENTS**

51

52 There is hereby levied and assessed against all buildings and site improvements, whether  
53 residential, commercial or otherwise, within the City of Harrisburg, which are taxable for City  
54 purposes, exclusive of the land on which such buildings and site improvements are located and  
55 upon all persons owning such buildings and site improvements, a tax at the rate of Five and Sixteen  
56 Hundredths Mills (.005160) per dollar for fiscal year 2019. For purposes of computing said tax,  
57 the valuation of said buildings and site improvements as taken from the books and records of the  
58 Dauphin County Tax Assessment Office shall be used. Said tax amounts to Fifty-One and Six  
59 Tenths Cents (\$.516) on each \$100.00 of assessed value.

60

61

62 **SECTION 3. 5-501.3 TAX DISTRIBUTION**

63

64 The tax levied and assessed pursuant to Sections 5-501.1 and 5-501.2 is amended to read  
65 as follows:

66

67 (a) For General Revenue, Two and Two Hundred Eighty-Four Thousandths of one mill  
68 (.002284) or Twenty-Two and Eighty-Four Hundredths Cents (\$.2284) on each \$100.00 of  
69 assessed value.

70

71 (b) For payment of Debt Service, i.e., payment on bonded indebtedness, Six and Three  
72 Hundred Forty-Three Thousandths of one mill (.006343) or Sixty-Three and Forty-Three  
73 Hundredths Cents (\$.6343) on each \$100.00 of assessed value.

74

75 (c) For a contribution to the Police and Fire Pension Plans, Eight Hundred Thirty  
76 Thousandths of one mill (.000830) or Eight and Thirty Hundredths Cents (\$.0830) on each  
77 \$100.00 of assessed value.

78

79 (d) For a contribution for recreation purposes, One and Three Hundred Seventy-Eight  
80 Thousandths of one mill (.001378) or Thirteen and Seventy-Eight Hundredths Cents (\$.1378) on  
81 each \$100.00 of assessed value.

82

83

\* \* \* \* \*

84

85 **SECTION 4. 5-501.6 SENIOR CITIZEN PROPERTY TAX REBATE**

86

87 (a) Definitions:

88

89 (1) Assessed Value: The taxable value of property as determined by the Dauphin  
90 County Board of Property Assessment, Appeals and Review.

91

92 (2) Eligible Taxpayer: An owner and occupant of a principal residence in the City  
93 of Harrisburg who is:

94  
95 a. A single person sixty-five (65) years of age or older during a calendar year  
96 in which the City of Harrisburg real property taxes are due and assessed; or

97  
98 b. Married persons in either of the following situations:

99  
100 1. Both spouses are the deeded owners and either one or both are sixty-five  
101 (65) years of age or older during a calendar year in which the City of Harrisburg real property  
102 taxes are due and assessed; or

103  
104 2. One spouse is the deeded owner and that spouse is sixty-five (65) years  
105 of age or older during a calendar year in which the City of Harrisburg real property taxes are due  
106 and assessed.

107  
108 (3) Household Income. All income received by an eligible taxpayer during a calendar  
109 year.

110  
111 (4) Income. All income from whatever source derived, including but not limited to,  
112 salaries, wages, bonuses, commissions, income from self-employment, alimony, support money,  
113 cash public assistance and relief, the gross amount of any pensions or annuities including railroad  
114 retirement benefits, all benefits received under the Federal Social Security Act (except Medicare  
115 benefits), all benefits received under state unemployment insurance laws and veterans' disability  
116 payments, all interest received from the federal or any state government, or any instrumentality or  
117 political subdivision thereof, realized capital gains, rentals, workers compensation and the gross  
118 amount of loss of time insurance benefits, life insurance benefits and proceeds (except the first  
119 five thousand dollars (\$5,000.00) of the total of death benefit payment), and gifts of cash or  
120 property (other than transfers by gift between members of a household) in excess of a total value  
121 of three hundred dollars (\$300.00), but shall not include surplus food or other relief in kind  
122 supplied by a government agency or property tax or rent rebate or inflation dividend.

123  
124 (5) Person. A natural person.

125  
126 (6) Poverty Guidelines. The gross amount of income based on size of household as  
127 determined by the United States Department of Health and Human Services to determine the  
128 number of Americans living in poverty and to determine financial eligibility for certain programs.

129  
130 (7) Principal Residence. The dwelling house of the eligible taxpayer including the  
131 principal house and lots used in connection therewith, which contribute to enjoyment, comfort and  
132 convenience.

133  
134 (8) Property Tax Rebate. The amount equal to the difference between the property tax  
135 due and attributable to the year Two Thousand Nineteen (2019) tax levy as indicated in Sections  
136 5-501.1 and 5-501.2 of this Chapter and the Two Thousand Six (2006) tax levy indicated in  
137 Ordinance 26 of 2006.

138  
139 (a) Participation in the Senior Citizen Property Tax Rebate Program  
140

141 (1) Any eligible taxpayer paying property taxes in the City of Harrisburg whose total  
142 household income does not exceed the poverty guidelines may apply to the Office of the City  
143 Treasurer for a property tax rebate. For purposes of calculating total household income, the  
144 applicant shall use only fifty percent (50%) of applicable Social Security Benefits, SSI Benefits,  
145 and Railroad Retirement Benefits.  
146

147 (2) In order to be eligible to participate in the Senior Citizen Property Tax Rebate  
148 Program, the applicant must meet the following conditions:  
149

150 a. The applicant must be a single person sixty-five (65) years of age or older  
151 during the calendar year; or be married persons with both spouses being the deeded owners of the  
152 property and either or both spouses being sixty-five (65) years of age or older during the calendar  
153 year; or be married persons with one spouse being the deeded owner of the property and that spouse  
154 being sixty-five (65) years of age or older during the calendar year.  
155

156 b. The property owned by the applicant must be the principal residence and  
157 domicile of the applicant.  
158

159 c. The applicant's total household income must not exceed the poverty guidelines  
160 as determined by the United States Department of Health and Human Services for the tax year for  
161 which the rebate is sought.  
162

163 d. The applicant must have remitted payment for the full amount of the year Two  
164 Thousand Nineteen (2019) tax levy prior to making application for the Senior Citizen Property  
165 Tax Rebate Program or the applicant must remit payment for the full amount of the year Two  
166 Thousand Nineteen (2019) tax levy at the time of making application for the Senior Citizen  
167 Property Tax Rebate Program. In either case, no rebate will be forthcoming until payment in full  
168 is received by the City and properly credited to the applicant's property tax account. Applicants  
169 paying the Two Thousand Nineteen (2019) property tax by installments as indicated in Section 5-  
170 501.4(b) of this Chapter shall not be eligible for the Senior Citizen Property Tax Rebate Program.  
171

172 e. Any other criteria set by the City of Harrisburg or the Office of the City  
173 Treasurer reasonably necessary to effectuate this Ordinance.  
174

175 (3). Applications for the Senior Citizen Property Tax Rebate Program must be completed  
176 in their entirety and received in the Office of the City Treasurer no later than 4:00 o'clock p.m. on  
177 Friday, May 24, 2019. Failure to submit completed applications before the indicated deadline shall  
178 forfeit participation in the Senior Citizen Property Tax Rebate Program even if the taxpayer would  
179 have otherwise qualified as an eligible taxpayer.  
180

181 (c) City Treasurer Duties.  
182

183 (1) The City Treasurer shall independently certify those applicants who are eligible  
184 taxpayers and whose household income does not exceed the poverty guidelines for the tax year for  
185 which a rebate is sought.

186  
187 (2) The City Treasurer shall deny participation in the Senior Citizen Property Tax Rebate  
188 Program to any applicant as to whom it is determined that a delinquency exists for any City of  
189 Harrisburg tax, water charge, sewage charge, fees, or municipal claims.

190  
191 (3) The City Treasurer shall have the authority to issue rules and regulations with respect  
192 to the administration of the Senior Citizen Tax Rebate Program. Such rules and regulations shall  
193 include, but not be limited to, reasonable proof of household income, proof of residence, proof of  
194 qualification for or receipt of a property rebate under the Property Tax and Rent Rebate Program  
195 or the Taxpayer Relief Act or any other reasonable requirements and conditions as may be  
196 necessary to operate the Senior Citizen Property Tax Rebate Program.

197  
198  
199 **SECTION 5. DELEGATION**

200  
201 Appropriate City officials are authorized and directed to take such actions as are necessary  
202 to effectuate this Ordinance.

203  
204  
205 **SECTION 6. SEVERABILITY**

206  
207 If any provision, sentence, clause, section, or part of this ordinance or the application  
208 thereof to any person or circumstance is for any reason found to be unconstitutional, illegal or  
209 invalid by a court of competent jurisdiction, such unconstitutionality, illegality or invalidity shall  
210 not affect or impair any of the remaining provisions, sentences, clauses, sections, or parts of this  
211 ordinance. It is hereby declared as the intent of the Council of the City of Harrisburg that this  
212 ordinance would have been adopted had such unconstitutional, illegal or invalid provision,  
213 sentence, clause, section, or part not been included herein.

214  
215  
216 **SECTION 7. REPEALER**

217  
218 All ordinances or parts of ordinances in conflict herewith be and the same are hereby  
219 repealed.

220  
221  
222 **SECTION 8. EFFECTIVE DATE**

223  
224 This ordinance shall take effect in accordance with the provisions of the law and shall  
225 expire on December 31, 2019 unless extended by approval of City Council.

226  
227  
228 Seconded by: \_\_\_\_\_



229

230

231 Passed by Council: \_\_\_\_\_

232

233 Signed by the Mayor: \_\_\_\_\_



# Capital Projects 2019

## GENERAL FUND

### GENERAL GOVERNMENT

#### OFFICE OF CITY TREASURER

---

\$ 15,000 Office Remodeling - currently Parks, Rec & Facilities perview

**TOTAL - GENERAL GOVERNMENT**

\$ 15,000

### ADMINISTRATION

#### BUREAU OF INFORMATION TECHNOLOGY

---

\$ 235,000 Data Center Redundancy - Equipment (Gaming Grant)  
\$ 180,000 VOIP Phone System Replacement - Phase 2  
\$ 62,000 Key Finance - Cisco Server & Nimble SAN Lease  
\$ 50,000 Morefield - Fiber Replacement  
\$ 50,000 Workflow & Imaging System - Phase 1  
\$ 45,000 Morefield - Infrastructure / Security Enhs  
\$ 40,000 Office365 Licenses (DCED Grant Funded )  
\$ 30,000 Harrisburg Police - Video Server (Lease for 3 years, \$30k a year thru 2020)  
\$ 15,180 Data Center Redundancy - Location - Under and Service account (Gaming Grant)  
\$ 9,839 Departmental/bureau copier leases

\$ 717,019

**TOTAL -ADMINISTRATION**

\$ 717,019.00

### PARKS AND FACILITIES

#### BUREAU OF FACILITIES & PARKS & RECREATION

---

\$ 285,000 4th & Dauphin  
\$ 224,950 Bldg Interior & Exterior Maint - MLK & PSB

\$ 509,950

**TOTAL - PARKS AND FACILITIES**

\$ 509,950

## **PUBLIC SAFETY**

### **BUREAU OF POLICE**

---

\$ 400,000 38 portable, 33 mobile in-car radios  
\$ 325,000 5 pursuit vehicles & 1 Transport Van  
\$ 230,000 CODY RMS to replace In-Synch  
\$ 150,000 Body Cameras - Under a Service Account  
\$ 30,000 Motorcycle  
\$ 25,000 Specialty Unit

---

**\$ 1,160,000**

---

### **BUREAU OF FIRE**

---

\$ 150,000 Tower 1 and Squad 8 replacement (10 yr \$1.5m lease purchase)  
\$ 125,000 Bay Doors/Facilities

---

**\$ 275,000**

---

**TOTAL - PUBLIC SAFETY**

---

**\$ 1,435,000**

---

## **ENGINEERING AND PLANNING**

### **OFFICE OF TRAFFIC AND ENGINEERING**

---

\$ 175,000 Bucket Truck  
\$ 60,000 Video Detection Upgrades at damaged loop location (3 locations)  
\$ 55,000 Traffic Signal Controller upgrades (7 locations)  
\$ 50,000 Pedestrian Countdown Signals (remaining locations) 3-4 Phases Remaining  
\$ 40,000 Traffic Cabinet Upgrades Damaged Cabinets (1 location)  
\$ 35,352 Sign Printer  
\$ 20,000 ADA Style Pedestrian Push buttons  
\$ 10,595 Sign Laminator  
\$ 10,000 Traffic Signal CMU upgrades (13 locations)

---

**\$ 455,947**

---

### **BUREAU OF VEHICLE MANAGEMENT**

---

**\$ 320,000** VMC Vehicle Leasing

**TOTAL - ENGINEERING AND PLANNING**

---

**\$ 775,947**

---

**TOTAL - OTHER**

---

**\$ -**

---

**TOTAL - GENERAL FUND**

---

**\$ 3,452,916**

---



## Capital Projects 2019

### NEIGHBORHOOD SERVICES FUND

---

\$	2,500,000	Public Works Building (acquisition)	
\$	450,000	2 new tri-axle trucks	
\$	354,810	Lease payment of 7 refuse trucks (Year 3 of 5)	
\$	250,000	Outsourced demolition	
\$	242,725	1 new 20 CY Recycle Truck (902 Grant funded)	
\$	230,000	1 new cab/chassis for roll off hauling	
\$	150,000	Generator & Backup Battery for DPW Building	
\$	129,588	Lease payment of 2 front-end loaders (Year 2 of 5)	
\$	211,415	Lease payment of 6 dump trucks (Year 2 of 5)	
\$	60,000	1 New 12' Wood Chipper (902 Grant funded)	
\$	55,000	Flatbed Truck	For Park Maintenance
\$	50,000	Loader	For Park Maintenance
\$	45,000	Recycle Carts (902 Grant funded)	
\$	40,000	Italian Lakes Inline Water Work	For Park Maintenance
\$	17,401	Lease payment of back-hoe (Year 4 of 5)	
\$	13,388	Lease payment of skid loader (Year 5 of 5)	
\$	10,000	Trailers for Hauling	For Park Maintenance
\$	10,000	O-turn Mower	For Park Maintenance
\$	7,503	Lease payment of asphalt paver (Year 5 of 5)	
<b>\$</b>	<b>4,826,822</b>		

**TOTAL - NEIGHBORHOOD SERVICES FUND**

**\$ 4,826,822**



## Capital Projects 2019

### STATE LIQUID FUELS TAX FUND

---

\$	900,000	Grant Match for Chestnut Street (East West Connector) or GreenLightGo Project3
\$	770,000	S. 15th st Paving & Inspection
\$	500,000	South Harrisburg Paving overruns
\$	240,000	South Harrisburg Inspection
<b>\$</b>	<b>2,410,000</b>	

**TOTAL - STATE LIQUID FUELS TAX FUND**    \$        2,410,000



## Capital Projects 2019

### CAPITAL PROJECTS FUND

\$	517,000	7th st construction - City share
\$	345,000	Riverwalk overruns and Herr St ADA curb ramps (jointly bid through PennDOT)
\$	300,000	N 7th st. Construction Inspection (Professional Fee)
\$	270,000	MulDer Square construction costs (non RCAP eligible)
\$	270,000	4th and Maclay St. ADA curb/ramps overruns
\$	250,000	3rd Street Construction Inspection (Professional Fee)
\$	200,000	North 2nd Street Final Design (Professional Fee)
\$	140,000	MulDer Square Construction Inspection (Professional Fee)
\$	100,000	Green Light Go Project 2 (Forster St. corridor signal improvements)
\$	65,000	Green Light Go Proj 1 overruns
\$	50,000	Herr St. Underpass - City Share
\$	25,000	MLK Construction Administration (Professional Fee)
<b>\$</b>	<b>2,532,000</b>	

**TOTAL - CAPITAL PROJECTS FUND**

**\$ 2,532,000**

## 2019 Approved Budget

Revenue Line Item

**BUDGET UNIT: 27272700 SANITATION FUND**

Account	2016 Actual	2017 Actual	2018 Actual YTD (12/31)	2018 Adopted Budget	2019 Approved Budget
399099 ESTIMATED CASH CARRYOVER	\$0	\$0	\$0	\$1,710	\$5,151
<b>27272700 SANITATION FUND</b>	<b>\$0</b>	<b>\$0</b>	<b>\$0</b>	<b>\$1,710</b>	<b>\$5,151</b>

# 2019 Approved Budget

Expenditure Line Item

**BUDGET UNIT: 27272710 SANITATION FUND**

Account	2016 Actual	2017 Actual	2018 Actual YTD (12/31)	2018 Adopted Budget	2019 Approved Budget
481025 NEIGHBORHOOD SVCS FUND	\$0	\$1,025,939	\$0	\$1,710	\$5,151
<b>27272710 SANITATION FUND</b>	<b>\$0</b>	<b>\$1,025,939</b>	<b>\$0</b>	<b>\$1,710</b>	<b>\$5,151</b>